


INDIAN INSTITUTE OF TECHNOLOGY KANPUR



ANNUAL ACCOUNTS FOR THE FINANCIAL YEAR 2020-21

INDIAN INSTITUTE OF TECHNOLOGY KANPUR

ANNUAL ACCOUNTS FOR THE YEAR ENDED 31ST MARCH 2021

CONTENTS

SR. NO.	PARTICULARS	FROM	TO
1	BALANCE SHEET	1	1
	INCOME & EXPENDITURE	2	2
	RECEIPTS & PAYMENTS	3	3
	CASH FLOW	4	4
	SCHEDULE 1 TO 22	5	50
	SIGNIFICANT ACCOUNTING POLICIES (SCHEDULE 23)	51	57
	NOTES ON ACCOUNTS AND CONTINGENT LIABILITES (SCHEDULE 24)	58	60
2	BALANCE SHEET - PROVIDENT FUND	61	61
	INCOME & EXPENDITURE - PROVIDENT FUND	62	62
	RECEIPTS & PAYMENTS - PROVIDENT FUND	63	63
	CASH FLOW - PROVIDENT FUND	64	64
3	BALANCE SHEET - NEW PENSION SCHEME	65	65
	INCOME & EXPENDITURE - NEW PENSION SCHEME	66	66
	RECEIPTS & PAYMENTS - NEW PENSION SCHEME	67	67
	CASH FLOW - NEW PENSION SCHEME	68	68
4	BALANCE SHEET - HALL AFFAIRS	69	69
	INCOME & EXPENDITURE - HALL AFFAIRS	70	70
	RECEIPTS & PAYMENTS - HALL AFFAIRS	71	71
	CASH FLOW - HALL AFFAIRS	72	72
5	BALANCE SHEET - FUND HALL MANAGEMENT	73	73
	INCOME & EXPENDITURE - FUND HALL MANAGEMENT	74	74
	RECEIPTS & PAYMENTS - FUND HALL MANAGEMENT	75	75
	CASH FLOW - FUND HALL MANAGEMENT	76	76
	ANNEXURES - FUND HALL MANAGEMENT	77	79

INDIAN INSTITUTE OF TECHNOLOGY KANPUR

ANNUAL ACCOUNTS FOR THE YEAR ENDED 31ST MARCH 2021

CONTENTS

6	BALANCE SHEET- STUDENTS' ACTIVITY FUND	80	80
	INCOME & EXPENDITURE- STUDENTS' ACTIVITY FUND	81	81
	RECEIPTS & PAYMENTS- STUDENTS' ACTIVITY FUND	82	82
	CASH FLOW- STUDENTS' ACTIVITY FUND	83	83
	ANNEXURES - STUDENTS' ACTIVITY FUND	84	84
7	BALANCE SHEET- STUDENTS' BENEFIT FUND	85	85
	INCOME & EXPENDITURE- STUDENTS' BENEFIT FUND	86	86
	RECEIPTS & PAYMENTS- STUDENTS' BENEFIT FUND	87	87
	CASH FLOW- STUDENTS' BENEFIT FUND	88	88
	ANNEXURES - STUDENTS' BENEFIT FUND	89	91
8	UTILIZATION CERTIFICATES		
	CAPITAL & REVENUE	92	104
9	BALANCE SHEET PROJECTS' ACCOUNT	105	119

INDIAN INSTITUTE OF TECHNOLOGY KANPUR

BALANCE SHEET AS AT 31st MARCH 2021

(Amount-Rs)

SOURCES OF FUNDS	SCHEDULE	CURRENT YEAR 31.03.2021	PREVIOUS YEAR 31.03.2020
Corpus/Capital Fund	1	18,84,71,44,874	17,29,57,34,973
Designated/Earmarked/Endowment Funds	2	3,98,70,62,526	3,42,36,44,019
Current Liabilities & Provisions	3	19,41,56,83,979	18,20,09,86,578
TOTAL		42,24,98,91,379	38,92,03,65,571
APPLICATION OF FUNDS	SCHEDULE	CURRENT YEAR 31.03.2021	PREVIOUS YEAR 31.03.2020
FIXED ASSETS			
Tangible Assets	4	13,10,16,36,989	12,74,84,35,093
Intangible Assets	4	11,01,74,952	16,07,11,663
Capital Works-In-Progress	4	1,99,41,93,099	1,28,18,26,310
INVESTMENT FROM EARMARKED/ENDOWMENT FUNDS			
Long Term	5	3,52,86,42,331	3,36,32,44,922
Short Term	5	1,64,90,00,000	2,08,40,00,000
Investment - Others	6	10,000	10,000
Current Assets	7	19,23,96,00,960	16,40,91,92,625
Loans, Advances & Deposits	8	2,62,66,33,048	2,87,29,44,958
TOTAL		42,24,98,91,379	38,92,03,65,571
SIGNIFICANT ACCOUNTING POLICIES	23		
CONTINGENT LIABILITIES AND NOTES TO ACCOUNTS	24		


DY. REGISTRAR


JT. REGISTRAR


DY. DIRECTOR


DIRECTOR

DATED :

20-08-21

INDIAN INSTITUTE OF TECHNOLOGY KANPUR

INCOME AND EXPENDITURE ACCOUNT FOR YEAR ENDED 31st MARCH 2021

(Amount-Rs)

PARTICULARS	SCHEDULE	CURRENT YEAR 31.03.2021	PREVIOUS YEAR 31.03.2020
INCOME			
Academic Receipts	9	73,29,15,895	59,50,72,443
<u>Grants/Subsidies</u>			
Grants against Salary	10	2,35,25,33,559	2,17,57,77,341
Grants against Pension	10	81,71,54,489	86,99,68,958
Grants against Others	10	1,02,70,55,105	97,70,81,034
Grants against Scholarships	10	71,76,85,939	71,79,03,761
Grants against HEFA Interest	10	9,00,30,608	7,71,33,195
Grants against P M Research	10	3,97,32,120	1,30,49,304
Income from Investments	11	26,92,34,555	24,79,61,124
Interest earned	12	2,09,36,275	2,80,36,001
Other Income	13	1,00,65,42,914	2,29,35,22,874
Prior Period Income	14	-	-
TOTAL (A)		7,07,38,21,459	7,99,55,06,035
EXPENDITURE			
<u>Staff Payments & Benefits (Establishment Expenses)</u>			
MoE Grant Salaries	15	2,21,92,50,688	2,09,04,01,195
MoE Grant Retirement and Terminal Benefits	15	1,70,81,31,325	2,91,41,37,524
<u>Academic Expenses</u>			
MoE Scholarship	16	71,76,85,939	71,79,03,761
Other Academic Expenses	16	21,07,69,468	26,30,75,983
Administration and General Expenses	17	40,23,69,586	50,81,58,426
Transportation Expenses	18	-	-
Repairs & Maintenance	19	45,07,15,691	46,22,77,721
Finance Costs	20	9,02,93,262	7,92,69,510
Depreciation	4B	24,18,968	21,64,845
Other Expenses	21	3,24,42,950	4,04,24,689
Prior Period Expenses	22	-	2,48,161
TOTAL (B)		5,83,40,77,877	7,07,80,61,815
BALANCE BEING EXCESS OF INCOME OVER EXPENDITURE (A-B)		1,23,97,43,582	91,74,44,220
Utilization Against HEFA Loan		48,11,50,000	57,13,00,000
Utilization Against PLAN Grant		43,10,88,901	-
BALANCE BEING SURPLUS/(DEFICIT) CARRIED TO CAPITAL FUND		32,75,04,681	34,61,44,220
SIGNIFICANT ACCOUNTING POLICIES	23		
CONTINGENT LIABILITIES AND NOTES TO ACCOUNTS	24		

DATED :

20-08-21

DY. REGISTRAR

DY. REGISTRAR

JT. REGISTRAR

JT. REGISTRAR

DY. DIRECTOR

DY. DIRECTOR

DIRECTOR

DIRECTOR

INDIAN INSTITUTE OF TECHNOLOGY KANPUR

RECEIPTS AND PAYMENTS ACCOUNT FOR THE YEAR ENDED 31ST MARCH 2021

RECEIPTS	CURRENT YEAR 31.03.2021	PREVIOUS YEAR 31.03.2020	PAYMENTS	CURRENT YEAR 31.03.2021	PREVIOUS YEAR 31.03.2020
BANK BALANCES			EXPENSES		
Current accounts	65,97,56,995	63,23,32,647	Establishment Expnese	2,92,95,66,356	3,22,30,03,784
Savings accounts	85,46,54,619	1,02,03,66,884	Academic Expenses	50,64,65,598	47,25,11,325
GRANTS RECEIVED			Administrative Expenses	40,35,00,751	52,60,71,854
From Government of India -Capital	91,75,00,000	1,38,27,80,000	Transportation Expenses	-	-
From Government of India- Revenue	5,54,02,18,208	4,66,98,50,000	Repairs & Maintenance	51,48,72,892	46,52,97,293
RECEIPTS EARMARKED / ENDOWMENT FUNDS	3,58,20,70,627	5,62,81,29,270	Finance Cost	1,88,01,228	8,04,69,813
SPONSORED PROJECTS SCHEMES	1,69,68,55,745	1,84,42,72,325	Other Expenses	3,10,45,901	4,07,12,442
FELLOWSHIPS PROJECTS SCHEMES	9,35,38,136	14,91,83,633	PAYMENTS EARMARKED / ENDOWMENT FUNDS	2,99,57,40,955	5,33,54,36,609
OTHER PROJECT RECEIPTS	1,37,07,06,190	1,54,13,01,394	PAYMENTS SPONSORED PROJECTS	1,54,85,69,392	1,49,03,48,426
ACADEMIC RECEIPTS	77,23,66,424	87,63,03,125	PAYMENTS FELLOWSHIPS PROJECTS SCHEMES	10,55,75,681	13,17,12,073
INTEREST RECEIVED ON			PAYMENTS OTHER PROJECTS	76,57,63,404	1,03,21,05,563
Bank Deposits	26,37,06,248	24,18,94,766	INVESTMENTS AND DEPOSITS MADE	10,97,05,15,155	13,61,85,40,932
Loans, Advances & Others	23,39,647	28,46,710	EXPENDITURE ON FIXED ASSETS	2,31,65,84,912	2,56,46,10,400
Savings Bank Accounts	1,87,72,185	2,45,74,614	LOAN PAID TO HEFA	48,11,50,000	57,13,00,000
INVESTMENT DEPOSITS ENCASHED	10,64,32,64,115	12,77,57,71,279	DEPOSIT AND ADVANCES	23,06,93,285	17,00,27,267
OTHER INCOME	23,86,56,706	34,34,16,017	TRF TO OTHER UNITS	3,54,09,49,899	5,74,61,81,351
DEPSOITS AND ADVANCES	10,52,68,428	16,72,66,485	PAYMENT AGAINST SCHLORSHIP	2,03,15,536	99,44,403
TRF FROM OTHER UNITS	3,35,75,03,654	5,61,10,20,705	PAYMENT AGAINST STATUTORY LIABILITIES	50,39,72,299	51,76,08,588
RECEIPTS AGAINST RETIREMENT BENEFITS	46,61,326	78,71,090	BANK BALANCES		
RECEIPTS AGAINST SCHLORSHIP	7,22,59,718	1,11,12,793	Current accounts	1,13,40,97,368	65,97,56,995
LOAN FROM HEFA	75,94,67,474	58,00,00,000	Savings accounts	1,93,53,85,833	85,46,54,619
TOTAL	30,95,35,66,445	37,51,02,93,737	TOTAL	30,95,35,66,445	37,51,02,93,737


DY. REGISTRAR


JT. REGISTRAR


DY. DIRECTOR


DIRECTOR

INDIAN INSTITUTE OF TECHNOLOGY KANPUR

CASH FLOW FOR THE YEAR ENDED 31st MARCH 2021

CASH FLOW FROM OPERATING ACTIVITIES

Grants Received Revenue	5,54,02,18,208	
Academic Incomes	77,23,66,424	
Earmarked/ Endowment Fund Received	3,58,20,70,627	
Receipts for Sponsored Projects/ Schemes	3,16,11,00,071	
Interest on Bank Deposits	26,37,06,248	
Interest on Loans & Advances to Employees	23,39,647	
Interest on Savings Bank Account	1,87,72,185	
Other Income	23,86,56,706	
Receipts against Deposits & Advances	10,52,68,428	
Receipts against Retirement Benefits	46,61,326	
Receipts against Scholarship	7,22,59,718	13,76,14,19,588
Establishment Expenses	2,92,95,66,356	
Academic Expenses	50,64,65,598	
Administrative Expenses	40,35,00,751	
Repairs & Maintenance Expenses	51,48,72,892	
Finance Expenses	1,88,01,228	
Other Expenses	3,10,45,901	
Payments against Scholarship	2,03,15,536	
Payments from Earmarked / Endowment Fund	2,99,57,40,955	
Payments for Sponsored Projects/ Schemes/	2,41,99,08,477	
Payments against Deposits & Advances	23,06,93,285	
Other Payments	18,34,46,245	
Statutory Payments	50,39,72,299	10,75,83,29,523
Net Cash Flow from Operating Activities		3,00,30,90,065

CASH FLOW FROM INVESTING ACTIVITIES

Grants Received Capital	91,75,00,000	
Investment Enchashed	10,64,32,64,115	11,56,07,64,115
Investment in Term Deposits	10,97,05,15,155	
Creation / Purchase of Fixed Assets	2,31,65,84,912	13,28,71,00,067
Net Cash Flow from Investing Activities		-1,72,63,35,952

CASH FLOW FROM FINANCING ACTIVITIES

Cash Receipts	75,94,67,474	
Repayment of Loan	48,11,50,000	
Net Cash Flow From Financing Activities		27,83,17,474

NET INCREASE IN CASH

1,55,50,71,587

Closing Cash Flow Balance as on 31.03.2021

3,06,94,83,201

Opening Cash Flow Balance as on 01.04.2020

1,51,44,11,614

NET INCREASE IN CASH

1,55,50,71,587


DY. REGISTRAR


JT. REGISTRAR

INDIAN INSTITUTE OF TECHNOLOGY KANPUR

SCHEDULE - 1 CORPUS/CAPITAL FUND

(Amount-Rs)

PARTICULARS	CURRENT YEAR 31.03.2021	PREVIOUS YEAR 31.03.2020
BALANCE AT THE BEGINNING OF THE YEAR	17,29,57,34,973	15,77,43,07,065
Add : Grants from Government of India and to the extent utilized for capital expenditure	1,63,20,27,775	1,95,80,73,839
Add: Donation Received Against Assets	1,09,338	2,16,040
Less : Provision Against Value of Written off Fixed Assets	99,10,465	63,03,326
Add : Adjustment during the year	72,63,42,193	59,76,81,246
Add: Excess of Income over Expenditure transferred from the Income & Expenditure A/c	32,75,04,681	34,61,44,220
Less : Transfer to Deferred Revenue Income (Depreciation)	1,12,46,63,621	1,37,43,84,111
TOTAL	18,84,71,44,874	17,29,57,34,973
(DEDUCT) DEFICIT TRANSFERRED FROM THE INCOME & EXPENDITURE ACCOUNT	-	-
BALANCE AT THE YEAR END	18,84,71,44,874	17,29,57,34,973


DY. REGISTRAR


JT. REGISTRAR

INDIAN INSTITUTE OF TECHNOLOGY KANPUR
ENDOWMENT FUNDS ACCOUNT

SCHEDULE-2 DESIGNATED / EARMARKED / ENDOWMENT FUND

(AMOUNT IN RUPEES)

PARTICULARS	FUND WISE BREAKUP												TOTAL	
	GENERAL FUND	DORA PROMOTION A/C FUND	DONATION FUND	RISK RESERVE FUND	IITKDF CORPUS	SIDBI FUND	SBERTC	MEDICAL EMERGENCY FUND	CAUTION MONEY FUND	RR FUND	R&D PENSION FUND	DORA/DORD POOL FUND	CURRENT YEAR	PREVIOUS YEAR
a) Opening Balance	89,85,12,053	8,73,76,168	1,81,95,39,485	38,04,39,234	-	10,61,66,852	5,50,40,318	94,48,517	3,27,26,905	1,51,76,723	1,45,87,665	46,30,100	3,42,36,44,019	3,19,22,15,091
b) Additions during the year	3,85,833	88,801	18,11,85,128	1,68,02,039	13,84,48,162	-	-	-	52,82,000	3,02,07,88,450	-	-	3,36,29,80,414	5,30,74,16,766
c) Income from investment made of the fund / Savings Bank Account / Incentives	6,72,08,157	3,28,39,069	14,03,18,623	2,76,11,847	-	67,86,512	36,28,943	6,85,763	23,75,282	-	10,58,756	16,73,520	28,41,86,473	29,44,91,898
d) Other Income	5,35,711	-	6,09,405	-	-	-	-	-	-	-	-	-	11,45,116	11,73,535
e) Transfer To Risk Reserve	-	-	-	-	-	-	-	-	-	-	-	-	-	1,82,59,405
f) Corporate Social Responsibility	-	-	10,75,99,796	-	-	-	-	-	-	-	-	-	10,75,99,796	8,67,88,569
g) Adjustment Relating to PFY (Reversal of Liab)	15,875	-	43,483	-	-	-	-	-	-	-	-	-	59,358	10,06,580
TOTAL (A)	96,66,57,629	12,03,04,038	2,24,92,95,921	42,48,53,121	13,84,48,162	11,29,53,364	5,86,69,261	1,01,34,280	4,03,84,187	3,03,59,65,173	1,56,46,421	63,03,620	7,17,96,15,176	8,90,13,51,844
B.														
Utilisation/Exp. towards objectives of funds														
a) Expenditure during the year	6,08,64,305	1,10,28,792	8,64,35,903	-	-	75,00,000	43,18,240	-	52,32,000	2,80,98,71,519	-	-	2,98,52,50,758	5,38,52,11,051
b) Bank Charges	1,22,758	-	-	-	-	-	-	-	-	-	-	-	1,22,758	7,77,082
c) Adjustment relating to PFY (Payment of PY Liab.)	-	-	43,483	-	-	-	-	-	-	-	-	-	43,483	68,91,000
d) Corporate Social Responsibility / Conf. Assistance	-	-	5,73,45,876	-	-	-	-	-	-	-	-	-	5,73,45,876	6,65,69,287
e) Transfer To IITKDF Corpus	-	-	3,29,87,734	10,00,00,000	-	-	-	-	-	-	-	-	13,29,87,734	13,29,87,734
f) Transfer To Risk Reserve	1,68,02,039	-	-	-	-	-	-	-	-	-	-	-	1,68,02,039	1,82,59,405
TOTAL (B)	7,77,89,102	1,10,28,792	17,68,12,996	10,00,00,000	-	75,00,000	43,18,240	-	52,32,000	2,80,98,71,519	-	-	3,19,25,52,649	5,47,77,07,825
CLOSING BALANCE AT THE YEAR END (A-B)	88,88,68,526	10,92,75,246	2,07,24,82,925	32,48,53,121	13,84,48,162	10,54,53,364	5,43,51,021	1,01,34,280	3,51,52,187	22,60,93,655	1,56,46,421	63,03,620	3,98,70,62,527	3,42,36,44,019
Represented by														
Assets:														
Cash And Bank Balances													41,35,06,818	6,28,45,921
Investments													3,51,03,83,000	3,36,18,83,000
Investments on MODs													1,77,59,331	8,61,922
Donations Represented by way of Shares													4,99,999	4,99,999
Loan to PROSDC from B3 & B7													-	1,50,000
Idea Cellular Pvt. Ltd.- II Receivable													-	5,00,000
Caution Money Receivable													52,82,000	47,24,000
Interest accrued but not due													3,75,87,421	2,68,03,585
TDS Receivable from Institute Main Account													60,76,266	34,15,338
Total Assets													3,99,10,94,835	3,46,16,83,766
Less: Current Liabilities			40,32,309										40,32,309	3,80,39,747
													3,98,70,62,526	3,42,36,44,019

[Signature]
DY REGISTRAR

[Signature]
JT REGISTRAR

INDIAN INSTITUTE OF TECHNOLOGY KANPUR
ENDOWMENT FUNDS ACCOUNT

SCHEDULE-2 DESIGNATED / EARMARKED / ENDOWMENT FUND

(AMOUNT IN RUPEES)

S.No.	NAME OF ENDOWMENT FUND	OPENING BALANCE 01.04.2020		ADDITIONS DURING THE YEAR		TOTAL		EXPENDITURE ON THE OBJECT OF FUND DURING THE YEAR		CLOSING BALANCE 31.03.2021		TOTAL 12=10+11
		3. Endowment	4. Accumulated Interest	5. Endowment	6. Interest	7. Endowment (3+5)	8. Accumulated Interest (4+6)	9. Expenditure From Endowment	9. Expenditure From Interest.	10. Endowment	11. Accumulated Interest	
1	General Corpus Fund	84,01,81,823	5,83,30,231	-	6,81,45,576	84,01,81,823	12,64,75,807	-	7,77,89,102	84,01,81,823	4,86,86,704	88,88,68,527
2	DORA Promotion Fund	-	8,73,75,168	-	3,29,27,870	-	12,03,04,038	-	1,10,28,792	-	10,92,75,246	10,92,75,246
3	Donations Fund	1,46,36,45,027	35,58,94,457	28,88,28,407	14,09,28,029	1,75,24,73,434	49,68,22,486	13,55,41,744	4,12,71,253	1,61,69,31,691	45,55,51,232	2,07,24,82,923
4	Risk Reserve Fund	-	38,04,39,234	-	4,44,13,887	-	42,48,53,121	-	10,00,00,000	-	32,48,53,121	32,48,53,121
5	IITKDF Corpus	-	-	13,84,48,161.69	-	13,84,48,162	-	-	-	13,84,48,162	-	13,84,48,162
6	SIDBI Fund	8,68,08,000	1,93,58,852	-	67,86,512	8,68,08,000	2,61,45,364	-	75,00,000	8,68,08,000	1,86,45,364	10,54,53,364
7	SBERTC	5,00,00,000	50,40,317	-	36,28,943	5,00,00,000	86,69,260	-	43,18,240	5,00,00,000	43,51,020	5,43,51,020
8	Medical Emergency Fund	73,80,867	20,67,650	-	6,85,763	73,80,867	27,53,413	-	-	73,80,867	27,53,413	1,01,34,280
9	Caution Money Fund	2,99,11,886	28,15,019	52,82,000.00	23,75,282	3,51,93,886	51,90,301	52,32,000	-	2,99,61,886	51,90,301	3,51,52,187
10	RR Fund	1,50,24,400	1,52,323	3,02,07,88,450.30	-	3,03,58,12,850	1,52,323	2,80,98,71,519	-	22,59,41,332	1,52,323	22,60,93,655
11	R&D Pension Fund	86,90,287	58,97,379	-	10,58,756	86,90,287	69,56,135	-	-	86,90,287	69,56,135	1,56,46,422
12	DORA Pool Fund	-	46,30,100	-	16,73,520	-	63,03,620	-	-	-	63,03,620	63,03,620
	TOTAL	2,50,16,42,290	92,20,01,730	3,45,33,47,019.36	30,26,24,137	5,95,49,89,309	1,22,46,25,867	2,95,06,45,262	24,19,07,388	3,00,43,44,047	98,27,18,480	3,98,70,62,526


DY REGISTRAR


IT REGISTRAR

INDIAN INSTITUTE OF TECHNOLOGY KANPUR

SCHEDULE - 3 CURRENT LIABILITIES & PROVISIONS

PARTICULARS	CURRENT YEAR 31.03.2021	PREVIOUS YEAR 31.03.2020
A. CURRENT LIABILITIES		
Deposit from students (Caution Money & Hostel Security)	6,38,06,511	5,60,69,511
Sundry Creditors		
For Goods & Services	8,33,88,956	12,42,62,185
Others		
Deposit-Others (including EMD, Security Deposit)	2,98,10,941	3,42,63,716
Statutory Liabilities (GFP, TDS, WC TAX, CPF, GIS, NPS):		
Overdue	-	-
Others	5,17,32,776	3,54,05,603
Secured Loans		
Secured Loans from HEFA	99,44,17,474	71,61,00,000
Others Payables		
Unspent Grant against Salary from MoE	2,51,03,908	-
Unspent Grant against HEFA Loan Interest	15,57,285	2,57,80,449
Unspent Grant against P M Research	1,90,93,531	77,99,522
Unspent Grant against PLAN	4,14,01,288	13,80,98,632
Unspent Grant against Science & Technology Park	28,78,80,828	-
Unspent Grant against Non Salary	3,22,18,284	-
Other Current Liabilities		
Salaries & Wages Payable	21,03,02,616	20,03,31,747
Interest Payable on Borrowing from HEFA	2,42,23,164	1,87,28,241
Principal Payable on Borrowing from HEFA	53,18,35,689	51,53,80,000
Payable against sponsored projects	3,52,89,81,738	3,42,16,99,333
Payable against sponsored fellowships & scholarships	92,72,111	49,60,408
Electricity Charges	1,60,90,821	1,74,10,556
Audit Fee Payable	25,00,000	25,00,000
Donation Payable to Endowment	-	14,57,227
Unutilised Grants	1,56,80,101	5,59,38,749
Amount Payable to Other Units (RR)	52,51,485	80,80,877
Retirement Benefits Payable	8,80,53,054	7,19,03,390
Fees Received in Advance	-	10,81,81,596
Other liabilities	6,67,27,458	3,09,05,258
TOTAL (A)	6,12,93,30,019	5,59,52,57,000
B. PROVISIONS		
Gratuity	52,71,29,292	52,26,48,189
Superannuation Pension	11,90,70,76,521	11,27,29,31,328
Accumulated Leave Encashment	85,21,48,147	81,01,50,061
TOTAL (B)	13,28,63,53,960	12,60,57,29,578
TOTAL (A+B)	19,41,56,83,979	18,20,09,86,578



 DY. REGISTRAR



 JT. REGISTRAR

INDIAN INSTITUTE OF TECHNOLOGY KANPUR

SCHEDULE - 3B FELLOWSHIPS PROJECTS SCHEMES

S.NO.	NAME OF SPONSOR	OPENING BALANCE 01.04.20		TRANSACTION DURING THE YEAR		CLOSING BALANCE 31.03.21	
		CR	DR	CR	DR	CR	DR
	TOTAL						

AS PER ANNEXURE 'B' ATTACHED

[Signature]
DY. REGISTRAR

[Signature]
JT. REGISTRAR

INDIAN INSTITUTE OF TECHNOLOGY KANPUR

SCHEDULE - 3C OTHER PROJECT RECEIPTS

S.NO.	NAME OF SPONSOR	OPENING BALANCE 01.04.20		TRANSACTION DURING THE YEAR		CLOSING BALANCE 31.03.21	
		CR	DR	CR	DR	CR	DR
	TOTAL						

AS PER ANNEXURE 'C' ATTACHED



 DY. REGISTRAR



 JT. REGISTRAR

INDIAN INSTITUTE OF TECHNOLOGY KANPUR

SCHEDULE - 3D UNUTILISED GRANTS FROM GOVERNMENT OF INDIA

(Amount-Rs)

PARTICULARS	CURRENT YEAR 31.03.2021	PREVIOUS YEAR 31.03.2020
CAPITAL GRANTS: GOVERNMENT OF INDIA		
Balance B/F	13,15,70,990	13,55,64,829
Add: Internal Receipts	92,30,70,014	60,59,06,286
Add: Sanctioned during the year	91,75,00,000	1,38,27,80,000
TOTAL (A)	1,97,21,41,004	2,12,42,51,115
Less: Refunds	-	-
Less: Utilized for Revenue Expenditure	-	-
Less: Utilized for Capital Expenditure	1,64,28,58,888	1,99,26,80,125
TOTAL (B)	1,64,28,58,888	1,99,26,80,125
UNUTILIZED CARRIED FORWARD (A-B)	32,92,82,116	13,15,70,990
REVENUE GRANTS: GOVERNMENT OF INDIA		
Balance B/F	-41,80,53,380	-25,69,89,787
Add: Internal Receipts	-	24,90,78,075
Add: Sanctioned during the year	5,54,02,18,208	4,66,98,50,000
TOTAL (C)	5,12,21,64,828	4,66,19,38,288
Less: Redunds	-	-
Less: Utilized for Revenue Expenditure	5,04,41,91,820	5,07,99,91,668
Less: Utilized for Capital Expenditure	-	-
TOTAL (D)	5,04,41,91,820	5,07,99,91,668
UNUTILIZED CARRIED FORWARD (C-D)	7,79,73,008	-41,80,53,380


 DY. REGISTRAR


 JR. REGISTRAR

INDIAN INSTITUTE OF TECHNOLOGY KANPUR

SCHEDULE - 4 CONSOLIDATED PLAN- FIXED ASSETS

(Amount-Rs)

SR. NO.	ASSETS HEADS TANGIBLE ASSETS	GROSS BLOCK					DEPRECIATION					NET BLOCK	
		OPENING BALANCE 01.04.2020	ADJUSTMENT	ADDITIONS	DEDUCTIONS	CLOSING BALANCE 31.03.2021	OPENING BALANCE 01.04.2020	DEDUCTIONS	FOR THE YEAR	ADJUSTMENT	TOTAL DEPRECIATION 31.03.2021	AS AT 31.03.2021	AS AT 31.03.2020
1	Land												
	Freehold	9,00,000				9,00,000						9,00,000	9,00,000
	Lease Hold (IET - Noida)	11,72,27,164				11,72,27,164						11,72,27,164	11,72,27,164
2	Buildings (On free hold Land)	9,56,83,91,847		44,69,61,969		10,01,53,53,816	1,70,13,34,854		19,02,91,723	1,39,43,008	1,90,55,69,585	8,10,97,84,231	7,86,70,56,993
3	Buildings (Project)	22,46,31,989				22,46,31,989	7,15,94,985		42,68,008		7,58,62,993	14,87,68,996	15,30,37,004
4	Plant Machinery (Central AC)	30,01,89,270		2,84,52,027		32,86,41,297	12,71,71,099		1,56,19,429	3,36,806	14,31,27,334	18,55,13,963	17,30,18,171
5	Sewerage Treatment Plant	1,11,78,934		41,800		1,12,20,734	4,66,949		2,13,193	12,690	6,92,832	1,05,27,902	1,07,11,985
6	Computer/Peripherals Equipment	1,37,69,39,461	-36,409	10,41,72,866	2,48,33,152	1,45,62,42,766	1,18,99,62,456	2,21,83,964	8,07,39,238	-5,35,70,643	1,19,49,47,087	26,12,95,679	18,69,77,005
7	Lab & Science Equipments	9,96,15,19,720	26,42,727	49,45,69,260	4,37,20,165	10,41,50,11,542	6,48,74,85,247	3,78,31,658	60,06,79,623	3,05,82,706	7,08,09,15,918	3,33,40,95,624	3,47,40,34,473
8	General (Office) Equipment	1,40,14,63,455		13,12,64,243	72,91,383	1,52,54,36,315	85,56,71,278	62,04,957	10,29,97,424	18,31,851	95,42,95,596	57,11,40,719	54,57,92,177
9	Furniture & Fixtures	30,18,63,860		1,09,52,268	24,56,765	31,03,59,363	17,46,87,190	21,70,421	2,22,48,508	1,88,677	19,49,53,954	11,54,05,409	12,71,75,670
10	Vehicles	66,34,254		10,92,286		77,26,540	44,19,885		4,88,532	-10,33,002	38,75,415	38,51,125	22,14,369
11	Donated Books	4,93,949		1,09,338		6,03,287	98,346		57,312	22,968	1,78,626	4,24,661	3,95,603
12	Donated Equipment	83,46,175				83,46,175	79,28,866				79,28,866	4,17,309	4,17,309
13	Periodical & Journal (Project)	1,31,74,48,989				1,31,74,48,989	1,25,15,76,540				1,25,15,76,540	6,58,72,449	6,58,72,449
14	Library Books	28,51,29,587		68,71,804		29,20,01,391	26,23,16,427		39,85,335	-69,44,401	25,93,57,361	3,26,44,030	2,28,13,160
15	Plant & Machinery	8,93,617		15,01,77,320		15,10,70,937	1,03,056		71,75,870	24,283	73,03,209	14,37,67,728	7,90,561
16	Other Assets Full Consumed			10,32,753		10,32,753			10,32,753		10,32,753		
	TOTAL (A)	24,88,32,52,271	26,06,318	1,37,56,97,934	7,83,01,465	26,18,32,55,058	12,13,48,17,178	6,83,91,000	1,02,97,96,948	-1,46,05,057	13,08,16,18,069	13,10,16,36,989	12,74,84,35,093
17	Capital Work in Progress	1,28,18,26,310	-	1,99,41,93,099	1,28,18,26,310	1,99,41,93,099	-	-	-	-	-	1,99,41,93,099	1,28,18,26,310
	TOTAL (B)	1,28,18,26,310	-	1,99,41,93,099	1,28,18,26,310	1,99,41,93,099	-	-	-	-	-	1,99,41,93,099	1,28,18,26,310
SR. NO.	ASSETS HEADS INTANGIBLE ASSETS	GROSS BLOCK					DEPRECIATION/AMORTIZATION					NET BLOCK	
		OPENING BALANCE 01.04.2020	ADJUSTMENT	ADDITIONS	DEDUCTIONS	CLOSING BALANCE 31.03.2021	OPENING BALANCE 01.04.2020	DEDUCTIONS	FOR THE YEAR	ADJUSTMENT	TOTAL DEPRECIATION 31.03.2021	AS AT 31.03.2021	AS AT 31.03.2020
18	e-Journals	74,14,83,815		5,84,05,442		79,98,89,257	58,78,49,330		9,55,93,785	1,15,32,755	69,49,75,870	10,49,13,387	15,36,34,485
19	Old Patents	48,02,775				48,02,775	22,36,606		4,33,450	1,32,306	28,02,362	20,00,413	25,66,169
20	New Patents	3,62,380				3,62,380	1,14,753		38,251	1	1,53,005	2,09,375	2,47,627
21	Computer Software	52,88,560		29,48,545		82,37,105	10,25,178		30,80,749	10,79,401	51,85,328	30,51,777	42,63,382
	TOTAL (C)	75,19,37,530	-	6,13,53,987	-	81,32,91,517	59,12,25,867	-	9,91,46,235	1,27,44,463	70,31,16,565	11,01,74,952	16,07,11,663
	GRAND TOTAL (A+B+C)	26,91,70,16,111	26,06,318	3,43,12,45,020	1,36,01,27,775	28,99,07,39,674	12,72,60,43,045	6,83,91,000	1,12,89,43,183	-18,60,594	13,78,47,34,634	15,20,60,05,040	14,19,09,73,066

Signature
DY REGISTRAR

Signature
IT REGISTRAR

INDIAN INSTITUTE OF TECHNOLOGY KANPUR
MAIN ACCOUNT (INCLUDING IWD, CDTE, PENSION, CAMPUS, VISITORS HOSTEL & PETROL PUMP)

SCHEDULE - 4A FIXED ASSETS (Acc, IWD & Visitor Hostel)

(Amount-Rs)

SR. NO.	ASSETS HEADS TANGIBLE ASSETS	GROSS BLOCK					DEPRECIATION					NET BLOCK	
		OPENING BALANCE 01.04.2020	ADJUSTMENT	ADDITIONS	DEDUCTIONS	CLOSING BALANCE 31.03.2021	OPENING BALANCE 01.04.2020	DEDUCTIONS	FOR THE YEAR	ADJUSTMENT	TOTAL DEPRECIATION 31.03.2021	AS AT 31.03.2021	AS AT 31.03.2020
1	Land												
	Freehold	9,00,000				9,00,000	-			-		9,00,000	9,00,000
	Lease Hold (IET - Noida)	11,72,27,164				11,72,27,164	-			-		11,72,27,164	11,72,27,164
2	Buildings (On free hold Land)	9,56,81,61,917		44,16,88,262		10,00,98,50,179	1,70,12,84,212		19,01,87,154	1,39,43,009	1,90,54,14,375	8,10,44,35,804	7,86,68,77,705
3	Buildings (Project)	22,46,31,989				22,46,31,989	7,15,94,985		42,68,008		7,58,62,993	14,87,68,996	15,30,37,004
4	Plant Machinery (Central AC)	30,01,89,270		2,84,52,027		32,86,41,297	12,71,71,099		1,56,19,429	3,36,806	14,31,27,334	18,55,13,963	17,30,18,171
5	Sewerage Treatment Plant	1,11,78,934		41,800		1,12,20,734	4,66,949		2,13,193	12,690	6,92,832	1,05,27,902	1,07,11,985
6	Computer/Peripherals Equipment	77,57,29,752	29,500	3,40,24,349	1,13,20,663	79,84,62,938	68,28,59,421	1,07,41,014	4,30,82,528	(4,78,27,821)	66,73,73,114	13,10,89,824	9,28,70,331
7	Lab & Science Equipments	5,04,78,84,201	26,42,727	7,60,90,181	2,90,04,132	5,09,76,12,977	3,34,95,83,098	2,46,78,195	38,96,22,900	(3,10,60,995)	3,68,34,66,808	1,41,41,46,169	1,69,83,01,103
8	General (Office) Equipment	56,00,61,403		6,55,15,698	48,20,791	62,07,56,310	38,29,02,282	42,71,018	4,59,59,772	(5,65,333)	42,40,25,703	19,67,30,606	17,71,59,120
9	Furniture & Fixtures	21,67,44,393		79,87,652	24,21,375	22,23,10,670	11,47,73,355	21,38,903	1,60,11,592	1,25,891	12,87,71,935	9,35,38,735	10,19,71,038
10	Donated Books	4,93,949		1,09,338		6,03,287	98,346		57,312		1,78,626	4,24,661	3,95,603
11	Vehicles	66,34,254		10,92,286		77,26,540	44,19,885		4,88,532	(10,33,002)	38,75,415	38,51,125	22,14,369
12	Donated Equipment	83,46,175				83,46,175	79,28,866				79,28,866	4,17,309	4,17,309
13	Periodical & Journal (Project)	1,31,74,48,989				1,31,74,48,989	1,25,15,76,540				1,25,15,76,540	6,58,72,449	6,58,72,449
14	Library Books	26,63,73,603		62,95,928		27,26,69,531	24,81,43,642		21,48,809	(70,84,436)	24,32,08,015	2,94,61,516	1,82,29,961
15	Other Assets Full Consumed	-		10,32,753		10,32,753	-		10,32,753		10,32,753	-	-
	TOTAL (A)	18,42,20,05,992	26,72,227	66,23,30,274	4,75,66,961	19,03,94,41,532	7,94,28,02,680	4,18,29,130	70,86,91,982	-7,31,30,223	8,53,65,35,309	10,50,29,06,224	10,47,92,03,313
16	Capital Work in Progress	1,28,18,26,310		1,99,41,93,099	1,28,18,26,310	1,99,41,93,099	-		-		-	1,99,41,93,099	1,28,18,26,310
	TOTAL (B)	1,28,18,26,310	-	1,99,41,93,099	1,28,18,26,310	1,99,41,93,099	-	-	-	-	-	1,99,41,93,099	1,28,18,26,310
SR. NO.	ASSETS HEADS INTANGIBLE ASSETS	GROSS BLOCK					DEPRECIATION/AMORTIZATION					NET BLOCK	
		OPENING BALANCE 01.04.2020	ADJUSTMENT	ADDITIONS	DEDUCTIONS	CLOSING BALANCE 31.03.2021	OPENING BALANCE 01.04.2020	DEDUCTIONS	FOR THE YEAR	ADJUSTMENT	TOTAL DEPRECIATION 31.03.2021	AS AT 31.03.2021	AS AT 31.03.2020
17	e-Journals	73,62,89,185		5,84,05,442	-	79,46,94,627	58,29,14,432	-	9,55,93,785	1,15,32,755	69,00,40,972	10,46,53,655	15,33,74,753
	TOTAL (C)	73,62,89,185	-	5,84,05,442	-	79,46,94,627	58,29,14,432	-	9,55,93,785	1,15,32,755	69,00,40,972	10,46,53,655	15,33,74,753
	GRAND TOTAL (A+B+C)	20,44,01,21,487	26,72,227	2,71,49,28,815	1,32,93,93,271	21,82,83,29,258	8,52,57,17,112	4,18,29,130	80,42,85,767	-6,15,97,468	9,22,65,76,281	12,60,17,52,978	11,91,44,04,376


 BY REGISTRAR


 IT REGISTRAR

INDIAN INSTITUTE OF TECHNOLOGY KANPUR

SCHEDULE - 4B NON PLAN- FIXED ASSETS

(Amount-Rs)

SR. NO.	ASSETS HEADS TANGIBLE ASSETS	GROSS BLOCK				DEPRECIATION				NET BLOCK	
		OPENING BALANCE 01.04.2020	ADDITIONS	ADJUSTMENT	CLOSING BALANCE 31.03.2021	OPENING BALANCE 01.04.2020	FOR THE YEAR	ADJUSTMENT	TOTAL DEPRECIATION 31.03.2021	AS AT 31.03.2021	AS AT 31.03.2020
1	Computer/Peripherals Equipment	1,42,36,600	1,71,523		1,44,08,123	1,24,50,683	3,99,409	- 11,351	1,28,38,741	15,69,382	17,85,917
2	General (Office) Equipment	12,60,74,425	43,30,498		13,04,04,923	10,82,14,289	16,72,155	- 3,86,247	10,95,00,197	2,09,04,726	1,78,60,136
3	Furniture & Fixtures	96,43,079	8,28,976		1,04,72,055	61,62,613	7,07,059	37,943	69,07,615	35,64,440	34,80,466
	TOTAL (A)	14,99,54,104	53,30,997	-	15,52,85,101	12,68,27,585	27,78,623	- 3,59,655	12,92,46,553	2,60,38,548	2,31,26,519
4	Capital Work in Progress										
	TOTAL (B)	-	-	-	-	-	-	-	-	-	-


 DY. REGISTRAR


 JT. REGISTRAR

INDIAN INSTITUTE OF TECHNOLOGY KANPUR

SCHEDULE - 4C INTANGIBLE ASSETS

(Amount-Rs)

SR. NO.	ASSETS HEADS INTANGIBLE ASSETS	GROSS BLOCK					DEPRECIATION/AMORTIZATION					NET BLOCK	
		OPENING BALANCE 01.04.2020	ADJUSTMENT	ADDITIONS	DEDUCTIONS	CLOSING BALANCE 31.03.2021	OPENING BALANCE 01.04.2020	ADJUSTMENT	FOR THE YEAR	DEDUCTIONS	TOTAL DEPRECIATION 31.03.2021	AS AT 31.03.2021	AS AT 31.03.2020
1	e-Journals	74,14,83,815		5,84,05,442		79,98,89,257	58,78,49,330	1,15,32,755	9,55,93,785		69,49,75,870	10,49,13,387	15,36,34,485
2	Old Patents	48,02,775				48,02,775	22,36,606	1,32,306	4,33,450		28,02,362	20,00,413	25,66,169
3	New Patents	3,62,380				3,62,380	1,14,753	1	38,251		1,53,005	2,09,375	2,47,627
4	Computer Software	52,88,560		29,48,545		82,37,105	10,25,178	10,79,401	30,80,749		51,85,328	30,51,777	42,63,382
	TOTAL	75,19,37,530	-	6,13,53,987	-	81,32,91,517	59,12,25,867	1,27,44,463	9,91,46,235	-	70,31,16,565	11,01,74,952	16,07,11,663


 DY REGISTRAR


 JT REGISTRAR

INDIAN INSTITUTE OF TECHNOLOGY KANPUR

SCHEDULE - 4C (I) PATENTS AND COPYRIGHTS

(Amount-Rs)

PARTICULARS	OPENING BALANCE 01.04.2020	ADDITIONS	GROSS	AMORTIZATION	NET BLOCK 31.03.2021	NET BLOCK 31.03.2020
PATENTS GRANTED						
Balance as on 01.04.2020	28,13,796	-	28,13,796	6,04,008	22,09,788	28,13,796
TOTAL (A)	28,13,796	-	28,13,796	6,04,008	22,09,788	28,13,796

PARTICULARS	OPENING BALANCE 01.04.2020	ADDITIONS	GROSS	AMORTIZATION	NET BLOCK 31.03.2021	NET BLOCK 31.03.2020
Patents Pending in respect of patents applied for						
TOTAL (B)	-	-	-	-	-	-

TOTAL (A+B)	28,13,796	-	28,13,796	6,04,008	22,09,788	28,13,796
--------------------	-----------	---	-----------	----------	-----------	-----------



 DY REGISTRAR



 JT REGISTRAR

INDIAN INSTITUTE OF TECHNOLOGY KANPUR

SCHEDULE - 4D EARMARKED FIXED ASSETS (PROJECTS' ACCOUNT)

(Amount-Rs)

SR. NO.	ASSETS HEADS TANGIBLE ASSETS	GROSS BLOCK					DEPRECIATION					NET BLOCK	
		OPENING BALANCE 01.04.2020	ADJUSTMENT	ADDITIONS	DEDUCTIONS	CLOSING BALANCE 31.03.2021	OPENING BALANCE 01.04.2020	ADJUSTMENT	FOR THE YEAR	DEDUCTIONS	TOTAL DEPRECIATION 31.03.2021	AS AT 31.03.2021	AS AT 31.03.2020
1	Buildings (On free hold Land)	2,29,930		52,73,707		55,03,637	50,642	-1	1,04,569		1,55,210	53,48,427	1,79,288
2	Computer/Peripherals Equipment	58,69,73,109	-65,909	6,99,76,994	1,35,12,489	64,33,71,705	49,46,52,353	-57,31,471	3,72,57,301	1,14,42,950	51,47,35,233	12,86,36,472	9,23,20,756
3	Lab & Science Equipments	4,91,36,35,519		41,84,79,079	1,47,16,033	5,31,73,98,565	3,13,79,02,148	6,16,43,701	21,10,56,723	1,31,53,463	3,39,74,49,109	1,91,99,49,456	1,77,57,33,371
4	General (Office) Equipment	71,53,27,627		6,14,18,047	24,70,592	77,42,75,082	36,45,54,706	27,83,431	5,53,65,497	19,33,939	42,07,69,695	35,35,05,387	35,07,72,921
5	Furniture & Fixtures	7,54,76,388		21,35,640	35,390	7,75,76,638	5,37,51,222	24,843	55,29,857	31,518	5,92,74,404	1,83,02,234	2,17,25,166
6	Library Books	1,87,55,984		5,75,876		1,93,31,860	1,41,72,785	1,40,035	18,35,526		1,61,49,346	31,82,514	45,83,199
7	Plant & Machinery	8,93,617		15,01,77,320		15,10,70,937	1,03,056	24,283	71,75,870		73,03,209	14,37,67,728	7,90,561
8	Other Assets Full Consumed												
	TOTAL (A)	6,31,12,92,174	-65,909	70,80,36,663	3,07,34,504	6,98,85,28,424	4,06,51,86,912	5,88,84,821	31,83,26,343	2,65,61,870	4,41,58,36,206	2,57,26,92,218	2,24,61,05,262
8	Capital Work in Progress	-		-	-	-	-		-	-	-	-	-
	TOTAL (B)	-		-	-	-	-		-	-	-	-	-
SR. NO.	ASSETS HEADS INTANGIBLE ASSETS	GROSS BLOCK					DEPRECIATION/AMORTIZATION					NET BLOCK	
		OPENING BALANCE 01.04.2020	ADJUSTMENT	ADDITIONS	DEDUCTIONS	CLOSING BALANCE 31.03.2021	OPENING BALANCE 01.04.2020	ADJUSTMENT	FOR THE YEAR	DEDUCTIONS	TOTAL DEPRECIATION 31.03.2021	AS AT 31.03.2021	AS AT 31.03.2020
9	e-Journals	51,94,631				51,94,631	49,34,899				49,34,899	2,59,732	2,59,732
10	Old Patents	48,02,775				48,02,775	22,36,606	1,32,306	4,33,450		28,02,362	20,00,413	25,66,169
11	New Patents	3,62,380				3,62,380	1,14,753	1	38,251		1,53,005	2,09,375	2,47,627
12	Computer Software	52,88,560		29,48,545		82,37,105	10,25,178	10,79,401	30,80,749		51,85,328	30,51,777	42,63,382
	TOTAL (C)	1,56,48,346		29,48,545	-	1,85,96,891	83,11,437	12,11,708	35,52,450	-	1,30,75,595	55,21,296	73,36,909
	GRAND TOTAL (A+B+C)	6,32,69,40,520	-65,909	71,09,85,208	3,07,34,504	7,00,71,25,315	4,07,34,98,349	6,00,96,529	32,18,78,793	2,65,61,870	4,42,89,11,801	2,57,82,13,514	2,25,34,42,171

[Signature]
BY REGISTRAR

[Signature]
JT REGISTRAR

INDIAN INSTITUTE OF TECHNOLOGY KANPUR

SCHEDULE - 5 INVESTMENTS FROM EARMARKED/ENDOWMENT FUNDS

(Amount-Rs)

PARTICULARS	CURRENT YEAR 31.03.2021	PREVIOUS YEAR 31.03.2020
In Central Government Securities	-	-
In State Government Securities	-	-
Other Approved Securities	-	-
Shares	5,00,000	5,00,000
Debentures and Bonds	96,50,00,000	1,01,40,00,000
Term Deposits with Banks	2,24,21,42,331	2,98,94,44,922
Non Banking Financial Companies	1,97,00,00,000	1,44,33,00,000
TOTAL	5,17,76,42,331	5,44,72,44,922

SCHEDULE - 5A INVESTMENTS FROM EARMARKED/ENDOWMENT FUNDS (FUND WISE)

(Amount-Rs)

PARTICULARS	CURRENT YEAR 31.03.2021	PREVIOUS YEAR 31.03.2020
Endowment Fund Investments	3,52,86,42,331	3,36,32,44,922
Investment of Projects' Account	1,64,90,00,000	2,08,40,00,000
TOTAL	5,17,76,42,331	5,44,72,44,922


DY REGISTRAR


JT REGISTRAR

INDIAN INSTITUTE OF TECHNOLOGY KANPUR

SCHEDULE - 6 INVESTMENTS - OTHERS

(Amount-Rs)

PARTICULARS	CURRENT YEAR 31.03.2021	PREVIOUS YEAR 31.03.2020
In Central Government Securities	-	-
In State Government Securities	-	-
Other Approved Securities	-	-
Shares	10,000	10,000
Debentures and Bonds	-	-
Others (Bank Fixed Deposits)	-	-
TOTAL	10,000	10,000


DY REGISTRAR


JT REGISTRAR

INDIAN INSTITUTE OF TECHNOLOGY KANPUR

SCHEDULE - 7 - CURRENT ASSETS

(Amount-Rs)

PARTICULARS	CURRENT YEAR 31.03.2021	PREVIOUS YEAR 31.03.2020
1. STOCK:		
Building Material	28,93,522	12,47,213
Petrol, and Oil	12,30,850	9,96,875
Stationery	23,46,978	31,82,324
Medicines	19,64,986	18,32,183
2. SUNDRY DEBTORS:		
Debts Outstanding for a period exceeding six months		
Others	18,15,446	98,09,544
3. CASH AND BANK BALANCES:		
Cash in Hand	-	-
WITH SCHEDULED BANKS:		
- In Current Accounts	1,13,40,97,367	65,97,56,995
- In term deposit Accounts	2,82,60,33,819	2,22,34,52,387
- In Savings Accounts	1,93,53,85,832	85,46,54,619
WITH NON SCHEDULED BANKS:		
- In term deposit Accounts	-	-
- In Savings Accounts	-	-
4. NON CURRENT ASSETS:		
Grants Receivable (Against Retirement Benefits)	13,28,63,53,960	12,60,57,29,578
5. OTHER CURRENT ASSETS:		
Donation Receivable Against Rajeev Motwani Building	4,74,71,250	4,74,71,250
Other Receivable	-	10,52,707
Wrongly Debited in Bank	6,950	6,950
TOTAL	19,23,96,00,960	16,40,91,92,625


DY REGISTRAR


JT REGISTRAR

INDIAN INSTITUTE OF TECHNOLOGY KANPUR

ANNEXURE - 'A'

(Amount-Rs)

PARTICULARS	ACCOUNT NO.	CURRENT YEAR	PREVIOUS YEAR
		31.03.2021	31.03.2020
BALANCE IN SAVINGS BANK ACCOUNTS			
AXIS BANK -IIT KANPUR (PAYMENT GATEWAY)	913010053856434	1,66,38,992	55,81,888
AXIS BANK -ENDOWMENT	133010100120012	41,14,668	84,31,826
CANARA BANK - IIT KANPUR	2178101020016	11,59,626	1,97,73,142
CANARA BANK - PRINCIPAL ESCROW	2178101029892	5,88,34,714	3,27,73,653
CANARA BANK - INTEREST ESCROW	2178101029893	1,05,178	37,957
HDFC BANK - ENDOWMENT	1271450001017	45,943	48,81,908
ICICI BANK - ENDOWMENT	628801033775	4,42,020	15,05,964
ICICI BANK - IIT KANPUR (PAYMENT GATEWAY)	104601000838	9,51,794	67,06,595
INDUSIND BANK - ENDOWMENT	100118118991	22,57,09,278	-
STATE BANK OF INDIA - IWD	30632766814	67,85,672	2,63,78,750
STATE BANK OF INDIA - PENSION	10426004576	10,01,92,025	24,02,283
STATE BANK OF INDIA - IIT KANPUR TRANSCRIPT	35973361835	1,06,087	83,141
STATE BANK OF INDIA - DCF	10426004791	3,02,39,462	76,76,622
STATE BANK OF INDIA - GATE	33252014909	1,02,11,634	7,00,194
STATE BANK OF INDIA - JAM	33252021428	64,38,233	26,86,157
STATE BANK OF INDIA - JEE	10426004666	9,51,372	51,33,086
STATE BANK OF INDIA - R&D	10426004611	12,21,22,264	31,28,173
STATE BANK OF INDIA - STUDENT GYM KHANA	10426002240	17,80,550	16,48,137
STATE BANK OF INDIA - ENDOWMENT	10426004735	2,23,87,836	1,73,97,823
STATE BANK OF INDIA - ENDOWMENT	30530707580	7,06,457	2,85,83,269
STATE BANK OF INDIA - VH	10426004893	20,58,765	7,91,569
STATE BANK OF INDIA - PROJECTS' ACCOUNT	36880589812	52,51,07,663	44,50,40,152
STATE BANK OF INDIA - PROJECTS' ACCOUNT	37174348003	14,825	8,450
STATE BANK OF INDIA - PROJECTS' ACCOUNT	37201255346	3,94,07,904	3,74,89,735
STATE BANK OF INDIA - PROJECTS' ACCOUNT	38252644968	2,91,215	6,47,688
STATE BANK OF INDIA - PROJECTS' ACCOUNT	38156203354	68,504	13,65,109
STATE BANK OF INDIA - PROJECTS' ACCOUNT	38368990543	1,91,23,877	2,83,92,370
STATE BANK OF INDIA - ACCOUNT III	38609871079	1,43,86,994	1,36,95,201
STATE BANK OF INDIA - PROJECTS' ACCOUNT	39208799587	3,43,465	-
STATE BANK OF INDIA - JAM	38707327230	-	3,96,47,146
UNION BANK OF INDIA- IIT KANPUR	537202010000050	56,06,30,663	4,09,10,342
UNION BANK OF INDIA- GATE	537202010000058	12,87,884	3,15,96,993
UNION BANK OF INDIA- HALL MANAGEMENT	537202010000199	12,44,481	3,57,95,337
UNION BANK OF INDIA- PENSION HALL MANAGEMENT	537202010000032	14,85,720	37,53,892
UNION BANK OF INDIA- ENDOWMENT	537202010059449	16,00,00,000	-
UNION BANK OF INDIA- JEE	537202010000102	10,067	10,067
BALANCE IN CURRENT ACCOUNTS			
STATE BANK OF INDIA	35061669618	89,367	92,017
STATE BANK OF INDIA - VH	38118997624	16,22,411	37,84,162
SBI NET BANKING - INTERNET BANKING	31250582809	42,020	14,807
STATE BANK OF INDIA - IIT KANPUR	10426002137	35,56,59,043	37,20,54,268
STATE BANK OF INDIA - IIT KANPUR	34848723343	66,897	67,546
STATE BANK OF INDIA - CDTE	37926189366	6,56,976	6,68,552
ICICI BANK - ENDOWMENT	628805002180	1,00,616	20,45,131
ICICI BANK - IIT KANPUR	104605001619	1,00,000	1,00,000
UNION BANK OF INDIA- PROJECTS' ACCOUNT	537201010035329	2,55,503	1,00,000
STATE BANK OF INDIA - PROJECTS' ACCOUNT	10426002126	29,11,35,437	24,97,68,791
AXIS BANK -IIT KANPUR PG ADMISSION	916020013424428	1,26,600	15,825
STATE BANK OF INDIA - IIT KANPUR OUTN COLLECTION	35379059192	70,713	1,86,030
UNION BANK OF INDIA- PROJECTS' ACCOUNT	537201010019001	48,41,71,784	3,08,59,866
TOTAL		3,06,94,83,199	1,51,44,11,614

BY REGISTRAR

BY REGISTRAR

INDIAN INSTITUTE OF TECHNOLOGY KANPUR

SCHEDULE - 8 - LOANS, ADVANCES & DEPOSITS

(Amount-Rs)

PARTICULARS	CURRENT YEAR 31.03.2021	PREVIOUS YEAR 31.03.2020
ADVANCES TO EMPLOYEES: (NON-INTEREST BEARING)		
Miscellaneous Advances to Staff	3,38,476	2,71,976
Festival	43,000	1,43,200
Medical	3,30,000	-
Insurance	-	12,166
TA/LTC	24,63,210	59,39,060
Departmental Expenses	1,03,49,649	2,29,28,496
Contingency	59,57,394	72,79,774
Counselling Services / Training	3,75,800	12,01,800
LONG TERM ADVANCES TO EMPLOYEES (INTEREST BEARING)		
Vehicle	10,49,954	16,73,686
Home	53,10,281	58,92,667
PC	15,57,318	8,39,711
ADVANCES AND OTHER AMOUNTS RECOVERABLE IN CASH OR IN KIND OR FOR VALUE TO BE RECEIVED		
On Capital Account (MoE Fund)	58,60,75,630	50,55,50,877
On Capital Account (Others)	1,41,48,85,139	1,29,60,44,683
Others	22,43,944	1,98,59,053
Loan to SIDBI Incubatees/Others	96,55,941	96,55,941
Loan to IDEA Cellular Pvt Ltd	-	5,00,000
Loan to PROSOC	-	1,50,000
to Suppliers	10,78,031	8,76,161
PREPAID EXPENSES		
Pre Paid Expenses	-	1,49,581
Lease Rent Advance to IET NOIDA	2,17,17,712	2,20,03,472



 DY REGISTRAR



 JT REGISTRAR

INDIAN INSTITUTE OF TECHNOLOGY KANPUR

SCHEDULE - 8 - LOANS, ADVANCES & DEPOSITS (Contd...)

(Amount-Rs)

PARTICULARS	CURRENT YEAR 31.03.2021	PREVIOUS YEAR 31.03.2020
DEPOSITS		
Electricity	1,37,74,275	1,37,74,275
Bank Guarantee/ TDR Kept as Security	23,25,000	23,00,000
Indian Oil Limited	20,72,000	20,72,000
Others	18,000	18,000
Pension Corpus	86,90,287	86,90,287
INCOME ACCRUED		
On Investments from Earmarked/Endowment Funds	3,75,87,421	2,68,03,585
On Investments Others	1,67,31,024	1,66,41,770
On Loans and Advances (Staff)	1,27,66,118	1,50,17,533
OTHERS RECEIVABLE		
Grants Receivable against Salary from MoE	-	2,28,62,533
Grants Receivable against Pension from MoE	-	13,77,38,452
Grants Receivable against Scholarship from MoE	-	19,35,51,332
Grants Receivable against Non Salary	-	9,74,81,034
Grants Receivable against Science & Technology Park	-	65,27,642
Debit balances in Sponsored projects	45,49,10,564	41,96,92,285
Claims Receivable (TDS, ITC etc)	1,43,26,880	88,01,926
TOTAL	2,62,66,33,048	2,87,29,44,958

DY REGISTRAR

JT REGISTRAR

INDIAN INSTITUTE OF TECHNOLOGY KANPUR

SCHEDULE - 9 - ACADEMIC RECEIPTS

(Amount-Rs)

PARTICULARS	CURRENT YEAR 31.03.2021	PREVIOUS YEAR 31.03.2020
FEES FROM STUDENTS		
ACADEMIC		
Tuition fee	57,09,83,812	44,55,95,033
Admission fee	4,28,250	3,54,750
Laboratory fee	49,25,400	43,89,300
Registration fee	49,25,400	43,89,300
TOTAL (A)	58,12,62,862	45,47,28,383
EXAMINATIONS		
Admission test fee	1,26,33,900	1,07,74,800
Annual Examination fee	2,85,500	2,36,500
Mark sheet, certificate fee	7,13,750	5,91,250
Entrance Examination fee	7,56,36,046	8,59,97,654
TOTAL (B)	8,92,69,196	9,76,00,204
OTHER FEES		
Identity card fee	10,500	42,850
Miscellaneous fee	69,80,468	57,88,841
Medical fee	8,20,900	7,31,550
Hostel fee	2,09,32,950	1,88,74,325
TOTAL (C)	2,87,44,818	2,54,37,566
SALE OF PUBLICATIONS		
Sale of Admission forms	3,36,39,019	1,73,06,290
Sale of syllabus and Question Paper etc	-	-
Sale of prospectus including admission forms	-	-
TOTAL (D)	3,36,39,019	1,73,06,290
OTHER ACADEMIC RECEIPTS		
Registration fee for workshops, programmes	-	-
Registration Fees (Academic Staff College)	-	-
TOTAL (E)	-	-
GRAND TOTAL (A+B+C+D+E)	73,29,15,895	59,50,72,443


 DY REGISTRAR


 JT REGISTRAR

INDIAN INSTITUTE OF TECHNOLOGY KANPUR

SCHEDULE - 9 - ACADEMIC RECEIPTS

PARTICULARS	IWD CDTE PENSION CAMPUS VH PP ACC III (As per UC)	GATE	JAM	JEE	CURRENT YEAR 31.03.2021	PREVIOUS YEAR 31.03.2020
<u>FEES FROM STUDENTS</u>						
ACADEMIC						
Tuition fee	57,09,83,812				57,09,83,812	44,55,95,033
Admission fee	4,28,250				4,28,250	3,54,750
Laboratory fee	49,25,400				49,25,400	43,89,300
Registration fee	49,25,400				49,25,400	43,89,300
EXAMINATIONS						
Admission test fee	1,26,33,900				1,26,33,900	1,07,74,800
Annual Examination fee	2,85,500				2,85,500	2,36,500
Mark sheet, certificate fee	7,13,750				7,13,750	5,91,250
Entrance Examination fee		6,80,54,548	75,81,498		7,56,36,046	8,59,97,654
OTHER FEES						
Identity card fee	10,500				10,500	42,850
Miscellaneous fee	69,80,468				69,80,468	57,88,841
Medical fee	8,20,900				8,20,900	7,31,550
Hostel fee	2,09,32,950				2,09,32,950	1,88,74,325
SALE OF PUBLICATIONS						
Sale of Admission forms	1,70,55,350			1,65,83,669	3,36,39,019	1,73,06,290
TOTAL	64,06,96,180	6,80,54,548	75,81,498	1,65,83,669	73,29,15,895	59,50,72,443


 DY REGISTRAR


 JT REGISTRAR

INDIAN INSTITUTE OF TECHNOLOGY KANPUR

SCHEDULE - 10 - GRANTS/SUBSIDIES (IRREVOCABLE GRANTS RECEIVED)

(Amount-Rs)

PARTICULARS	PLAN			TOTAL PLAN	NON PLAN MoE	CURRENT YEAR 31.03.2021	PREVIOUS YEAR 31.03.2020
	GOVT. OF INDIA	UGC					
		PLAN	SPECIFIC SCHEMES				
BALANCE BROUGHT FORWARD	13,15,70,990	-	-	13,15,70,990	(41,80,53,380)	(28,64,82,390)	(12,14,24,958)
Add: Opening Receivable	-	-	-	-	-	-	-
Add: Internal Receipts	92,30,70,014	-	-	92,30,70,014	-	92,30,70,014	85,49,84,361
Add : Receipt during the year	91,75,00,000	-	-	91,75,00,000	5,54,02,18,208	6,45,77,18,208	6,05,26,30,000
TOTAL	1,97,21,41,004	-	-	1,97,21,41,004	5,12,21,64,828	7,09,43,05,832	6,78,61,89,403
Less: Refund to UGC	-	-	-	-	-	-	-
Balance	1,97,21,41,004	-	-	1,97,21,41,004	5,12,21,64,828	7,09,43,05,832	6,78,61,89,403
Less : Utilised for Capital expenditure (A)	1,64,28,58,888	-	-	1,64,28,58,888	-	1,64,28,58,888	1,99,26,80,125
Balance	32,92,82,116	-	-	32,92,82,116	5,12,21,64,828	5,45,14,46,944	4,79,35,09,278
Less : Utilised for Revenue Expenditure (B)	-	-	-	-	5,04,41,91,820	5,04,41,91,820	5,07,99,91,668
Add: Closing Plan Non Recurring W/o	-	-	-	-	-	-	-
Balance C/F (C)	32,92,82,116	-	-	32,92,82,116	7,79,73,008	40,72,55,124	(28,64,82,390)


 DY REGISTRAR


 JT REGISTRAR

CLASSIFICATION OF GRANTS / SUBSIDIES OBJECT HEAD WISE

GRANTS AGAINST SALARY	2,35,25,33,559
GRANTS AGAINST PENSION	81,71,54,489
GRANTS AGAINST NON SALARY	1,02,70,55,105
GRANTS AGAINST SCHOLARSHIP	71,76,85,939
GRANTS AGAINST HEFA INTEREST	9,00,30,608
GRANTS AGAINST P M RESEARCH	3,97,32,120
	5,04,41,91,820



INDIAN INSTITUTE OF TECHNOLOGY KANPUR

SCHEDULE - 11 - INCOME FROM INVESTMENTS

(Amount-Rs)

PARTICULARS	EARMARKED/ENDOWMENT FUNDS		OTHER INVESTMENTS	
	CURRENT YEAR	PREVIOUS YEAR	CURRENT YEAR	PREVIOUS YEAR
	31.03.2021	31.03.2020	31.03.2021	31.03.2020
INTEREST				
On Government Securities	-	-	-	-
Other Bonds/Debentures	6,61,22,772	6,67,72,269	-	-
Interest on Term Deposits	17,98,27,309	19,77,38,915	26,92,34,555	24,79,61,124
Income accrued but not due on Term Deposits/Interest bearing advances to employees	3,62,55,481	2,68,03,585	-	-
Interest on Savings Bank Accounts	19,80,911	31,77,129	-	-
Others (Specify)	-	-	-	-
TOTAL	28,41,86,473	29,44,91,898	26,92,34,555	24,79,61,124
TRANSFERRED TO EARMARKED/ENDOWMENT FUNDS	28,41,86,473	29,44,91,898		
BALANCE	-	-		


 DY REGISTRAR


 JT REGISTRAR

INDIAN INSTITUTE OF TECHNOLOGY KANPUR

SCHEDULE - 11 - INCOME FROM INVESTMENTS

PARTICULARS	IWD CDTE PENSION CAMPUS VH PP ACC III (As per UC)	DCF	GATE	STU GYM	HALL MANAGEM ENT	JAM	R & D	PENSION HALL MANAGE MENT	JEE	CURRENT YEAR 31.03.2021	PREVIOUS YEAR 31.03.2020
INTEREST											
On Government Securities											-
Other Bonds/Debentures											-
Interest on Term Deposits	3,38,08,865	1,03,46,594	45,13,866	10,49,861	4,02,317	7,61,122	21,62,13,857	28,145	21,09,928	26,92,34,555	24,79,61,124
Income accrued but not due on Term Deposits advances to emp.											-
Interest on Savings Bank Accounts										-	-
TOTAL	3,38,08,865	1,03,46,594	45,13,866	10,49,861	4,02,317	7,61,122	21,62,13,857	28,145	21,09,928	26,92,34,555	24,79,61,124


 DY REGISTRAR


 JT REGISTRAR

INDIAN INSTITUTE OF TECHNOLOGY KANPUR

SCHEDULE - 12 - INTEREST EARNED

(Amount-Rs)

PARTICULARS	CURRENT YEAR 31.03.2021	PREVIOUS YEAR 31.03.2020
On Savings Accounts with scheduled banks	1,95,60,535	2,45,75,962
ON LOANS		
Employees/Staff	2,23,141	7,56,563
On Debtors and Other Receivables	11,52,599	27,03,476
TOTAL	2,09,36,275	2,80,36,001


DY REGISTRAR


JT REGISTRAR

INDIAN INSTITUTE OF TECHNOLOGY KANPUR

SCHEDULE - 12 - INTEREST EARNED

PARTICULARS	IWD CDTE PENSION CAMPUS VH PP ACC III (As per UC)	DCF	GATE	PENSION HALL MANAGE MENT	HALL MANAGE MENT	JAM	R & D	JEE	CURRENT YEAR 31.03.2021	PREVIOUS YEAR 31.03.2020
On Savings Accounts with scheduled banks	1,70,13,868	3,08,094	14,10,855	73,658	4,07,041	61,870	2,58,354	26,795	1,95,60,535	2,45,75,962
ON LOANS										
Employees/Staff/Others	2,23,141								2,23,141	7,56,563
On Debtors and Other Receivables	11,52,599								11,52,599	27,03,476
TOTAL	1,83,89,608	3,08,094	14,10,855	73,658	4,07,041	61,870	2,58,354	26,795	2,09,36,275	2,80,36,001


DY REGISTRAR


JT REGISTRAR

INDIAN INSTITUTE OF TECHNOLOGY KANPUR

SCHEDULE - 13 - OTHER INCOME

(Amount-Rs)

PARTICULARS	CURRENT YEAR 31.03.2021	PREVIOUS YEAR 31.03.2020
INCOME FROM LAND & BUILDINGS		
Hostel Room Rent	1,88,99,595	5,28,97,942
License fee	1,15,18,166	1,24,50,182
Electricity Charges Recovered	5,96,85,972	9,94,36,490
Telephone Charges Recovered	4,15,576	4,44,286
House Rent & Water charges recovered	1,61,40,682	1,42,49,067
TOTAL	10,66,59,991	17,94,77,967
SALE OF INSTITUTE'S PUBLICATIONS		
TOTAL	-	-
OTHERS		
RTI fee	548	1,012
Misc. receipts (Sale of tender form, waste paper, MOU receipts etc.)	-	6,68,129
PROFIT ON SALE/DISPOSAL OF ASSETS		
a) Owned assets	41,38,241	61,76,065
Consultancy Overheads	9,20,68,708	10,09,43,941
Sale of Petrol & Oil	3,04,69,634	4,13,18,875
Retirement Benefit Receivable from GOI	68,06,24,382	1,90,02,71,820
Other Miscellaneous Income	9,25,81,410	6,46,65,065
TOTAL	89,98,82,923	2,11,40,44,907
GRAND TOTAL	1,00,65,42,914	2,29,35,22,874


DY REGISTRAR


JT REGISTRAR

INDIAN INSTITUTE OF TECHNOLOGY KANPUR

SCHEDULE - 13 - OTHER INCOME

PARTICULARS	IWD CDTE PENSION CAMPUS VH PP ACC III (As per UC)	DCF	JEE	STY GYM	PENSION HALL MANAGEMENT	HALL MANAGEMENT	R & D	CURRENT YEAR 31.03.2021	PREVIOUS YEAR 31.03.2020
INCOME FROM LAND & BUILDINGS									
Hostel Room Rent	1,86,01,338	2,98,257						1,88,99,595	5,28,97,942
License fee	1,15,18,166							1,15,18,166	1,24,50,182
Electricity Charges Recovered	5,96,85,972							5,96,85,972	9,94,36,490
Telephone Charges Recovered	4,15,576							4,15,576	4,44,286
House Rent & Water charges recovered	1,61,40,682							1,61,40,682	1,42,49,067
OTHERS									
RTI fee	548							548	1,012
Misc. receipts (Sale of tender form, waste paper, MOU receipts etc.)									6,68,129
PROFIT ON SALE/DISPOSAL OF ASSETS									
a) Owned assets	41,38,241							41,38,241	61,76,065
Consultancy Overheads							9,20,68,708	9,20,68,708	10,09,43,941
Sale of Petrol & Oil	3,04,69,634							3,04,69,634	4,13,18,875
Retirement Benefit Receivable from GOI	68,06,24,382							68,06,24,382	1,90,02,71,820
Other Miscellaneous Income	7,83,74,091	80,58,198	10,920	60,49,729	16,818	71,654		9,25,81,410	6,46,65,065
TOTAL	89,99,68,630	83,56,455	10,920	60,49,729	16,818	71,654	9,20,68,708	1,00,65,42,914	2,29,35,22,874


DY REGISTRAR


JT REGISTRAR

INDIAN INSTITUTE OF TECHNOLOGY KANPUR

SCHEDULE - 14 - PRIOR PERIOD INCOME

(Amount-Rs)

PARTICULARS	CURRENT YEAR 31.03.2021	PREVIOUS YEAR 31.03.2020
Other Income	-	-
Academic Receipts	-	-
Excess Provision Written Back	-	-
TOTAL	-	-


DY REGISTRAR


JT REGISTRAR

INDIAN INSTITUTE OF TECHNOLOGY KANPUR

SCHEDULE - 15 - STAFF PAYMENTS & BENEFITS (ESTABLISHMENT EXPENSES)

(Amount-Rs)

PARTICULARS	CURRENT YEAR - 31.03.2021			PREVIOUS YEAR - 31.03.2020		
	PLAN	NON PLAN	TOTAL	PLAN	NON PLAN	TOTAL
Salaries and Wages	-	2,06,80,47,957	2,06,80,47,957	-	1,89,78,96,866	1,89,78,96,866
Allowances and Bonus	-	1,08,17,649	1,08,17,649	-	1,56,05,062	1,56,05,062
Retirement and Terminal Benefits	-	1,70,81,31,325	1,70,81,31,325	-	2,91,41,37,524	2,91,41,37,524
LTC facility	-	2,32,50,997	2,32,50,997	-	1,35,88,950	1,35,88,950
Medical Facility	-	5,24,64,863	5,24,64,863	-	7,98,52,300	7,98,52,300
Children Education Allowance	-	14,31,000	14,31,000	-	1,01,25,061	1,01,25,061
Honorarium & Fellowships	-	6,19,33,478	6,19,33,478	-	5,54,10,066	5,54,10,066
TA for National & International Conferences	-	13,04,744	13,04,744	-	1,79,22,890	1,79,22,890
TOTAL	-	3,92,73,82,013	3,92,73,82,013	-	5,00,45,38,719	5,00,45,38,719


 DY REGISTRAR


 JT REGISTRAR

INDIAN INSTITUTE OF TECHNOLOGY KANPUR

SCHEDULE - 15 - STAFF PAYMENTS & BENEFITS (ESTABLISHMENT EXPENSES)

PARTICULARS	IWD CDTE PENSION CAMPUS VH PP ACC III (As per UC)	GATE	JEE	DCF	HALL MANAGEM ENT	R & D	JAM	CURRENT YEAR 31.03.2021	PREVIOUS YEAR 31.03.2020
Salaries and Wages	2,04,59,76,323	16,86,584	5,94,684		58,413	1,89,50,510	7,81,443	2,06,80,47,957	1,89,78,96,866
Allowances and Bonus	1,08,17,649							1,08,17,649	1,56,05,062
Retirement and Terminal Benefits	1,70,81,31,325							1,70,81,31,325	2,91,41,37,524
LTC facility	2,32,50,997							2,32,50,997	1,35,88,950
Medical Facility	5,24,47,017				17,846			5,24,64,863	7,98,52,300
Children Education Allowance	14,31,000							14,31,000	1,01,25,061
Honorarium & Fellowships	69,53,375	3,42,58,971	1,77,59,652	1,52,000			28,09,480	6,19,33,478	5,54,10,066
TA for National & International Conferences	13,04,744							13,04,744	1,79,22,890
TOTAL	3,85,03,12,430	3,59,45,555	1,83,54,336	1,52,000	76,259	1,89,50,510	35,90,923	3,92,73,82,013	5,00,45,38,719

[Signature]
DY REGISTRAR

[Signature]
JT REGISTRAR

INDIAN INSTITUTE OF TECHNOLOGY KANPUR

SCHEDULE - 15 A - EMPLOYEES RETIREMENT AND TERMINAL BENEFITS

(Amount-Rs)

PARTICULARS	PENSION	GRATUITY	LEAVE ENCASHMENT	TOTAL
Opening Balance as on 01.04.2020	11,27,29,31,328	52,26,48,189	81,01,50,061	12,60,57,29,578
Addition : Capitalized value of Contributions Received from other Organizations	46,61,326			46,61,326
TOTAL (A)	11,27,75,92,654	52,26,48,189	81,01,50,061	12,61,03,90,904
Less : Actual Expenditure during the year (b)	82,18,15,815	3,88,83,541	5,16,55,106	91,23,54,462
BALANCE AVAILABLE ON 31.03.2021 (A-B)	10,45,57,76,839	48,37,64,648	75,84,94,955	11,69,80,36,442
Provision required on 31.03.21 as per Actuarial Valuation (d)	11,90,70,76,521	52,71,29,292	85,21,48,147	13,28,63,53,960
A. Provision to be made in the Current Year (d-c)	1,45,12,99,682	4,33,64,644	9,36,53,192	1,58,83,17,518
B. Contribution to New Pension Scheme	11,98,13,807	-	-	11,98,13,807
C. Medical Reimbursement to Retired Employees	-	-	-	-
D. Travel to Hometown on Retirement	-	-	-	-
E. Deposit Linked Insurance Payment	-	-	-	-
TOTAL (A+B+C+D+E)	1,57,11,13,489	4,33,64,644	9,36,53,192	1,70,81,31,325


 DY REGISTRAR


 JT REGISTRAR

INDIAN INSTITUTE OF TECHNOLOGY KANPUR

SCHEDULE - 16 - ACADEMIC EXPENSES

(Amount-Rs)

PARTICULARS	CURRENT YEAR - 31.03.2021			PREVIOUS YEAR - 31.03.2020		
	PLAN	NON PLAN	TOTAL	PLAN	NON PLAN	TOTAL
Laboratory expenses	-	11,64,14,995	11,64,14,995	-	13,41,39,562	13,41,39,562
Field work/Participation in Conferences	-	1,07,27,120	1,07,27,120	-	6,21,89,757	6,21,89,757
Expenses on Seminars/Workshops	-	2,17,798	2,17,798	-	25,32,245	25,32,245
Payment to visiting faculty (Thesis)	-	1,17,52,994	1,17,52,994	-	1,45,37,492	1,45,37,492
Examination	-	2,09,23,302	2,09,23,302	-	2,06,14,816	2,06,14,816
Student Welfare expenses	-	68,07,496	68,07,496	-	1,12,46,920	1,12,46,920
Convocation expenses	-	16,81,580	16,81,580	-	47,65,887	47,65,887
Expenses against P M Research	-	3,97,32,120	3,97,32,120	-	1,30,49,304	1,30,49,304
Stipend/means-cum-merit scholarship	-	71,76,85,939	71,76,85,939	-	71,79,03,761	71,79,03,761
Covid 19 Expenses	-	25,12,063	25,12,063	-	-	-
TOTAL	-	92,84,55,407	92,84,55,407	-	98,09,79,744	98,09,79,744

[Signature]
DY REGISTRAR

[Signature]
JT REGISTRAR

INDIAN INSTITUTE OF TECHNOLOGY KANPUR

SCHEDULE - 16 - ACADEMIC EXPENSES

PARTICULARS	IWD CDTE PENSION CAMPUS VH PP ACC III (As per UC)	GATE	JEE	DCF	STU GYM	JAM	CURRENT YEAR 31.03.2021	PREVIOUS YEAR 31.03.2020
Laboratory expenses	11,64,14,995						11,64,14,995	13,41,39,562
Field work/Participation in Conferences	1,07,27,120						1,07,27,120	6,21,89,757
Expenses on Seminars/Workships	2,17,798						2,17,798	25,32,245
Payment to visiting faculty (Thesis)	1,17,52,994						1,17,52,994	1,45,37,492
Examination		1,59,28,708	39,95,284			9,99,310	2,09,23,302	2,06,14,816
Student Welfare expenses	22,81,000			28,22,176	17,04,320		68,07,496	1,12,46,920
Convocation expenses	16,81,580						16,81,580	47,65,887
Expenses against P M Research	3,97,32,120						3,97,32,120	1,30,49,304
Stipend/means-cum-merit scholarship	71,76,85,939						71,76,85,939	71,79,03,761
Covid 19 Expenses		1,17,768		22,44,295	1,50,000		25,12,063	-
TOTAL	90,04,93,546	1,60,46,476	39,95,284	50,66,471	18,54,320	9,99,310	92,84,55,407	98,09,79,744


 DY REGISTRAR


 JT REGISTRAR

INDIAN INSTITUTE OF TECHNOLOGY KANPUR

SCHEDULE - 17 - ADMINISTRATIVE AND GENERAL EXPENSES

(Amount-Rs)

PARTICULARS	CURRENT YEAR - 31.03.2021			PREVIOUS YEAR - 31.03.2020		
	PLAN	NON PLAN	TOTAL	PLAN	NON PLAN	TOTAL
INFRASTRUCTURE						
Electricity and power	-	37,64,30,984	37,64,30,984	-	47,24,81,223	47,24,81,223
Insurance	-	5,62,887	5,62,887	-	24,04,400	24,04,400
Rent, Rates and Taxes (including property tax)	-	1,89,99,062	1,89,99,062	-	2,14,18,396	2,14,18,396
COMMUNICATION						
Postage and Stationery	-	10,885	10,885	-	49,299	49,299
Telephone, Fax and Internet Charges	-	6,44,537	6,44,537	-	6,77,345	6,77,345
OTHERS						
Printing and Stationery (consumption)	-	6,39,546	6,39,546	-	47,35,543	47,35,543
Auditors Remuneration	-	24,70,770	24,70,770	-	35,26,015	35,26,015
Legal & Professional Charges	-	2,19,966	2,19,966	-	15,76,083	15,76,083
Advertisement and Publicity	-	15,54,533	15,54,533	-	12,90,122	12,90,122
Miscellaneous Expenses	-	8,36,416	8,36,416	-	-	-
TOTAL	-	40,23,69,586	40,23,69,586	-	50,81,58,426	50,81,58,426



 DY REGISTRAR



 JT REGISTRAR

INDIAN INSTITUTE OF TECHNOLOGY KANPUR

SCHEDULE - 17 - ADMINISTRATIVE AND GENERAL EXPENSES

PARTICULARS	IWD CDTE PENSION CAMPUS VH PP ACC III (As per UC)	GATE	JEE	DCF	JAM	HALL MANAGEMENT	CURRENT YEAR 31.03.2021	PREVIOUS YEAR 31.03.2020
INFRASTRUCTURE								
Electricity and power	37,64,30,984						37,64,30,984	47,24,81,223
Insurance	5,41,125					21,762	5,62,887	24,04,400
Rent, Rates and Taxes (including property tax)	1,89,99,062						1,89,99,062	2,14,18,396
COMMUNICATION								
Postage and Stationery			10,885				10,885	49,299
Telephone, Fax and Internet Charges	6,35,304	2,766			6,467		6,44,537	6,77,345
OTHERS								
Printing and Stationery (consumption)	2,49,948	1,71,555	1,33,529		75,769	8,745	6,39,546	47,35,543
Auditors Remuneration	24,70,770						24,70,770	35,26,015
Legal & Professional Charges	1,16,866			70,000		33,100	2,19,966	15,76,083
Advertisement and Publicity	15,54,533						15,54,533	12,90,122
Miscellaneous Expenses		8,36,416					8,36,416	-
TOTAL	40,09,98,592	10,10,737	1,44,414	70,000	82,236	63,607	40,23,69,586	50,81,58,426


 DY REGISTRAR


 JT REGISTRAR

INDIAN INSTITUTE OF TECHNOLOGY KANPUR

SCHEDULE - 18 - TRANSPORTATION EXPENSES

(Amount-Rs)

PARTICULATRS	CURRENT YEAR - 31.03.2021			PREVIOUS YEAR - 31.03.2020		
	PLAN	NON PLAN	TOTAL	PLAN	NON PLAN	TOTAL
VEHICLES (OWNED BY INSTITUTION)						
Running / Maintenance Expenses	-	-	-	-	-	-
VEHICLES TAKEN ON RENT/LEASE						
VEHICLE (TAXI) HIRING EXPENSES	-	-	-	-	-	-
TOTAL	-	-	-	-	-	-


DY REGISTRAR 


JT REGISTRAR


INDIAN INSTITUTE OF TECHNOLOGY KANPUR

SCHEDULE - 19 - REPAIRS & MAINTENANCE

(Amount-Rs)

PARTICULATRS	CURRENT YEAR - 31.03.2021			PREVIOUS YEAR - 31.03.2020		
	PLAN	NON PLAN	TOTAL	PLAN	NON PLAN	TOTAL
Building	-	10,69,35,959	10,69,35,959	-	10,63,73,414	10,63,73,414
Plant & Machinery	-	6,05,75,814	6,05,75,814	-	5,31,63,286	5,31,63,286
Computers	-	8,55,198	8,55,198	-	4,54,85,223	4,54,85,223
Laboratory & Scientific equipment	-	6,29,80,569	6,29,80,569	-	4,04,32,237	4,04,32,237
Others Maintenance	-	2,27,827	2,27,827	-	7,58,509	7,58,509
Estate Maintenance	-	6,07,76,657	6,07,76,657	-	6,19,64,534	6,19,64,534
House Keeping	-	15,83,63,667	15,83,63,667	-	15,41,00,518	15,41,00,518
TOTAL	-	45,07,15,691	45,07,15,691	-	46,22,77,721	46,22,77,721


 DY REGISTRAR


 JT REGISTRAR

INDIAN INSTITUTE OF TECHNOLOGY KANPUR

SCHEDULE - 19 - REPAIRS & MAINTENANCE

PARTICULARS	IWD CDTE PENSION CAMPUS VH PP ACC III (As per UC)	JEE	DCF	GATE	HALL MANAGEMENT	CURRENT YEAR 31.03.2021	PREVIOUS YEAR 31.03.2020
Building	10,69,35,959					10,69,35,959	10,63,73,414
Plant & Machinery	6,05,75,814					6,05,75,814	5,31,63,286
Computers	7,71,036	80,206			3,956	8,55,198	4,54,85,223
Laboratory & Scientific equipment	6,29,80,569					6,29,80,569	4,04,32,237
Others Maintenance	-	5,650	2,16,177	6,000		2,27,827	7,58,509
Estate Maintenance	6,06,85,513	91,144				6,07,76,657	6,19,64,534
House Keeping	15,83,63,667					15,83,63,667	15,41,00,518
TOTAL	45,03,12,558	1,77,000	2,16,177		3,956	45,07,15,691	46,22,77,721

 **DY REGISTRAR** 

 **JT REGISTRAR** 

INDIAN INSTITUTE OF TECHNOLOGY KANPUR

SCHEDULE - 20 - FINANCE COSTS

(Amount-Rs)

PARTICULATRS	CURRENT YEAR - 31.03.2021			PREVIOUS YEAR - 31.03.2020		
	PLAN	NON PLAN	TOTAL	PLAN	NON PLAN	TOTAL
Bank Charges	-	2,62,654	2,62,654	-	1,33,055	1,33,055
Stamp Duty Charges	-	-	-	-	20,03,260	20,03,260
Interest to HEFA Loan	-	9,00,30,608	9,00,30,608	-	7,71,33,195	7,71,33,195
TOTAL	-	9,02,93,262	9,02,93,262	-	7,92,69,510	7,92,69,510


DY REGISTRAR


JT REGISTRAR

INDIAN INSTITUTE OF TECHNOLOGY KANPUR

SCHEDULE - 20 - FINANCE COSTS

PARTICULARS	IWD CDTE PENSION CAMPUS VH PP ACC III (As per UC)	GATE	JEE	STU GYM	HALL MANAGE MENT	JAM	CURRENT YEAR 31.03.2021	PREVIOUS YEAR 31.03.2020
Bank Charges	2,59,011	1,006	1,003	716	652	266	2,62,654	1,33,055
Stamp Duty Charges	-						-	20,03,260
Interest to HEFA Loan	9,00,30,608						9,00,30,608	7,71,33,195
TOTAL	9,02,89,619	1,006	1,003	716	652	266	9,02,93,262	7,92,69,510


DY REGISTRAR


JT REGISTRAR

INDIAN INSTITUTE OF TECHNOLOGY KANPUR

SCHEDULE - 21 - OTHER EXPENSES

(Amount-Rs)

PARTICULATRS	CURRENT YEAR - 31.03.2021			PREVIOUS YEAR - 31.03.2020		
	PLAN	NON PLAN	TOTAL	PLAN	NON PLAN	TOTAL
Cost of Petrol & Oil Sold	-	2,96,12,315	2,96,12,315	-	3,97,06,985	3,97,06,985
Penalty, Demand / Interest on Late Payment of Tax	-	20,11,382	20,11,382	-	3,79,771	3,79,771
Other Expenses	-	5,33,493	5,33,493	-	52,173	52,173
Lease Rent to IET NOIDA Amortized	-	2,85,760	2,85,760	-	2,85,760	2,85,760
TOTAL	-	3,24,42,950	3,24,42,950	-	4,04,24,689	4,04,24,689


DY REGISTRAR


JT REGISTRAR

INDIAN INSTITUTE OF TECHNOLOGY KANPUR

SCHEDULE - 21 - OTHER EXPENSES

PARTICULARS	IWD CDTE PENSION CAMPUS VH PP ACC III (As per UC)	HALL MANAGEMENT	CURRENT YEAR 31.03.2021	PREVIOUS YEAR 31.03.2020
Cost of Petrol & Oil Sold	2,96,12,315		2,96,12,315	3,97,06,985
Penalty, Demand / Interest on Late Payment of Tax	20,11,382		20,11,382	3,79,771
Other Expenses	5,00,000	33,493	5,33,493	52,173
Lease Rent to IET NOIDA Amortized	2,85,760		2,85,760	2,85,760
TOTAL	3,24,09,457	33,493	3,24,42,950	4,04,24,689


DY REGISTRAR


JT REGISTRAR

INDIAN INSTITUTE OF TECHNOLOGY KANPUR

SCHEDULE - 22 - PRIOR PERIOD EXPENSES

(Amount-Rs)

PARTICULATRS	CURRENT YEAR - 31.03.2021			PREVIOUS YEAR - 31.03.2020		
	PLAN	NON PLAN	TOTAL	PLAN	NON PLAN	TOTAL
Establishment expenses	-	-	-	-	2,48,161	2,48,161
Administrative expenses	-	-	-	-	-	-
Repairs & Maintenance	-	-	-	-	-	-
TOTAL	-	-	-	-	2,48,161	2,48,161


DY REGISTRAR


JT REGISTRAR

SIGNIFICANT ACCOUNTING POLICIES

AND

NOTES ON ACCOUNTS

INDIAN INSTITUTE OF TECHNOLOGY KANPUR

SCHEDULE: 23

SIGNIFICANT ACCOUNTING POLICIES

1. BASIS FOR PREPARATION OF ACCOUNTS

The accounts are prepared under the Historical Cost Convention and ongoing concern concept, unless otherwise stated. The Institute follows accrual method of accounting.

2. REVENUE RECOGNITION

The Institute is significantly funded by the Ministry of Education (MoE), Government of India. The government releases the Grant-in-Aid under two major heads i.e. Capital and Revenue. Grant-in-aid from Government of India is accounted for in the same financial year for which it is sanctioned by the MOE, Government of India.

Fees from Students, Sale of Admission Forms, Common Share of Entrance Examination (in case the event is carried out by other IIT), Consultancy Charges and Interest on Savings Bank accounts are accounted on cash basis.

Income from Land, Building and Other Property is accounted for on cash basis and Interest on Investments are accounted on accrual basis except for interest on MODs, which is accounted for on cash basis. MOD balances at the end of the year is included in bank balances.

Interest on interest bearing advances to employees for Purchase of Vehicle and Computers is accounted on accrual basis every year, Interest on House building advance is recognized as income in the year in which it is sanctioned, even though, the actual recovery of interest starts after the full repayment of principal.

3. FIXED ASSETS AND DEPRECIATION

Fixed assets are stated at cost of acquisition including inward freight, duties and taxes, and incidental and other direct expenses related to their acquisition, installation and commissioning. However, Fixed Assets capitalized in the Project Accounts are stated at cost of acquisition including inward freight, duties and taxes (except GST on account of input tax credit charged), and incidental and other direct expenses related to their acquisition, installation and commissioning



INDIAN INSTITUTE OF TECHNOLOGY KANPUR

Gifted / Donated assets are valued at the declared value where available; if not available, the value is estimated based on the present market value adjusted with reference to the physical condition of the asset. They are set-up by credit to Capital Fund and merged with the Fixed Assets of the Institution. Depreciation is charged at the rates applicable to the respective asset.

Books received as gifts are valued at selling price printed on the books. Where this are not printed, the value is based on assessment.

Fixed assets are valued at cost less accumulated depreciation. Depreciation on fixed assets is provided on Straight Line method (SLM), at rates as prescribed by MoE and approved by the Board of Governors in the meeting held on 27.05.2017; The rates of depreciation are as follows:

TANGIBLE ASSET	RATE OF ANNUAL DEPRECIATION
Land	0%
Site Development	0%
Buildings	2.0%
Roads & Bridges	2.0%
Tube wells & Water Supply	2.0%
Sewerage & Drainage	2.0%
Electrical Installation and Equipment	5.0%
Plant & Machinery	5.0%
Scientific & Laboratory Equipment	8.0%
Office Equipment	7.5%
Audio Visual Equipment	7.5%
Computers & Peripherals	20%
Furniture, Fixtures & Fittings	7.5%
Vehicles	10%
Library Books & Scientific Journals	10%
INTANGIBLE ASSET	RATE OF ANNUAL DEPRECIATION
E-Journals	40%
Computer Software	40%
Patents and Copyrights	9 years



INDIAN INSTITUTE OF TECHNOLOGY KANPUR

All Fixed Assets excluding fixed assets the individual value of each of which is Rs. 2000 or less are depreciated up to 95% of their book value and thereafter continue to be shown at 5% of their book value.

Assets created out of Earmarked Funds and Funds of Sponsored Projects are setup by credit to Capital Fund and disclosed separately as fixed assets of the Institute even though these normally remain the property of the Project Sponsoring Agencies. Depreciation is charged at the rates applicable to the respective assets as above.

Assets which are un-serviceable, condemned or out of use are written-off as per the provisions given in the General Financial Rules (GFR) such write-off is given effect in the Balance Sheet only after the issue of final order by the competent authority of the Institute. However, provision is made in the year the recommendation is made by the committee.

Additions to leased lines during a year are fully expensed in the immediate subsequent year.

Addition to Fixed Assets up to Rs. 2000.00 have been written off by debit to Consumables.

Patents as prescribed in new MoE guidelines are to be amortized over 9 years. Previously they were depreciated @9.5%. Due to change in method Patents are categorized as Patent (New) from current FY 2019-20 to be amortized over 9 years and Patent (Old) which will be depreciated @9.5%. The expenditure incurred from time-to-time (applicable fees, legal expenses etc.) for obtaining Patents is temporarily capitalized and shown as part of Intangible Assets in the Balance Sheet. The expenditure on Patents granted is written off @9.5% on SLM.

If applications for patents are rejected, the cumulative expenditure incurred on the particular patent is written off to the Income & Expenditure Account in the year the application is rejected

Electronic Journals (E-Journals) are separated from Library Books in view of the limited benefit that could be derived from the online access provided. E-journals are not in tangible form, but temporarily capitalized and in view of the magnitude of expenditure and the benefit derived in terms of perpetual knowledge acquired by the academic and research staff; depreciation is provided in respect of E-journals at a higher annual rate of 40% on SLM.

Handwritten signature and initials in blue ink.

INDIAN INSTITUTE OF TECHNOLOGY KANPUR

4. CAPITAL WORK-IN-PROGRESS

Constructions that are executed by CPWD as Deposit works are accounted for as Capital Work-in-Progress on the basis of statements received from the Institute Works Department (IWD)/other departments. These are valued at actual cost incurred till date on the basis of report received from IWD. Running bills of contractors are also accounted for as Capital Work-in-Progress till completion. No depreciation is charged on capital work in progress. Secured advances and mobilization advances are disclosed separately under the head Loans & Advances.

Opening balance of capital work in progress is shown as deduction from gross block and amount of expenditure incurred during the year along with opening balance is shown as addition to gross block.

5. INVENTORIES

Expenditure on purchase of chemicals, glassware, publications, stationery, civil and electrical stores and other stores, is accounted as revenue expenditure, except that the value of closing stocks held at year-end is set up as inventories by reducing the corresponding Revenue Expenditure on the basis of information obtained from the departments.- These are valued at cost provided by concerned departments.

6. RETIREMENT BENEFITS

Liability of retirement benefits i.e. Pension, Gratuity and Leave Encashment are provided for on the basis of actuarial valuation. Capitalized value of Pension and Gratuity received from previous employers of the Institute's employees, who have been absorbed in the Institution, is credited to the respective Provision Accounts. Pension Contribution received in respect of employees on deputation is also credited to the Provision for Pension Account. The actual payments of Pension, Gratuity and Leave Encashment are debited in the accounts to the respective provisions.

Matching amount is shown under non-current assets as Grant receivable from Ministry of Education (Against retirement benefits).

Contribution to New Pension Scheme is accounted for on accrual basis by charging them in same months' salary. Fixed Medical Allowance to Retired Other retirement benefits viz. Deposit Linked Insurance, Employees and Travel to Hometown on retirement are accounted for on cash basis

INDIAN INSTITUTE OF TECHNOLOGY KANPUR

7. INVESTMENTS

Long term investments are carried at their cost or face value whichever is lower. However, any permanent diminution in their value as on date of the Balance Sheet is provided for.

Short Term investments are carried at their cost or market value (if quoted), whichever is lower.

8. EARMARKED / ENDOWMENT FUNDS

With the approval of Board of Governors, the Institute has created the following long-term funds as earmarked for specific purpose:

- a. Designated Donations;
- b. General Corpus;
- c. Funds for Promotional Activities;
- d. Medical Emergency Funds;
- e. Other Funds.

These funds are utilized as per the recommendations of Management Committee of Endowment Fund from time to time duly approved by BOG. The balance is invested separately in fixed deposits with banks and other financial institutions. Income from interest on such investments is recognized on accrual basis and is ploughed back and credited to Earmarked Funds.

9. CORPUS FUND

Corpus/Capital Fund is created to the extent of fixed assets capitalized during the year out of Plan/Earmarked Grants. Accumulated depreciation is deducted from this fund. Adjustments on account of observations relating to previous year are routed through Corpus/Capital Fund Account.

10. INTEREST BEARING ADVANCES TO EMPLOYEES

Advances for purchase of Computer, House or Vehicle are provided to employees as per the policy of the Institute. Interest accrued on such advances till the repayment period is fully accounted for as income in the year the loan is given.



INDIAN INSTITUTE OF TECHNOLOGY KANPUR

11. GOVERNMENT GRANTS

Government Grants are accounted on realization basis. However, where a sanction for release of grants pertaining to the financial year is received before the end of financial year and the grant is actually received in the next financial year and Revenue Expenditure incurred on Salaries, Pension and Scholarships within the guidelines set by Government of India, the grant is accounted on accrual basis and an equal amount is shown as recoverable from the Government.

Government Grants utilized towards Capital Expenditure (on accrual basis) are transferred to the Capital Fund.

Government Grants to the extent utilized for meeting Revenue Expenditure (on accrual basis) are treated as income of the year in which they are utilized.

Unutilized grants are carried forward and exhibited as a liability in the Balance Sheet.

12. SPONSORED PROJECTS

Grants received from Sponsors is accounted for in the year it is received and is disclosed as "Current Liability". Expenditure incurred out of grant received are debited to the respective project account and unspent balance, if any, is also disclosed under "Current Liabilities."

Some Fellowships and Scholarships are also sponsored by various organizations. These are accounted in the same way as Sponsored Projects except that the expenditure is generally only on disbursement of Fellowships and Scholarships, which may include allowances for contingent expenditure by the Fellows and Scholars.

The Institution itself also awards Fellowships and Scholarships, which are recognized as Academic expenses.

13. FOREIGN CURRENCY TRANSACTIONS

Foreign Currency Transactions are accounted for at the rate of exchange prevailing on the dates of such transactions. However, donated imported assets are recognized at exchange rate prevailing at the end of the financial year.

14. INCOME TAX

The income of the Institute is exempt from Income Tax under Section 10(23C) (iii ab) of the Income Tax Act, 1961. No provision for tax is therefore made in the accounts.



INDIAN INSTITUTE OF TECHNOLOGY KANPUR

15. PURCHASE PROCEDURE THROUGH INSTITUTE'S STORES & PURCHASE UNIT:

Payments made/cheques issued for purchase of consumable and non-consumable stocks against confirmed Purchase Orders released by Institute's Stores and Purchase Unit are treated as final expenditure; however, advances outstanding as at the close of the financial year are disclosed separately in the Balance Sheet. When the purchases have not materialized due to any reason, the cheques issued against such Purchase Orders are treated as cancelled and reversed in the Accounts.

16. ACCOUNTING OF HEFA LOAN

As per MoU between HEFA and IIT Kanpur, institute is required to pay EMI equivalent to 1/20th of loan amount semi-annually. The EMIs are deposited in designated ESCROW account which are opened in Canara Bank for both principal and interest as per agreement.

Till such time, Canara Bank (Issuer Bank) withdraws the funds from ESCROW account, the amounts are shown under bank balances and when the amount is withdrawn by Canara bank, then the effect is given in outstanding loan amount in financial statements.


Deputy Registrar


Joint Registrar


Deputy Director


Director

INDIAN INSTITUTE OF TECHNOLOGY KANPUR

SCHEDULE: 24

NOTES ON THE ACCOUNTS

(FORMING PART OF THE FINANCIAL STATEMENT FOR THE YEAR ENDED 31 MARCH 2021)

1. PREPARATION OF FINANCIAL STATEMENTS

Financial Statements of the Institute have been prepared after incorporating financial statements of all subsidiaries: Endowment Fund, Projects Account, IWD, R&D, JEE, GATE, JAM, Dean's Capital Fund, Students' Gymkhana, Visitors' Hostel, Campus School, Petrol Pump, Hall Management, Pension Hall Management, CCE and Institute Project Account.

The accounts of the Provident Fund, Fund Hall Management, Hall Affairs, Student Benefit, Student Benefit Fund and New Pension Scheme have been shown separately as these do not form part of consolidated accounts of the Institute.

2. The Financial Statements of the Institute are represented in shape of Balance Sheet, Income & Expenditure Account, Receipt & Payment Account and Cash Flow Statement. These have been drawn from Trial Balance prepared on accrual system of accounting incorporating all known Assets and Liabilities as on the date of the close of the Financial Year. The Cash Flow Statements have been prepared from trial balance, incorporating gross receipts and gross payments during the year.
3. There is no decline in the present value of future services to be rendered by the fixed assets.
4. There is no fall in the serviceability of the fixed assets shown in the books.

5. INCOME / RECEIPTS

The Grant-in-Aid received from the MoE, Govt. of India during the Financial Year 2020-2021 under Revenue is Rs. 55,402.18 lakh (Previous Year Rs. 46,698.50 lakh).



INDIAN INSTITUTE OF TECHNOLOGY KANPUR

The Grant-in-Aid received from the MoE, Govt. of India during the Financial Year 2020-21 under Capital is Rs. 9,175.00 lakh (Previous Year Rs. 13,827.80 lakh).

Excess of expenditure (if any) on Pension and Scholarships over grants received is shown as receivable under the head Grant Receivable.

The Internal income during the year is divided into three parts: (i) Student Fee (ii) Interest earned on Bank Balances and (iii) Other Income which includes auction money, other administrative receipts etc.

The total receipts of the Institute under Revenue during the Financial Year 2020-21 are Rs. 55,402.18 lakh (Revenue Grant from MOE in the Current Year: 55,402.18 lakh, Internal Income in the Current Year: Rs. NIL).

The total receipts of the Institute under Capital during the Financial Year 2020-21 are Rs. 18,405.70 lakh (Capital Grant from MOE in the Current Year: Rs. 9,175.00 lakh, Internal Income in the Current Year: Rs. 9,230.70 lakh).

6. PAYMENTS/EXPENDITURE

Total Revenue expenditure during the Financial Year 2020-21 amounting to Rs. 50,441.92 lakh.

Total Capital expenditure during the financial year 2020-21 is Rs.16,428.58 lakh.

7. There are no significant losses on account of flood, fire or other casualty.
8. Previous years' figures have been regrouped / re-arranged wherever required to make them comparable with the current financial year's figures.
9. Provision in respect of retirement benefits (gratuity, leave encashment and pension) has been made on the basis of actuarial valuation. Since these retirement benefits are reimbursed by The Government of India, (GOI) on the basis of actual payment, equivalent amount has been shown as amount receivable from GOI
10. During the year, provision has been made for writing off Fixed Assets amounting to Rs. 99,10,465.00 (Original purchase value of Rs. 7,83,01,465.00) on the recommendation of the committee.



INDIAN INSTITUTE OF TECHNOLOGY KANPUR

11. AUDIT PARA(S) ON PREVIOUS YEAR FINANCIAL ACCOUNTS:

These have been taken care of while preparing current year financial statements, where required.

12. In the opinion of the management, the current assets, loans, advances and deposits have a value on realization in the ordinary course, equal at least to the aggregate amount shown in the Balance Sheet.
13. Figures in the final accounts have been rounded off to the nearest rupee.
14. Schedule 1 to 24 are annexed to and form an integral part of the Balance Sheet at 31st March 2021 and the Income & Expenditure account and Funds Flow Statement for the year ended on that date.


Deputy Registrar



Joint Registrar



Deputy Director


Director

INDIAN INSTITUTE OF TECHNOLOGY KANPUR
PROVIDENT FUND

BALANCE SHEET AS AT 31st MARCH 2021

(Amount-Rs)

CORPUS/ CAPITAL FUND AND LIABILITIES	CURRENT YEAR 31.03.2021		PREVIOUS YEAR 31.03.2020
Reserves towards CPF/GPF			
Opening Balance as on 01.04.2020	25,89,49,173		
Less: Adjustments	24,10,877		
Add : Surplus	2,58,96,047	28,24,34,343	25,89,49,173
Liability towards CPF/GPF (As per Individual Ledgers)		1,67,19,41,398	1,54,25,72,065
Refundable Receipt		15,000	
TOTAL		1,95,43,90,741	1,80,15,21,238
ASSETS			
Investments (TDR,MOD,Bonds)			
Investment as as on 01.04.2020	1,77,82,01,933		
Add: Investment Made During the Year	1,03,87,20,000		
Less: Encashed During the Current Year	89,95,39,911		
	1,91,73,82,022		
Add: Accrued Interest	91,76,205	1,92,65,58,227	1,77,82,01,933
Amount Receivable			
Recievable from Account 1	3,59,643		
Recievable from Account 2	1,13,862		
TDS on Interest on Investment	1,35,34,915		
Amount Receivable Against Stale Cheques	9,000	1,40,17,420	1,98,55,057
Bank Balance			
Balance With State Bank of India		1,38,15,094	34,64,248
TOTAL		1,95,43,90,741	1,80,15,21,238

DY. REGISTRAR


JT. REGISTRAR


INDIAN INSTITUTE OF TECHNOLOGY KANPUR
PROVIDENT FUND

INCOME AND EXPENDITURE ACCOUNT FOR THE PERIOD ENDED 31st MARCH 2021

INCOME	CURRENT YEAR 31.03.2021	PREVIOUS YEAR 31.03.2020
INTEREST EARNED		
On Investment FDR /Bonds/MOD	13,68,89,959	13,24,63,944
On Saving Account	1,05,670	42,240
Refund of Int on Non refundable Adv	5,058	
TOTAL (A)	13,70,00,687	13,25,06,184
EXPENDITURE	CURRENT YEAR 31.03.2021	PREVIOUS YEAR 31.03.2020
INTEREST CREDITED TO		
GPF Account	11,04,78,410	11,05,30,889
CPF Account	6,26,230	27,29,392
TOTAL (B)	11,11,04,640	11,32,60,281
BALANCE SURPLUS/ (DEFICIT) TO BE CARRIED FORWARD TO RESERVE & SURPLUS ACCOUNT	2,58,96,047.00	1,92,45,903.00


DY. REGISTRAR


JT. REGISTRAR

INDIAN INSTITUTE OF TECHNOLOGY KANPUR
PROVIDENT FUND

RECEIPTS AND PAYMENTS FOR THE PERIOD ENDED 31st MARCH 2021

(Amount-Rs)

RECEIPTS	CURRENT YEAR 31.03.2021	PREVIOUS YEAR 31.03.2020	PAYMENTS	CURRENT YEAR 31.03.2021	PREVIOUS YEAR 31.03.2020
Opening Balance			Liability Towards CPF/GPF		
Bank Balances	34,64,248	23,935	Withdrawals		5,33,88,700
Liability Towards CPF/GPF			Advances	5,33,88,080	57,43,490
Contribution Account - II	47,43,545	45,43,500	Final Payments	10,63,43,859	10,85,46,919
Contribution Institute Account (A/c-I)	15,90,67,827	13,76,95,208	Refundable Receipts	15,43,405	
Contribution Deputationist/others	71,73,818	96,34,067	Investments		
Advance	20,18,050	13,49,600	Investments FDR/Bonds/MOD Made	1,03,87,20,000	1,17,73,70,000
Full & Final Payment	21,09,010		Current Asset		
Refundable Receipt	11,58,405		Tax Deducted at Source		14,73,073
Investments			Closing Balance		
Investments/Bonds/MOD Encashed	89,95,39,911	1,05,58,41,990	Bank Balance	1,38,15,094	34,64,248
Current Asset					
Institute Contribution to CPF Account		4,16,716			
Interest on Institute Contribution Acc-1		3,05,031			
Interest on Institute Contri Acc-2		48,612			
Liability for Institute Contribution to CPF					
PF Contribution Receivable Account-1 (2018-19)		1,21,10,500			
PF Contribution Received Account -1 (2018-19)		65,73,912			
PF Contribution Receivable Account-2		4,52,250			
PF Contribution Received Account-2		72,000			
Other Income					
Interest on Savings A/c	1,05,670	42,240			
Interest on Investments FDR/Bonds/MOD	11,58,18,157	11,61,02,299			
Interest on Investments rec from Acc-1	1,86,06,739	47,74,570			
Interest on Non Refundable adv Refunded	5,058				
TOTAL	1,21,38,10,438	1,34,99,86,430	TOTAL	1,21,38,10,438	1,34,99,86,430

DY. REGISTRAR

JT. REGISTRAR

INDIAN INSTITUTE OF TECHNOLOGY KANPUR
PROVIDENT FUND
CASH FLOW FOR THE PERIOD ENDED 31st MARCH 2021

CASH FLOW FROM OPERATING ACTIVITIES

	Receipts from Account-I	15,90,67,827
	Receipts from Deputationist/ Others	71,73,818
	Receipts from Account-II	47,43,545
	Advances	20,18,050
	Full & Final Payment	21,09,010
	Refundable Receipt	11,58,405
	Interest on Non Refundable adv Refunded	5,058
	Interest on Investments rec from Acc-1	1,86,06,739
	Interest on Saving Bank A/c	1,05,670
	Interest on Investments FDR/Bonds/MOD	11,58,18,157
		31,08,06,279
Less:	Withdrawals	-
	Advances	5,33,88,080
	Final Payments	10,63,43,859
	Refundable Receipt	15,43,405
	Net Cash Flow from Operating Activities	14,95,30,935

CASH FLOW FROM INVESTING ACTIVITIES

	Cash Receipts	89,95,39,911
Less:	Cash Payments	1,03,87,20,000
	Net Cash Flow from Investing Activities	(13,91,80,089)

CASH FLOW FROM FINANCING ACTIVITIES

	Cash Receipts	-
Less:	Cash Payments	-
	Net Cash Flow from Financing Activities	-

	1,03,50,846
--	--------------------

	Closing Cash Balance as on 31.03.2021	1,38,15,094
Less:	Opening Cash Balance as on 01.04.2020	34,64,248
	NET INCREASE IN CASH	1,03,50,846


 DY. REGISTRAR


 JT. REGISTRAR

INDIAN INSTITUTE OF TECHNOLOGY KANPUR
NEW PENSION SCHEME

BALANCE SHEET AS AT 31st MARCH 2021

(Amount-Rs)

CORPUS/ CAPITAL FUND AND LIABILITIES	CURRENT YEAR 31.03.2021		PREVIOUS YEAR 31.03.2020
RESERVES & SURPLUS			
Opening Balance as on 01.04.2020	256		
Add : Adjustment	1,38,559		
Add : Excess of Income over Expenditure	87,718	2,26,533	256
LIABILITIES TOWARDS NEW PENSION SCHEME			
Opening Balance as on 01.04.2020	2,04,20,374		
Add : Received During the year	22,52,72,509		
	24,56,92,883		
Less : Paid during the year	22,38,57,881	2,18,35,002	2,04,20,374
TOTAL		2,20,61,535	2,04,20,630
INVESTMENTS			
Accrued Interest		25,89,908	25,00,000
Bank Balance		16,50,883	1,541
Institute Contribution Receivable		1,03,95,440	15,75,894
Employees Contribution Receivable		74,25,304	94,64,387
Subscription Receivable from Deputationist			68,65,835
			12,973
TOTAL		2,20,61,535	2,04,20,630


DY. REGISTRAR


JT. REGISTRAR

INDIAN INSTITUTE OF TECHNOLOGY KANPUR
PROVIDENT FUND

INCOME AND EXPENDITURE ACCOUNT FOR THE PERIOD ENDED 31st MARCH 2021

INCOME	CURRENT YEAR 31.03.2021	PREVIOUS YEAR 31.03.2020
INTEREST EARNED		
Interest on Investment	88,367	1,541
TOTAL (A)	88,367	1,541
EXPENDITURE	CURRENT YEAR 31.03.2021	PREVIOUS YEAR 31.03.2020
INTEREST CREDITED TO		
Bank Charges	649	649
TOTAL (B)	649	649
BALANCE SURPLUS/ (DEFICIT) TO BE CARRIED FORWARD TO RESERVE & SURPLUS ACCOUNT	87,718.00	892.00

DY. REGISTRAR



JT. REGISTRAR



INDIAN INSTITUTE OF TECHNOLOGY KANPUR
NEW PENSION SCHEME

RECEIPTS AND PAYMENTS FOR THE PERIOD ENDED 31st MARCH 2021

(Amount-Rs)

RECEIPTS	CURRENT YEAR 31.03.2021	PREVIOUS YEAR 31.03.2020	PAYMENTS	CURRENT YEAR 31.03.2021	PREVIOUS YEAR 31.03.2020
OPENING BALANCE			ESTABLISHMENT/ADM. EXP.		
Bank Balances	15,75,894	62,93,356	Bank Charges	649	649
Institute Contribution	10,93,06,140	9,88,77,651	Amount Transferred to NPS Trust Bank	20,39,81,637	18,31,87,354
Employee Contribution	7,80,91,851	7,04,05,592	Refund of Institute Contribution		60,084
Deputed Employees' Contribution	1,40,932	4,31,192			
Employer's Contribution (Deputed)	1,75,157				
Institute Contribution Receivable	94,64,387	56,53,066			
Employee Contribution Receivable	68,65,835	56,53,066	INVESTMENT		25,00,000
Amount Receivable from Deputationist	12,973	10,058	CLOSING BALANCE		
			Bank Balance	16,50,883	15,75,894
TOTAL	20,56,33,169	18,73,23,981	TOTAL	20,56,33,169	18,73,23,981


DY. REGISTRAR


JT. REGISTRAR

INDIAN INSTITUTE OF TECHNOLOGY KANPUR

NEW PENSION SCHEME

CASH FLOW FOR THE YEAR ENDED 31st MARCH 2021

CASH FLOW FROM OPERATING ACTIVITIES

Employees Contribution	7,80,91,851
Institute Contribution	10,93,06,140
Deputed Employees' Contribution	1,40,932
Employer's Contribution (Deputed)	1,75,157
Institute Contribution Receivable	94,64,387
Employees Contribution Receivable	68,65,835
Amount Receivable from Deputationist	12,973
Less:	20,40,57,275
Transferred to NPS Trust Bank	20,39,81,637
Refund of Contribution	-
Less:	75,638
Bank Charges	649
Net Cash Flow from Operating Activities	74,989

CASH FLOW FROM INVESTING ACTIVITIES

Less: Cash Receipts	-
Cash Payments	-
Net Cash Flow from Investing Activities	-


CASH FLOW FROM FINANCING ACTIVITIES

Less: Cash Receipts	-
Cash Payments	-
Net Cash Flow from Financing Activities	-

NET INCREASE/DECREASE IN CASH **74,989**

Less: Closing Cash Balance as on 31.03.2021	16,50,883
Opening Cash Balance as on 01.04.2020	15,75,894

NET INCREASE/DECREASE IN CASH **74,989**


DY. REGISTRAR


JT. REGISTRAR

INDIAN INSTITUTE OF TECHNOLOGY KANPUR
HALL AFFAIRS ACCOUNT

BALANCE SHEET AS AT 31st MARCH 2021

(Amount-Rs)

CORPUS/CAPITAL FUND & LIABILITIES	CURRENT YEAR 31.03.2021		PREVIOUS YEAR 31.03.2020
RESERVES & SURPLUS			
Opening Balance as at 01.04.2020	9,71,67,012		
Add : C/F from Income & Expenditure Account	-26,551	9,71,40,461	9,71,67,012
Current Liabilities			
Earnest Money from Contractor		5,50,000	6,50,000
Advance from Account I		1,60,00,000	1,60,00,000
Payable against Expenses		63,146	33,650
Duties & Taxes		60,306	3,97,907
TOTAL		11,38,13,913	11,42,48,569
ASSETS			
Current Assets			
Bank Balances		5,33,26,388	8,57,48,569
Fees Receivable from Institute		4,83,66,275	-
Advance Salary		1,21,250	-
Advances			
Receivable from Pension Hall Management		1,20,00,000	1,20,00,000
Receivable from Fund Hall Management		-	20,00,000
Receivable from Hall Management		-	1,45,00,000
TOTAL		11,38,13,913	11,42,48,569


 DY. REGISTRAR


 JT. REGISTRAR

INDIAN INSTITUTE OF TECHNOLOGY KANPUR
HALL AFFAIRS ACCOUNT

INCOME AND EXPENDITURE ACCOUNT FOR THE YEAR ENDED 31st MARCH 2021

(Amount-Rs)

INCOME	CURRENT YEAR 31.03.2021	PREVIOUS YEAR 31.03.2020
Interest on Saving Bank A/c	17,91,172	4,73,445
Convocation / PG Admission Fee / MEC Fee	5,79,008	20,15,810
Grant Received from Institute	5,39,98,177	20,31,13,784
TOTAL (A)	5,63,68,357	20,56,03,039
EXPENDITURE		
Service Charges to Contractors	5,63,70,759	17,32,18,596
Honararium	16,000	58,000
Bank Charges	5,304	1,273
Convocation / PG Admission Expenses	-	19,88,601
Misc Charges	2,845	153
TOTAL (B)	5,63,94,908	17,52,66,623
BALANCE BEING SURPLUS/ (DEFICIT) CARRIED TO RESERVE AND SURPLUS	-26,551	3,03,36,416


DY. REGISTRAR


JT. REGISTRAR

INDIAN INSTITUTE OF TECHNOLOGY KANPUR
HALL AFFAIRS ACCOUNT

RECEIPTS AND PAYMENTS FOR THE YEAR ENDED 31st MARCH 2021

(Amount-Rs)

RECEIPTS	CURRENT YEAR 31.03.2021	PREVIOUS YEAR 31.03.2020	PAYMENTS	CURRENT YEAR 31.03.2021	PREVIOUS YEAR 31.03.2020
OPENING BALANCES			ESTABLISHMENT /ADMIN.EXP.		
Balance with SBI Bank	8,57,48,569	18,53,350	Bank Charges	5,304	1,273
GRANTS			Service Charges to Contractors	5,68,00,114	17,31,52,793
Grant from Institute	56,31,902	24,76,06,784	Honararium	16,000	58,000
OTHER INCOME			Misc Charges	2,845	153
Interest on Saving Bank A/c's	17,91,172	4,73,445	Convocation / PG Admission Expenses	-	19,88,601
Convocation / PG Adm / MEC Fee	5,79,008	20,15,810	TRANSFERS		
Received from Account I	-	1,60,00,000	Pension Hall Management Account	-	70,00,000
Received from Fund Hall Management	20,00,000	-	Security Money Paid	1,00,000	-
Received from Hall Management	1,45,00,000	-	CLOSING BALANCE		
			Balance with State Bank of India	5,33,26,388	8,57,48,569
TOTAL	11,02,50,651	26,79,49,389	TOTAL	11,02,50,651	26,79,49,389


DY. REGISTRAR


JT. REGISTRAR

INDIAN INSTITUTE OF TECHNOLOGY KANPUR
HALL AFFAIRS

CASH FLOWS FOR THE YEAR ENDED 31st MARCH 2021

<u>CASH FLOWS FROM OPERATING ACTIVITIES</u>	Amount (Rs.)	Amount (Rs.)
MEC Transferred by Main Account	56,31,902	
Interest on Savings Bank A/c	17,91,172	
Convocation / PG Admission Fee	5,79,008	
Received from Fund Hall Management	20,00,000	
Received from Hall Management	<u>1,45,00,000</u>	2,45,02,082
Less: Bank Charges	5,304	
Service Charges to Contractors	5,68,00,114	
Honorarium	16,000	
Misc Charges	2,845	
Security Money Paid	<u>1,00,000</u>	5,69,24,263
Net Cash Flows from Operating Activities		<u>-3,24,22,181</u>
 <u>CASH FLOWS FROM INVESTING ACTIVITIES</u>		
Cash Receipts	-	
Less: Cash Payments	<u>-</u>	<u>-</u>
Net Cash Flows from Investing Activities		<u>-</u>
 <u>CASH FLOWS FROM FINANCING ACTIVITIES</u>		
Cash Receipts	-	
Less: Cash Payments	<u>-</u>	<u>-</u>
Net Cash Flows from Financing Activities		<u>-</u>
 NET INCREASE IN CASH		 <u>-3,24,22,181</u>
Closing Cash Balance as on 31.03.2021		5,33,26,388
Less: Opening Cash Balance as on 01.04.2020		<u>8,57,48,569</u>
NET INCREASE IN CASH		<u>-3,24,22,181</u>


DY. REGISTRAR


JT. REGISTRAR

INDIAN INSTITUTE OF TECHNOLOGY KANPUR**FUND HALL MANAGEMENT ACCOUNT****BALANCE SHEET AS AT 31st MARCH 2021****(Amount-Rs.)**

CORPUS/CAPITAL FUND & LIABILITIES	CURRENT YEAR 31.03.2021		PREVIOUS YEAR 31.03.2020
RESERVES & SURPLUS			
Opening Balance as at 01.04.2020	82,79,914		
Add : C/F from Income & Expenditure Account	5,30,940	88,10,854	82,79,914
Current Liabilities (Fund Balance Payable to Employees)			
Opening Balance as at 01.04.2020	1,01,38,072		
Add : Contribution for the Period	26,72,400		
Add : Interest for the Period	6,19,355		
	1,34,29,827		
Less : Final Withdrawals	44,08,642	90,21,185	1,01,38,072
Payable to Hall Affairs		-	20,00,000
Payable to Hall Management		23,90,500	28,00,000
TOTAL		2,02,22,539	2,32,17,986
ASSETS			
Investments			
Opening Balance as at 01.04.2020	1,96,06,412		
Add : FDR Matured and Renewed along with Interest	2,50,80,000		
Less : Encashed during the year	2,69,45,378	1,77,41,034	1,96,06,412
Current Assets			
Balance with Union Bank of India		11,77,779	25,54,941
Interest Accrued on FDRs		10,26,026	4,78,933
Receivables Subscription receivable from Hall Management		2,22,700	2,37,700
Loan Against Fund		55,000	3,40,000
TOTAL		2,02,22,539	2,32,17,986

DY. REGISTRAR

JT. REGISTRAR


INDIAN INSTITUTE OF TECHNOLOGY KANPUR
FUND HALL MANAGEMENT

INCOME AND EXPENDITURE ACCOUNT FOR THE YEAR ENDED 31st MARCH 2021

(Amount-Rs.)

INCOME	CURRENT YEAR 31.03.2021	PREVIOUS YEAR 31.03.2020
Interest Earned on FDRs	10,51,021	12,92,190
Interest on SB A/c's	99,274	50,125
TOTAL (A)	11,50,295	13,42,315
EXPENDITURE		
Interest on Fund Deposit	6,19,355	6,50,500
TOTAL (B)	6,19,355	6,50,500
BALANCE BEING SURPLUS/ (DEFICIT) CARRIED TO RESERVE AND SURPLUS	5,30,940	6,91,815


DY. REGISTRAR


JT. REGISTRAR

INDIAN INSTITUTE OF TECHNOLOGY KANPUR
FUND HALL MANAGEMENT

RECEIPTS AND PAYMENTS FOR THE YEAR ENDED 31st MARCH 2021

(Amount-Rs.)

RECEIPTS	CURRENT YEAR 31.03.2021	PREVIOUS YEAR 31.03.2020	PAYMENTS	CURRENT YEAR 31.03.2021	PREVIOUS YEAR 31.03.2020
OPENING BALANCES			ADMINISTRATIVE EXPENSES		
Balance with Union Bank of India	25,54,941	9,16,816	Final Payment to Retired Mess Employees	44,08,642	11,05,000
FUND RECEIVED			TRANSFER		
Contribution Received	26,87,400	25,41,400	Hall Management	4,09,500	-
Loan Refund	2,85,000	1,51,600	Hall Affairs	20,00,000	-
INVESTMENT			INVESTMENT		
Investment Encashed	2,69,45,378	-	Investment Made	2,50,80,000	-
OTHER INCOME			CLOSING BALANCE		
Interest Earned on FDRs	5,03,928	-	Balance with Union Bank of India	11,77,779	25,54,941
Interest on SB A/c's	99,274	50,125			
TOTAL	3,30,75,921	36,59,941	TOTAL	3,30,75,921	36,59,941


DY. REGISTRAR


JT. REGISTRAR

INDIAN INSTITUTE OF TECHNOLOGY KANPUR
FUND HALL MANAGEMENT

CASH FLOW FOR THE YEAR ENDED 31st MARCH 2021

CASH FLOW FROM OPERATING ACTIVITIES

Contribution Received	26,87,400	
Refund from Advances	2,85,000	
Interest Earned on FDRs	5,03,928	
Interest on Savings Bank	99,274	35,75,602
Less: Final Payment	44,08,642	
Paid to Hall Management	4,09,500	
Paid to Hall Affairs	20,00,000	68,18,142
Net Cash Flow from Operating Activities		<u>(32,42,540)</u>

CASH FLOW FROM INVESTING ACTIVITIES

Cash Receipts		2,69,45,378
Less: Cash Payments		<u>2,50,80,000</u>
Net Cash Flow from Investing Activities		<u>18,65,378</u>

CASH FLOW FROM FINANCING ACTIVITIES

Cash Receipts		-
Less: Cash Payments		<u>-</u>
Net Cash Flow from Financing Activities		<u>-</u>

NET DECREASE IN CASH **(13,77,162)**

Closing Cash Balance as on 31.03.2021		11,77,779
Less: Opening Cash Balance as on 01.04.2020		<u>25,54,941</u>
NET DECREASE IN CASH		<u>(13,77,162)</u>


DY. REGISTRAR


JT. REGISTRAR

INDIAN INSTITUTE OF TECHNOLOGY KANPUR
FUND HALL MANAGEMENT

EMPLOYEE WISE DETAILS OF OUTSTANDING BALANCE AS ON 31.03.2021

ANNEXURE - A

SR. NO.	P.F. NO.	NAME OF EMPLOYEES	OPENING BALANCE 01.04.20	SUBSCRIPTION RECEIVED	INTEREST UP TO 31.03.21	LOAN REFUND	TOTAL	LOAN PAID	FINAL WITHDRAWAL	CLOSING BALANCE 31.03.21
1	2	3	4	5	6	7	8=4+5+6+7	9	10	11=8-9-10
1	38	Pathan Singh	11,000				11,000			11,000
2	227	Lal Chand	1,33,281	1,80,000	14,610		3,27,891		1,50,000	1,77,891
3	232	Harnam Singh	4,74,568	2,40,000	42,926		7,57,494			7,57,494
4	233	Rakesh Babu Shukla	48,760	2,40,000	9,141		2,97,901		1,50,000	1,47,901
5	234	Shree Kishan Balmiki	1,74,831	1,32,000	17,490		3,24,321			3,24,321
6	235	Ram Shanker	1,59,786	1,32,000	12,280		3,04,066		1,00,000	2,04,066
7	236	Chhunna Lal	3,94,644	1,80,000	34,942		6,09,586			6,09,586
8	238	Ram Prasad	20,83,885	75,000	62,980		22,21,865		22,21,865	-
9	239	Jagdish Prasad	20,18,092	1,22,400	1,47,992		22,88,484			22,88,484
10	240	Kamlesh	1,19,854	1,32,000	11,551		2,63,405		1,72,000	91,405
11	241	Bhagwan Din	1,23,607	1,20,000	11,025		2,54,632		1,00,000	1,54,632
12	242	Kanhaiya Lal	3,99,777				3,99,777		3,99,777	-
13	243	Suresh Lal	1,65,787	66,000	13,954	60,000	3,05,741		1,50,000	1,55,741
14	244	Babaji Das	13,84,350	1,56,000	1,04,288		16,44,638			16,44,638
15	245	Temu	3,40,191	2,40,000	17,231		5,97,422		3,90,000	2,07,422
16	246	Amar Pal Singh	6,04,371	1,80,000	49,833		8,34,204			8,34,204
17	247	Hari Ram Yadav	3,63,278	1,20,000	30,408		5,13,686			5,13,686
18	250	Ranvir Singh	2,99,537	72,000	24,036		3,95,573			3,95,573
19	251	Ram Prasad	2,60,773	3,00,000	14,668		5,75,441		3,50,000	2,25,441
TOTAL			95,60,372	26,87,400	6,19,355	60,000	1,29,27,127	-	41,83,642	87,43,485
Add : Contribution Receivable										2,22,700
Add : Refundable Loan Paid Against Fund										55,000
AS PER BALANCE SHEET										90,21,185

DY. REGISTRAR

JT. REGISTRAR

INDIAN INSTITUTE OF TECHNOLOGY KANPUR

FUND HALL MANAGEMENT

BALANCE SHEET AS AT 31.03.2021

ANNEXURE - B

DATE OF INVESTMENT	FDR NO.	OPENING BALANCE 01.04.20	MADE DURING THE YEAR		ENCASHED DURING THE YEAR	CLOSING BALANCE 31.03.21	DATE OF MATURITY	INTEREST RATE	DAYS 31.03.21	INTEREST ACCRUED TILL 31.03.21	INTEREST ACCRUED TILL 31.03.20
			BY PAYMENT	BY RENEWAL							
21.02.2020	537203030135926	24,73,653	-	-	-	24,73,653	09.05.2021	6.10%	365	1,50,893	16,123
21.02.2020	537203030135927	24,73,652	-	-	-	24,73,652	09.05.2021	6.10%	365	1,50,893	16,123
21.02.2020	537203030135928	24,76,889	-	-	-	24,76,889	09.05.2021	6.10%	365	1,51,090	16,144
21.02.2020	537203030135929	24,76,885	-	-	-	24,76,885	09.05.2021	6.10%	365	1,51,090	16,144
17.10.2019	537203030137459	19,17,061	-	-	-	19,17,061	17.10.2021	6.40%	365	1,22,692	55,800
17.10.2019	537203030137460	19,22,894	-	-	-	19,22,894	17.10.2021	6.40%	365	1,23,065	55,969
26.06.2019	537203030139102	29,32,689	-	-	29,32,689	-	26.06.2020			-	-
26.06.2019	537203030139103	29,32,689	-	-	29,32,689	-	26.06.2020			-	-
31.03.2021	Auto Sweep FDR (UBI)	-	2,50,80,000		2,10,80,000	40,00,000					
TOTAL		1,96,06,412	2,50,80,000	-	2,69,45,378	1,77,41,034				8,49,723	1,76,303

[Signature]
DY. REGISTRAR

[Signature]
JT. REGISTRAR

INDIAN INSTITUTE OF TECHNOLOGY KANPUR
FUND HALL MANAGEMENT

ANNEXURE - 'C'

EMPLOYEE WISE DETAILS OF LOANS OUTSTANDING AS ON 31.03.2021

SR. NO.	P.F. NO.	NAME OF EMPLOYEES	OPENING BALANCE 01.04.20	GIVEN DURING THE PERIOD	RECOVERED DURING THE PERIOD	CLOSING BALANCE 31.03.21
1	242	Kanhaiya Lal	2,25,000		2,25,000	-
2	243	Suresh Lal	1,15,000		60,000	55,000
TOTAL			3,40,000	-	2,85,000	55,000


DY. REGISTRAR


JT. REGISTRAR

INDIAN INSTITUTE OF TECHNOLOGY KANPUR
STUDENTS' ACTIVITIES FUND

BALANCE SHEET AS AT 31st MARCH 2021

(Amount-Rs)

CORPUS/CAPITAL FUND & LIABILITIES	CURRENT YEAR 31.03.2021		PREVIOUS YEAR 31.03.2020
RESERVES & SURPLUS			
Opening Balance as at 01.04.2020	23,33,076		
Add : C/F from Income & Expenditure Account	4,10,205	27,43,281	23,33,076
TOTAL		27,43,281	23,33,076
ASSETS			
Investment		20,00,000	15,00,000
Current Assets			
Amount Receivable from Account I		2,72,400	-
Bank Balances		1,08,415	5,83,110
Accrued Interest on FDR		3,62,466	2,49,966
TOTAL		27,43,281	23,33,076


DY. REGISTRAR


JT. REGISTRAR

INDIAN INSTITUTE OF TECHNOLOGY KANPUR
STUDENTS' ACTIVITIES FUND

INCOME AND EXPENDITURE ACCOUNT FOR THE YEAR ENDED 31st MARCH 2021

(Amount-Rs)

INCOME	CURRENT YEAR 31.03.2021	PREVIOUS YEAR 31.03.2020
Interest on FDR	1,37,623	1,12,500
Student Contribution	16,92,600	14,99,400
TOTAL (A)	18,30,223	16,11,900
EXPENDITURE		
Anragini	7,10,000	5,13,750
Udghosh / IIT Sports Meet	-	4,72,050
Techkriti	7,10,000	4,93,200
Bank Charges	18	-
TOTAL (B)	14,20,018	14,79,000
BALANCE BEING SURPLUS/ (DEFICIT) CARRIED TO RESERVE AND SURPLUS	4,10,205	1,32,900

DY. REGISTRAR

JT. REGISTRAR

INDIAN INSTITUTE OF TECHNOLOGY KANPUR
STUDENTS' ACTIVITIES FUND

RECEIPTS AND PAYMENTS FOR THE YEAR ENDED 31st MARCH 2021

(Amount-Rs)

RECEIPTS	CURRENT YEAR 31.03.2021	PREVIOUS YEAR 31.03.2020	PAYMENTS	CURRENT YEAR 31.03.2021	PREVIOUS YEAR 31.03.2020
OPENING BALANCES			EXPENSES		
Balance with UBI	5,83,110	16,04,710	Anragini	7,10,000	8,86,750
INCOME			Udghosh / IIT Sports Meet	-	8,45,050
Student Contribution	14,20,200	14,99,400	Techkriti	7,10,000	7,89,200
Interest on FDR	25,123	-	Bank Charges	18	-
			FDR Made	5,00,000	-
			CLOSING BALANCE		
			Balance with UBI	1,08,415	5,83,110
TOTAL	20,28,433	31,04,110	TOTAL	20,28,433	31,04,110


DY. REGISTRAR


JT. REGISTRAR

INDIAN INSTITUTE OF TECHNOLOGY KANPUR
STUDENT ACTIVITIES FUND

CASH FLOW FOR THE YEAR ENDED 31st MARCH 2021

<u>CASH FLOW FROM OPERATING ACTIVITIES</u>		
Students Contribution	14,20,200	
Interest on FDR	25,123	14,45,323
Less: Antragini	7,10,000	
Bank Charges	18	
Techkriti	7,10,000	14,20,018
Net Cash Flow from Operating Activities		25,305
<u>CASH FLOW FROM INVESTING ACTIVITIES</u>		
Cash Receipts		-
Less: Cash Payments		5,00,000
Net Cash Flow from Investing Activities		-5,00,000
<u>CASH FLOW FROM FINANCING ACTIVITIES</u>		
Cash Receipts		-
Less: Cash Payments		-
Net Cash Flow from Financing Activities		-
NET INCREASE IN CASH		-4,74,695
Closing Cash Balance as on 31.03.2021		1,08,415
Less: Opening Cash Balance as on 01.04.2020		5,83,110
NET INCREASE IN CASH		-4,74,695


DY. REGISTRAR



JT. REGISTRAR


INDIAN INSTITUTE OF TECHNOLOGY KANPUR
STUDENTS' ACTIVITIES FUND

DETAILS OF INVESTMENT HELD AS ON 31st MARCH 2021

ANNEXURE - B

DATE OF INVESTMENT	FDR NO.	OPENING BALANCE 01.04.20	MADE DURING THE		ENCASHED DURING THE YEAR	CLOSING BALANCE AS ON 31.03.21	DATE OF MATURITY	INTEREST RATE	DAYS 31.03.21	INTEREST ACCRUED TILL 31.03.21	INTEREST ACCRUED TILL 31.03.20	INTEREST ACCRUED TILL 31.03.19	INTEREST ACCRUED TILL 31.03.18
			BY PAYMENT	BY RENEWAL									
10.01.18	KP/2664361	15,00,000	-	-	-	15,00,000	10.01.22	7.50%	365	1,12,500	1,12,500	1,12,500	24,966
13.07.20	699154	-	5,00,000			5,00,000	13.07.22	7.00%					
	TOTAL	15,00,000	5,00,000	-	-	20,00,000				1,12,500	1,12,500	1,12,500	24,966

DY. REGISTRAR

JT. REGISTRAR

INDIAN INSTITUTE OF TECHNOLOGY KANPUR
STUDENTS' BENEFIT FUND

BALANCE SHEET AS AT 31st MARCH 2021

(Amount-Rs)

CORPUS/CAPITAL FUND & LIABILITIES	CURRENT YEAR 31.03.2021		PREVIOUS YEAR 31.03.2020
RESERVES & SURPLUS			
Opening Balance as at 01.04.2020	1,95,95,033		
Add : C/F from Income & Expenditure Account	22,54,732	2,18,49,765	1,95,95,033
Current Liabilities			
Sundry Creditors		46,403	43,550
TOTAL		2,18,96,168	1,96,38,583
ASSETS			
Investment			
Opening Balance as at 01.04.2020	1,55,98,206		
Add: Made during the year	1,69,11,805		
Less: Encashed during the year	1,55,98,206	1,69,11,805	1,55,98,206
Current Assets			
Bank Balances		35,09,306	11,64,236
TDS Receivable		1,54,150	1,12,889
Accrued Interest on FDR		4,62,968	10,93,283
Advances			
Advance to Others		30,000	40,000
SBF Advance		7,79,120	15,45,456
SHMC Advance		48,819	84,513
TOTAL		2,18,96,168	1,96,38,583

DY. REGISTRAR

JT. REGISTRAR

INDIAN INSTITUTE OF TECHNOLOGY KANPUR
STUDENTS' BENEFIT FUND

INCOME AND EXPENDITURE ACCOUNT FOR THE YEAR ENDED 31st MARCH 2021

(Amount-Rs)

INCOME	CURRENT YEAR 31.03.2021	PREVIOUS YEAR 31.03.2020
IIT Contribution	7,10,100	14,63,400
Interest on FDR	13,73,619	8,38,556
Misc Receipts	39,378	3,47,220
Fine & Penalty Received	4,40,000	4,65,000
TOTAL (A)	25,63,097	31,14,176
EXPENDITURE		
Consumable Expenses	10,869	2,10,000
Bank Charges	696	1,059
SBF Scholarship	-	4,45,500
Covid 19 Expenses	2,96,800	-
SHMC Paid	-	1,28,387
TOTAL (B)	3,08,365	7,84,946
BALANCE BEING SURPLUS/ (DEFICIT) CARRIED TO RESERVE AND SURPLUS	22,54,732	23,29,230


DY. REGISTRAR


JT. REGISTRAR

INDIAN INSTITUTE OF TECHNOLOGY KANPUR
STUDENTS' BENEFIT FUND

RECEIPTS AND PAYMENTS FOR THE YEAR ENDED 31st MARCH 2021

(Amount-Rs)

RECEIPTS	CURRENT YEAR 31.03.2021	PREVIOUS YEAR 31.03.2020	PAYMENTS	CURRENT YEAR 31.03.2021	PREVIOUS YEAR 31.03.2020
OPENING BALANCES			EXPENSES		
Balance with SBI	11,64,236	91,33,812	Consumable Expenses	10,869	2,10,000
			Bank Charges	696	1,059
INVESTMENT ENCASHED	1,55,98,206	31,00,000	SBF Scholarship	-	4,45,500
			Covid 19 Expenses	2,83,947	-
CURRENT ASSETS			SHMC Paid	-	1,28,387
SBF Advance	8,11,336	24,31,845			
SHMC Advance	41,198	4,12,384	CURRENT ASSETS		
			SBF Advance	45,000	22,86,795
INCOME			SHMC Advance	5,504	2,03,514
IIT Contribution	7,10,100	14,63,400	Advance to Others	-	40,000
Interest on FDR	19,62,673	1,25,830			
Misc Receipts	39,378	3,47,220	INVESTMENT MADE	1,69,11,805	1,30,00,000
Fine & Penalty Received	4,40,000	4,65,000			
			CLOSING BALANCE		
			Balance with SBI	35,09,306	11,64,236
TOTAL	2,07,67,127	1,74,79,491	TOTAL	2,07,67,127	1,74,79,491

DY. REGISTRAR

JT. REGISTRAR

INDIAN INSTITUTE OF TECHNOLOGY KANPUR
STUDENT BENEFIT FUND

CASH FLOW FOR THE YEAR ENDED 31st MARCH 2021

CASH FLOW FROM OPERATING ACTIVITIES

IIT Contribution	7,10,100	
Interest on FDR	19,62,673	
Misc Receipts	39,378	
Fine & Penalty Received	4,40,000	
SBF Advance	8,11,336	
SHMC Advance	41,198	40,04,685
Less: Consumable Expenses	10,869	
Bank Charges	696	
Covid 19 Expenses	2,83,947	
SBF Advance	45,000	
SHMC Advance	5,504	3,46,016
Net Cash Flow from Operating Activities		<u>36,58,669</u>

CASH FLOW FROM INVESTING ACTIVITIES

Cash Receipts	1,55,98,206	
Less: Cash Payments	1,69,11,805	
Net Cash Flow from Investing Activities		<u>-13,13,599</u>

CASH FLOW FROM FINANCING ACTIVITIES

Cash Receipts	-	
Less: Cash Payments	-	
Net Cash Flow from Financing Activities		<u>-</u>

NET DECREASE IN CASH **23,45,070**

Closing Cash Balance as on 31.03.2021	35,09,306	
Less: Opening Cash Balance as on 01.04.2020	11,64,236	
NET DECREASE IN CASH		<u>23,45,070</u>


DY. REGISTRAR


JT. REGISTRAR

INDIAN INSTITUTE OF TECHNOLOGY KANPUR
STUDENTS' BENEFIT FUND

DETAILS OF INVESTMENT AS ON 31.03.2021

S. No.	Name of Bank	FDR No.	Interest rate	Investment as on 01.04.2020	Made During the Year	Matured	Investment as on 31.03.2021	Date of Investment	Date of Maturity	Days	Interest accrued as on 31.03.2021
1	SBI	10426159893	5.70%	25,98,206	13,13,599		39,11,805	14.04.2020	15.04.2026	351	2,14,421
2	SBI	38503770182	7.00%	30,00,000		30,00,000	-	04.06.2019	04.06.2020		
3	SBI	38503770965	7.00%	30,00,000		30,00,000	-	04.06.2019	04.06.2020		
4	UBI	537203030142090	7.00%	40,00,000		40,00,000	-	12.12.2019	12.12.2020		
5	UBI	537203030142315	6.10%	15,00,000		15,00,000	-	30.03.2020	30.03.2021		
6	UBI	537203030142316	6.10%	15,00,000		15,00,000	-	30.03.2020	30.03.2021		
7	LIC	699871	5.65%	-	40,00,000		40,00,000	18.12.2020	18.12.2022		
8	UBI	537203030142408	5.40%	-	30,00,000		30,00,000	24.06.2020	24.06.2021	280	1,24,274
9	UBI	537203030142409	5.40%	-	30,00,000		30,00,000	24.06.2020	24.06.2021	280	1,24,274
10	UBI	537200323001657	4.00%	-	15,00,000		15,00,000	31.03.2021	07.04.2021		
11	UBI	537200323001658	4.00%	-	15,00,000		15,00,000	31.03.2021	07.04.2021		
TOTAL				1,55,98,206	1,43,13,599	1,30,00,000	1,69,11,805				4,62,968

DY. REGISTRAR


JT. REGISTRAR


INDIAN INSTITUTE OF TECHNOLOGY KANPUR
STUDENTS' BENEFIT FUND

DETAILS OF SBF ADVANCES AS ON 31.03.2021

S.NO.	NAME OF STUDENTS	AMOUNT
1	Abhishek Singh, 150044	50,000
2	Anan Bari Sarkar, 151131	50,000
3	Avinash Yashwant Gahane, 13118063	50,000
4	Chitrasen Singh-11967	85,919
5	Kewal Anand (191056)	45,000
6	K. S. R. Akhilesh	97,672
7	LAKAWATH RAMMURTRI 11386	20,000
8	Lokesh Sharma-12382	56,000
9	Madhavee	26,300
10	Rahul Kumar-16205019	9,405
11	R.Madukar 11105048	40,000
12	Saikat Sharma-14215262	50,000
13	Saleem Shaik	31,083
14	S. Anudeep, 13203067	50,000
15	Shadman Hasan, 16102276	16,585
16	Shivam Kumar, 180717	17,500
17	Subham Goyal, 13714	33,656
18	Sumesh Singh, 14720	50,000
	GRAND TOTAL	7,79,120


DY. REGISTRAR


JT. REGISTRAR

INDIAN INSTITUTE OF TECHNOLOGY KANPUR
STUDENTS' BENEFIT FUND

DETAILS OF SHMC ADVANCES AS ON 31.03.2021

S.NO.	NAME OF STUDENTS	AMOUNT
1	Aikagra Singh-14101261	4,931
2	Balmer Lawrie	3,672
3	Chetan Bhagwan Ingale, 17126010	2,258
4	Hamid Hussain	6,038
5	Kunchala Prasad, 14807344	3,430
6	Mandeep Saikia	5,703
7	Monmee Phukan	937
8	Rahuk Badhwani, 13539	43
9	Ranba Lambhate, 150566	3,268
10	Satyadit De, 17101271	2,570
11	Shubham Saurabh-14684	900
12	Sibani Priyadarshani Malik	5,083
13	Sidhartha Srivastava, 13698	8,155
14	Yelmelwar Akhil, 12807834	1,832
	GRAND TOTAL	48,819


DY. REGISTRAR


JT. REGISTRAR

UTILIZATION CERTIFICATES

OF

CAPITAL GRANTS

AND

REVENUE GRANTS

(FINANCIAL YEAR 2020 - 21)

FORM GFR 12A
GENERAL FINANCIAL RULES 2017
Ministry of Finance
Department of Expenditure
GFR 12 - A
[[See Rule 238(1)]]

FORM OF UTILIZATION CERTIFICATE
FOR INDIAN INSTITUTE OF TECHNOLOGY KANPUR OF THE GRANTEE ORGANIZATION

UTILIZATION CERTIFICATE FOR THE YEAR 2020-2021 IN RESPECT OF RECURRING AND NON-RECURRING
GRANT-IN-AID-GENERAL/SALARIES/CREATION OF CAPITAL ASSETS

- 1 Name of the Scheme : Support to Indian Institute of Technology(IITs)(0920)
2 Whether recurring/ non-recurring grants : Recurring/Non-Recurring Grants
3 Grant position of the beginning of the Financial year
(i) Cash in Hand/ Bank : Rs. (-) 28,77,54,270
(ii) Unadjusted advances : Nil
(iii) Total : Rs. (-) 28,77,54,270
4 Details of grants received, expenditure incurred and closing balances (Actuals)

Unspent Balances of Grants received year	Internal Income including Cornus and	Interest deposited back to the	Grant received during the year 2020-21			Total Available funds	Expenditure incurred	Closing Balance	
			Sanction No.(i)	Date (ii)	Amount (iii)				
1	2	3	4			5 = [1+2+3+4]	6	7	
-28,77,54,270	92,30,70,014	-			12,29,00,000.00	6,58,20,07,823	6,48,17,27,058	10,02,80,765	
			F.No. 27-2/2020-TS-I	20.04.2020	81,00,000.00				
					40,00,000.00				
					17,47,00,000.00				
					1,15,00,000.00				
					58,00,000.00				
			F.No. 27-2/2020-TS-I	05.05.2020	12,29,00,000.00				
					81,00,000.00				
					40,00,000.00				
					17,47,00,000.00				
					1,15,00,000.00				
			F.No. 27-2/2020-TS-I	05.06.2020	58,00,000.00				
					12,33,00,000.00				
					78,00,000.00				
					39,00,000.00				
					17,43,00,000.00				
			F.No. 27-2/2020-TS-I	15.05.2020	1,20,00,000.00				
					57,00,000.00				
					25,42,00,000.00				
					1,62,00,000.00				
					81,00,000.00				
			F.No. 27-2/2020-TS-I	22.07.2020	14,15,00,000.00				
					90,00,000.00				
					45,00,000.00				
					17,25,00,000.00				
					1,19,00,000.00				
			F.No. 27-2/2020-TS-I	26.10.2020	56,00,000.00				
					14,15,00,000.00				
					90,00,000.00				
					45,00,000.00				
					4,92,00,000.00				
			F.No. 27-2/2020-TS-I	06.08.2020	32,00,000.00				
					16,00,000.00				
					17,25,00,000.00				
					1,19,00,000.00				
					56,00,000.00				

Handwritten signature

Handwritten mark

					14,35,00,000.00			
					91,00,000.00			
					46,00,000.00			
					2,37,00,000.00			
					15,00,000.00			
					8,00,000.00			
					17,79,00,000.00			
					1,23,00,000.00			
					58,00,000.00			
					2,62,00,000.00			
					46,00,000.00			
					20,00,000.00			
					14,44,00,000.00			
					92,00,000.00			
					46,00,000.00			
					21,56,00,000.00			
					1,37,00,000.00			
					69,00,000.00			
					15,45,00,000.00			
					1,07,00,000.00			
					51,00,000.00			
					21,56,00,000.00			
					1,37,00,000.00			
					64,00,000.00			
					5,00,000.00			
					15,45,00,000.00			
					1,07,00,000.00			
					51,00,000.00			
					21,57,00,000.00			
					1,37,00,000.00			
					69,00,000.00			
					15,45,00,000.00			
					1,08,00,000.00			
					50,00,000.00			
					53,58,00,000.00			
					3,41,00,000.00			
					1,70,00,000.00			
					29,32,00,000.00			
					1,88,00,000.00			
					94,00,000.00			
					5,12,00,000.00			
					33,00,000.00			
					16,00,000.00			
					11,86,00,000.00			
					76,00,000.00			
					38,00,000.00			
					22,69,00,000.00			
					1,57,00,000.00			
					74,00,000.00			
					11,86,00,000.00			
					76,00,000.00			
					38,00,000.00			
					22,69,00,000.00			
					1,57,00,000.00			
					74,00,000.00			
					7,09,84,635.00			
					5,20,00,000.00			
					26,00,000.00			
					17,69,00,000.00			
					3,87,00,000.00			
					2,20,00,000.00			

		F.No. 27-3/2020-TS-I		2,22,60,183.00		
		F.No. 27-3/2020-TS-I	27.07.2020	15,33,239.00		
		F.No. 27-3/2020-TS-I		7,38,409.00		
		F.No. 27-3/2020-TS-I		1,95,73,172.00		
		F.No. 27-3/2020-TS-I	20.10.2020	13,48,163.00		
		F.No. 27-3/2020-TS-I		6,49,275.00		
		F.No. 27-3/2020-TS-I	20.01.2021	1,97,05,003.00		
		Total		5,94,66,92,079.00		

Component wise utilization of grants:

Grant-in-aid- General (Incl. HEFA Interest)	Grant-in-aid- Salary	Grant-in-aid- Creation of Capital Assets	Internal Income - Creation of Capital Assets under HEFA	Internal Income - Creation of Capital Assets	Total
2,65,19,26,141	2,35,25,33,559	55,41,97,344	48,11,50,000	44,19,20,014	6,48,17,27,058

Details of grants position of the end of the year :

(i) Cash in Hand/ Bank : Rs. 10,02,80,765
(ii) Unadjusted advances : 0
(iii) Total : Rs. 10,02,80,765

Deputy Registrar

Joint Registrar

Deputy Director

Director

94

FORM GFR 12A
GENERAL FINANCIAL RULES 2017
Ministry of Finance
Department of Expenditure

Certified that I have satisfied myself that the conditions on which grants were sanctioned have been duly fulfilled/are being fulfilled and that I have exercised following checks to see that the money has been actually utilized for the purpose for which it was sanctioned:

- 1 The main accounts and other subsidiary accounts and registers (including assets registers) are maintained as prescribed in the relevant Act/Rules/Standing instructions (mention the Act/Rules). The figures depicted above tally with the audited figures mentioned in financial statements/accounts.
- 2 There exist internal controls for safeguarding public funds/assets, watching outcomes and achievements of physical targets against the financial inputs, ensuring quality in asset creation etc. & the periodic evaluation of internal controls is exercised to ensure their effectiveness
- 3 To the best of our knowledge and belief, no transactions have been entered that are in violation of relevant Act/Rules/standing instructions and scheme guidelines
- 4 The responsibilities among the key functionaries for execution of the scheme have been assigned in clear terms and are not general in nature
- 5 The benefits were extended to the intended beneficiaries and only such areas/districts were covered where the scheme was intended to operate.
- 6 The expenditure on various components of the scheme was in the proportions authorized as per the scheme guidelines and terms and conditions of the grants-in-aid
- 7 It has been ensured that the physical and financial performance under **Indian Institute of Technology Kanpur** has been according to the requirements, as prescribed in the guidelines issued by Govt. of India and the performance/targets achieved statement for the year to which the utilization of the funds resulted in outcomes given at Annexure-I duly enclosed.
- 8 The utilization of the funds resulted in outcomes given at Annexure-II duly enclosed (to be formulated by the Ministry/Department concerned as per their requirements/specifications.)
- 9 Details of various schemes executed by the agency through grants-in-aid received from the same Ministry or from other Ministries is enclosed at Annexure-II (to be formulated by the Ministry/Department concerned as per their requirements/specifications).-

Deputy Registrar

Joint Registrar

Deputy Director

Director

95

FORM GFR 12A
GENERAL FINANCIAL RULES 2017
Ministry of Finance
Department of Expenditure

GFR 12 - A
 [(See Rule 238(1))]

FORM OF UTILIZATION CERTIFICATE
FOR INDIAN INSTITUTE OF TECHNOLOGY KANPUR OF THE GRANTEE ORGANIZATION

UTILIZATION CERTIFICATE FOR THE YEAR 2020-2021 IN RESPECT OF RECURRING AND NON-RECURRING
GRANT-IN-AID-GENERAL/SALARIES/CREATION OF CAPITAL ASSETS

- 1 Name of the Scheme : Prime Minister Research Fellowship(PMRF)(3268)
 2 Whether Recurring/Non- Recurring Grants : Recurring Grants
 3 Grant position of the beginning of the Financial year
 (i) Cash in Hand/ Bank : Rs.77,99,522.00
 (ii) Unadjusted advances : Nil
 (iii) Total : Rs.77,99,522.00
 4 Details of grants received, expenditure incurred and closing balances (Actuals)

Unspent Balances of Grants received year	Interest Earned thereon	Interest deposited back to the Government	Grant received during the year 2020-21			Total Available Funds	Expenditure incurred	Closing Balance
			Sanction No.(i)	Date (ii)	Amount (iii)			
1	2	3	4			5 = [1+2+3+4]	6	7
7,799,522.00	-	-			3,465,000.00	58,825,651.00	39,732,120.00	19,093,531.00
			41-1/2018-TS.I	24.04.2020	785,400.00			
					369,600.00			
					3,281,490.00			
			41-1/2018-TS.I	28.07.2020	809,010.00			
					454,500.00			
					1,877,200.00			
			41-1/2018-TS.I	19.08.2020	462,800.00			
					260,000.00			
					3,873,530.00			
			41-1/2018-TS.I	28.10.2020	954,970.00			
					536,500.00			
					9,904,413.00			
			41-1/2018-TS.I	23.12.2020	2,476,103.00			
					1,375,613.00			
					3,625,200.00			
			41-1/2018-TS.I	27.01.2021	2,014,000.00			
					14,500,800.00			
				Total	51,026,129.00			

Component wise utilization of grants:


Grant-in-aid-General	Grant-in-aid-Salary	Grant-in-aid-Creation of Capital Assets	Total
39,732,120.00	-	-	39,732,120.00

- Details of grants position of the end of the year :
 (i) Cash in Hand/ Bank : Rs.19093531.00
 (ii) Unadjusted advances : Rs.0
 (iii) Total : Rs.19093531.00


 Deputy Registrar


 Joint Registrar


 Deputy Director


 Director

FORM GFR 12A
GENERAL FINANCIAL RULES 2017
Ministry of Finance
Department of Expenditure

Certified that I have satisfied myself that the conditions on which grants were sanctioned have been duly fulfilled/are being fulfilled and that I have exercised following checks to see that the money has been actually utilized for the purpose for which it was sanctioned:

- 1 The main accounts and other subsidiary accounts and registers (including assets registers) are maintained as prescribed in the relevant Act/Rules/Standing instructions (mention the Act/Rules). The figures depicted above tally with the audited figures mentioned in financial statements/accounts.
- 2 There exist internal controls for safeguarding public funds/assets, watching outcomes and achievements of physical targets against the financial inputs, ensuring quality in asset creation etc. & the periodic evaluation of internal controls is exercised to ensure their effectiveness
- 3 To the best of our knowledge and belief, no transactions have been entered that are in violation of relevant Act/Rules/standing instructions and scheme guidelines
- 4 The responsibilities among the key functionaries for execution of the scheme have been assigned in clear terms and are not general in nature
- 5 The benefits were extended to the intended beneficiaries and only such areas/districts were covered where the scheme was intended to operate.
- 6 The expenditure on various components of the scheme was in the proportions authorized as per the scheme guidelines and terms and conditions of the grants-in-aid
- 7 It has been ensured that the physical and financial performance under **Indian Institute of Technology Kanpur** has been according to the requirements, as prescribed in the guidelines issued by Govt. of India and the performance/targets achieved statement for the year to which the utilization of the funds resulted in outcomes given at Annexure-I duly enclosed.
- 8 The utilization of the funds resulted in outcomes given at Annexure-II duly enclosed (to be formulated by the Ministry/Department concerned as per their requirements/specifications.)
- 9 Details of various schemes executed by the agency through grants-in-aid received from the same Ministry or from other Ministries is enclosed at Annexure-II (to be formulated by the Ministry/Department concerned as per their requirements/specifications)-


Deputy Registrar


Joint Registrar


Deputy Director


Director

FORM GFR 12A
GENERAL FINANCIAL RULES 2017
Ministry of Finance
Department of Expenditure
GFR 12 - A
[[See Rule 238(1)]]

FORM OF UTILIZATION CERTIFICATE
FOR INDIAN INSTITUTE OF TECHNOLOGY KANPUR OF THE GRANTEE ORGANIZATION
UTILIZATION CERTIFICATE FOR THE YEAR 2020-2021 IN RESPECT OF RECURRING AND NON-RECURRING
GRANT-IN-AID-GENERAL/SALARIES/CREATION OF CAPITAL ASSETS

- 1 Name of the Scheme : National Initiative for Technology Transfer (9026)
2 Whether Recurring/Non-Recurring Grants : Non-Recurring Grants
3 Grant position of the beginning of the Financial year
(i) Cash in Hand/ Bank : Rs. (-) 65,27,642
(ii) Unadjusted advances : Nil
(iii) Total : Rs. (-) 65,27,642
4 Details of grants received, expenditure incurred and closing balances (Actuals)

Unspent Balances of Grants received year	Interest Earned thereon	Interest deposited back to the Government	Grant received during the year 2020-21			Total Available funds	Expenditure incurred	Closing Balance
			Sanction No. (i)	Date (ii)	Amount (iii)			
1	2	3	4			5 = [1+2+3+4]	6	7
-65,27,642.00	-	-			2,40,00,000	45,34,72,358	16,55,91,630	28,78,80,728
			27-6/2017-TS-1	12.05.2020	40,00,000			
					20,00,000			
					1,60,00,000			
			3-18/2018-TS-1	15.07.2020	30,00,000			
					10,00,000			
					1,37,00,000			
			3-18/2018-TS-1	07.08.2020	9,00,000			
					4,00,000			
					1,37,00,000			
			3-18/2018-TS-1	04.09.2020	9,00,000			
					4,00,000			
					3,80,00,000			
			3-18/2018-TS-1	09.11.2020	80,00,000			
					40,00,000			
					3,95,00,000			
			3-18/2018-TS-1	02.12.2020	70,00,000			
					35,00,000			
					9,00,00,000			
			27-6/2017-TS-1	25.01.2021	2,00,00,000			
					1,00,00,000			
					50,00,000			
			27-6/2017-TS-1	08.02.2021	1,70,00,000			
					80,00,000			
					3,80,00,000			
			27-6/2017-TS-1	18.02.2021	64,00,000			
					56,00,000			
					8,00,00,000			
			27-6/2017-TS-1	02.03.2021	8,00,00,000			
				Total	46,00,00,000			

Component wise utilization of grants:

Grant-in-aid-General	Grant-in-aid-Salary	Grant-in-aid-Creation of Capital Assets	Total
-	-	16,55,91,630	16,55,91,630


Details of grants position of the end of the year :

- (i) Cash in Hand/ Bank : Rs. 287880728
(ii) Unadjusted advances : 0
(iii) Total : Rs. 287880728


Deputy Registrar


Joint Registrar


Deputy Director


Director

FORM GFR 12A
GENERAL FINANCIAL RULES 2017
Ministry of Finance
Department of Expenditure


Certified that I have satisfied myself that the conditions on which grants were sanctioned have been duly fulfilled/are being fulfilled and that I have exercised following checks to see that the money has been actually utilized for the purpose for which it was sanctioned:

- 1 The main accounts and other subsidiary accounts and registers (including assets registers) are maintained as prescribed in the relevant Act/Rules/Standing Instructions (mention the Act/Rules). The figures depicted above tally with the audited figures mentioned in financial statements/accounts.
- 2 There exist internal controls for safeguarding public funds/assets, watching outcomes and achievements of physical targets against the financial inputs, ensuring quality in asset creation etc. & the periodic evaluation of internal controls is exercised to ensure their effectiveness
- 3 To the best of our knowledge and belief, no transactions have been entered that are in violation of relevant Act/Rules/standing instructions and scheme guidelines
- 4 The responsibilities among the key functionaries for execution of the scheme have been assigned in clear terms and are not general in nature
- 5 The benefits were extended to the intended beneficiaries and only such areas/districts were covered where the scheme was intended to operate.
- 6 The expenditure on various components of the scheme was in the proportions authorized as per the scheme guidelines and terms and conditions of the grants-in-aid
- 7 It has been ensured that the physical and financial performance under **Indian Institute of Technology Kanpur** has been according to the requirements, as prescribed in the guidelines issued by Govt. of India and the performance/targets achieved statement for the year to which the utilization of the funds resulted in outcomes given at Annexure-I duly enclosed.
- 8 The utilization of the funds resulted in outcomes given at Annexure-II duly enclosed (to be formulated by the Ministry/Department concerned as per their requirements/specifications.)
- 9 Details of various schemes executed by the agency through grants-in-aid received from the same Ministry or from other Ministries is enclosed at Annexure-III (to be formulated by the Ministry/Department concerned as per their requirements/specifications).--


Deputy Registrar


Joint Registrar


Deputy Director


Director

FORM GFR 12A
GENERAL FINANCIAL RULES 2017
Ministry of Finance
Department of Expenditure


Certified that I have satisfied myself that the conditions on which grants were sanctioned have been duly fulfilled/are being fulfilled and that I have exercised following checks to see that the money has been actually utilized for the purpose for which it was sanctioned:

- 1 The main accounts and other subsidiary accounts and registers (including assets registers) are maintained as prescribed in the relevant Act/Rules/Standing instructions (mention the Act/Rules). The figures depicted above tally with the audited figures mentioned in financial statements/accounts.
 - 2 There exist internal controls for safeguarding public funds/assets, watching outcomes and achievements of physical targets against the financial inputs, ensuring quality in asset creation etc. & the periodic evaluation of internal controls is exercised to ensure their effectiveness
 - 3 To the best of our knowledge and belief, no transactions have been entered that are in violation of relevant Act/Rules/standing instructions and scheme guidelines
 - 4 The responsibilities among the key functionaries for execution of the scheme have been assigned in clear terms and are not general in nature
 - 5 The benefits were extended to the intended beneficiaries and only such areas/districts were covered where the scheme was intended to operate.
 - 6 The expenditure on various components of the scheme was in the proportions authorized as per the scheme guidelines and terms and conditions of the grants-in-aid
- It has been ensured that the physical and financial performance under **Indian Institute of Technology Kanpur** has been according to the requirements, as prescribed in the
- 7 guidelines issued by Govt. of India and the performance/targets achieved statement for the year to which the utilization of the funds resulted in outcomes given at Annexure-I duly enclosed.
 - 8 The utilization of the funds resulted in outcomes given at Annexure-II duly enclosed (to be formulated by the Ministry/Department concerned as per their requirements/specifications.)
 - 9 Details of various schemes executed by the agency through grants-in-aid received from the same Ministry or from other Ministries is enclosed at Annexure-III (to be formulated by the Ministry/Department concerned as per their requirements/specifications)-


Deputy Registrar


Joint Registrar


Deputy Director


Director

INDIAN INSTITUTE OF TECHNOLOGY KANPUR
DETAILS OF UTILIZATION OF CAPITAL GRANTS DURING THE FINANCIAL YEAR 2020-21

PARTICULARS	PLAN	SCI & TECH PARK	HEFA LOAN
OPENING BALANCE	13,80,98,632	-65,27,642	
GRANT RECEIVED	45,75,00,000	46,00,00,000	-
ADD: INTERNAL RECEIPTS	44,19,20,014	-	48,11,50,000
	1,03,75,18,646	45,34,72,358	48,11,50,000
LESS: UTILIZED	99,61,17,358	16,55,91,530	48,11,50,000
BALANCE 31.03.2021	4,14,01,288	28,78,80,828	-

UTILIZATION OF CAPITAL GRANT		
TOTAL CAPITAL EXPENDITURE AS PER SCHEDULE 4A	2,71,49,28,815	
LESS: DONATED BOOKS	1,09,338	SCH 4A
LESS: EXP AGAINST SCI & TECH PARK	1,51,91,530	SCH 4A
LESS: WIP AGAINST HEFA / OTHERS	50,38,55,341	IWD WIP SHEET
ADD: C.Y. ADVANCES	2,19,57,72,606	IWD SCH A
P-04A	11,35,97,074	SCH 8
P-04B	1,65,94,564	SCH 8
P-04C	35,52,059	SCH 8
P-04D	2,14,39,489	SCH 8
P-04E	62,43,975	SCH 8
P-1Q	5,89,600	SCH 8
P-07	2,28,26,810	SCH 8
P-15	7,00,00,000	SCH 8
P-21	22,26,61,512	SCH 8
P-08A	1,15,83,000	SCH 8
ADVANCE FOR HEFA PROJECT	3,27,80,000	SCH 8
ADVANCE FOR AUGMENTATION	16,99,200	SCH 8
ADVANCE TO IIT BANGALORE	1,60,00,000	SCH 8
ADVANCE FOR PRE ENGINEERED BUILDING	19,99,904	SCH 8
SECURED CIVIL	1,32,89,908	SCH 8
SECURED ELECTRICITY	3,12,18,535	SCH 8
	58,60,75,630	
	2,78,18,48,236	
LESS: P Y ADVANCES		
P-04A	11,34,92,493	SCH 8
P-04B	2,01,86,563	SCH 8
P-04C	5,62,465	SCH 8
P-04D	2,06,81,784	SCH 8
P-04E	62,43,975	SCH 8
P-05	1,00,000	SCH 8
P-1Q	5,89,600	SCH 8
P-07	2,28,26,810	SCH 8
P-15	7,00,00,000	SCH 8
P-21	11,30,30,407	SCH 8
P-08A	64,35,000	SCH 8
ADVANCE FOR HEFA PROJECT	3,27,80,000	SCH 8
ADVANCE FOR NON RECURRING	98,11,500	SCH 8
ADVANCE FOR AUGMENTATION	16,99,200	SCH 8
ADVANCE TO IIT BANGALORE	1,50,00,000	SCH 8
ADVANCE FOR PRE ENGINEERED BUILDING	72,55,767	SCH 8
SECURED CIVIL	1,20,94,723	SCH 8
SECURED ELECTRICITY	5,27,60,590	SCH 8
	50,55,50,877	
	2,27,62,97,359	
LESS:		
P Y CWIP (IWD)	1,28,18,26,310	SCH 4A
P Y STOCK (IWD)	12,47,213	SCH 7
	1,28,30,73,523	
	99,32,23,836	
ADD: C Y STOCK (IWD)	28,93,522	SCH 7
NET UTILIZATION OF CAPITAL GRANT	99,61,17,358	

INDIAN INSTITUTE OF TECHNOLOGY KANPUR
DETAILS OF UTILIZATION OF REVENUE GRANTS DURING THE FINANCIAL YEAR 2020-21

PARTICULARS	SALARY	PENSION	SCHOLARSHIP	NON SALARY	HEFA INT	P M RESEARCH	TOTAL
GRANT RECEIVED	2,40,05,00,000	95,48,92,941	91,12,37,271	1,15,67,54,423	6,58,07,444	5,10,26,129	5,54,02,18,208
ADD: OPENING BALANCE	-2,28,62,533	-13,77,38,452	-19,35,51,332	-9,74,81,034	2,57,80,449	77,99,522	-41,80,53,380
	2,37,76,37,467	81,71,54,489	71,76,85,939	1,05,92,73,389	9,15,87,893	5,88,25,651	5,12,21,64,828
ADD: INTERNAL INCOME	-	-	-	-	-	-	-
LESS: UTILIZED NON PLAN	2,35,25,33,559	81,71,54,489	71,76,85,939	1,02,70,55,105	9,00,30,608	3,97,32,120	5,04,41,91,820
BALANCE 31.03.2021	2,51,03,908	-	-	3,22,18,284	15,57,285	1,90,93,531	7,79,73,008

UTILIZATION OF REVENUE GRANT

PARTICULARS	PENSION	
GRANT RECEIVED		95,48,92,941
PENSION PAID SCH 15A	82,18,15,815	
LESS: CONTRIBUTION RECEIVED SCH 15A	46,61,326	81,71,54,489
NET UTILIZATION OF REVENUE GRANT		13,77,38,452

UTILIZATION OF REVENUE GRANT

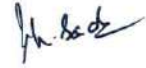
PARTICULARS	SALARY	
GRANT RECEIVED		2,40,05,00,000
SALARY PAID SCH 15 ANX	3,85,03,12,430	
LESS: PROVISION SCH 15 ANX	1,70,81,31,325	
	2,14,21,81,105	
ADD: NPS CONTRIBUTION SCH 15A	11,98,13,807	
ADD: GRATUITY SCH 15A	3,88,83,541	
ADD: LEAVE SCH 15A	5,16,55,106	2,35,25,33,559
NET UTILIZATION OF REVENUE GRANT		4,79,66,441

UTILIZATION OF REVENUE GRANT

PARTICULARS	NON SALARY	
GRANT RECEIVED		1,15,67,54,423
ACADEMIC RECEIPTS SCH 9 ANX	64,06,96,180	
INCOME FROM INVESTMENTS SCH 11 ANX	3,38,08,865	
INTEREST EARNED SCH 12 ANX	1,83,89,608	
OTHER INCOME SCH 13 ANX	89,99,68,630	
LESS: PROVISION SCH 13 ANX	68,06,24,382	
LESS: INTERNAL RECEIPTS TRF TO CAPITAL P & L	43,10,88,901	
LESS: REPAYMENT OF HEFA LOAN P & L	48,11,50,000	-
		1,15,67,54,423
ACADEMIC EXPENSES SCH 16 ANX	90,04,93,546	
LESS: SCHOLARSHIP SCH 16 ANX	71,76,85,939	
LESS: TRF TO P M RESEARCH SCH 16 ANX	3,97,32,120	
ADMINISTRATIVE EXPENSES SCH 17 ANX	40,09,98,592	
REPAIRS & MAINTENANCE SCH 19 ANX	45,03,12,558	
OTHER EXPENSES SCH 21 ANX	3,24,09,457	
FINANCE COSTS SCH 20 ANX	9,02,89,619	
LESS: TRF TO HEFA INT SCH 20 ANX	9,00,30,608	1,02,70,55,105
NET UTILIZATION OF REVENUE GRANT		12,96,99,318

INDIAN INSTITUTE OF TECHNOLOGY KANPUR
DETAILS OF UTILIZATION OF PROJECT GRANTS DURING THE FINANCIAL YEAR 2020-21

GRANT RECEIVED FROM GOVERNMENT OF INDIA	1,54,71,50,701.00	SCH A
GRANT RECEIVED FROM STATE GOVERNMENT	10,98,87,117.00	SCH B
GRANT RECEIVED FROM OTHER SOURCES INCLUDING TESTING FEES	1,27,47,30,577.00	SCH C
TOTAL GRANT RECEIVED	2,93,17,68,395.00	
OPENING BALANCE	3,00,20,07,048.00	SCH 7
OTHER INCOME	3,15,98,427.00	SCH D
FUNDS AVAILABLE	5,96,53,73,870.00	
FUNDS AVAILABLE AT CLOSING	3,07,40,71,173.53	SCH 7
FUNDS UTILISED	2,89,13,02,696.47	



BALANCE SHEET

PROJECT ACCOUNTS 2020-21

INDIAN INSTITUTE OF TECHNOLOGY, KANPUR
PROJECTS' ACCOUNT
BALANCE SHEET AS AT 31 MARCH 2021

(Amount-Rs)

LIABILITIES	SCH	CURRENT PERIOD 31.03.2021		PREVIOUS YEAR 31.03.2020	ASSETS	SCH	CURRENT PERIOD 31.03.2021		PREVIOUS YEAR 31.03.2020
1. CORPUS FUNDS					1. FIXED ASSETS	1			
Opening Balance as on 01.04.2020		2,27,00,22,950			Opening Balance as on 01.04.2020		2,25,34,42,172		
Add : Funds Capitalized during the year		71,09,85,208			Add : Current Year		71,09,85,208		
		2,98,10,08,158			Less: Asset of Prev Year adjustment		65,909		
Less : Equipment Written Off		41,72,634					2,96,43,61,471		
		2,97,68,35,524			Less : Equipments Written Off		41,72,634		
Add: Adjustment of prev yr depreciation		12,523			Add: Adjustment of previous years depreciation		12,523		
Less : Depreciation		38,19,87,845	2,59,48,60,202	2,27,00,22,950	Less : Depreciation		38,19,87,845	2,57,82,13,515	2,25,34,42,172
2. PROJECT BALANCES	7				2. INVESTMENT	2			
Credit Balances		3,52,89,81,738			Opening Balance as on 01.04.2020		2,08,40,00,000		
Debit Balances		-45,49,10,564	3,07,40,71,174	3,00,20,07,048	Add : During the Year		2,29,00,00,000		
							4,37,40,00,000		
3. TEMPORARY LOANS					Less : Encashed		2,72,50,00,000	1,64,90,00,000	2,08,40,00,000
From Main Accounts		-			3. RECEIVABLE FROM OTHER UNITS				
4. CAUTION MONEY PAYABLE					Receivable from Main Accounts		1,14,75,435	-	74,569
Opening Balance as on 01.04.2020		3,11,500			Receivable from Endowment		32,15,370	1,46,90,805	1,41,99,310
Less : Refunded during the year		-	3,11,500	3,11,500	4. PROJECT ADVANCES (NON-RECURRING)	3			
5. CURRENT LIABILITIES					Opening Balance as on 01.04.2020		12,34,62,403		
Sundry Creditors for Goods & Services			10,15,908	21,54,523	Less : Capitalised/Adjusted		9,05,83,807		
Salary Payable for March 2021			2,76,26,926	3,22,29,406	Add : Current Year Advances		4,28,79,604	7,57,58,200	12,34,62,403
GST Payable			59,91,666	13,42,664	5. PROJECT ADVANCES (RECURRING)	4			
Security Money Deposit			-	20,00,000	Opening Balance as on 01.04.2020		2,29,28,496		
Payable to Main A/c Project No 2014353			-		Less : Settled		1,71,29,376		
EMD			14,000		Add : Current Year Advances		57,99,120	1,03,49,649	2,29,28,496
6. AMOUNT PAYABLE TO PROVIDENT FUND ACCOUNT			1,13,862	-			45,50,529		
7. AMOUNT PAYABLE TO ACCOUNT III			23,55,895		6. LOAN TO SIDBI INCUBITIES				
AMOUNT PAYABLE TO MAIN ACCOUNT			1,20,000	1,20,000	Opening Balance as on 01.04.2020		96,55,941		
					Add : During the Year		-	96,55,941	96,55,941
					7. ADVANCES	5			
					HBA/Conveyance/Computer Advances		2,02,559		
					Festival Advances	6	-	2,02,559	62,752
					8. TRANSFERRED TO ENDOWMENT-PENSION CORPUS			86,90,287	86,90,287
					9. CASH & BANK BALANCES				
					State Bank of India		87,54,92,890	76,27,12,295	
					Union Bank of India		48,44,27,287	3,09,59,866	
TOTAL			5,70,64,81,133	5,31,01,88,091	TOTAL		5,70,64,81,133	5,31,01,88,091	



INDIAN INSTITUTE OF TECHNOLOGY, KANPUR
PROJECTS' ACCOUNT

INCOME AND EXPENDITURE ACCOUNT FOR YEAR ENDED ON 31 MARCH 2021

(Amount-Rs)

PARTICULARS	SCHEDULE	(Amount-Rs)	
		CURRENT YEAR 31.03.2021	PREVIOUS YEAR 31.03.2020
<u>INCOME</u>			
GRANT RECEIVED FROM GOVERNMENT OF INDIA	A	1,54,71,50,701	1,77,25,18,651
GRANT RECEIVED FROM STATE GOVERNMENT	B	10,98,87,117	7,84,51,229
GRANT RECEIVED FROM OTHER SOURCES INCLUDING TESTING FEES	C	1,27,47,30,577	1,50,34,77,006
OTHER INCOME	D	3,15,98,427	4,30,39,054
DEFERRED REVENUE INCOME (DEPRECIATION)	-	38,19,87,845	43,02,94,204
GRANT PROJECT NO 2018034 (DORA)			3,82,34,576
DEFERRED REVENUE INCOME (DEPRECIATION PROJECT NO 2018034)			2,15,61,827
TOTAL - A		3,34,53,54,667	3,88,75,76,547
<u>EXPENDITURE</u>			
ESTABLISHMENT AND ADMINISTRATIVE EXPENSES	E	1,81,47,823	2,02,94,420
CONSUMABLES - VARIOUS PROJECTS	F	2,14,75,22,296	1,44,26,78,273
REFUND TO AGENCIES	G	1,46,47,369	98,92,39,419
DEPRECIATION	-	38,19,87,845	43,02,94,204
EXPENDITURE PROJECT NO 2018034 (DORA)			1,66,72,750
DEPRECIATION (PROJECT NO 2018034)			2,15,61,827
TOTAL - B		2,56,23,05,333	2,92,07,40,893
BALANCE BEING EXCESS OF INCOME OVER EXPENDITURE (A-B)		78,30,49,334	96,68,35,654
TRANSFER TO CAPITAL FUND	H	71,09,85,208	52,72,69,251
TRANSFER TO GENERAL RESERVE		-	
BALANCE SURPLUS (DEFICIT) CARRIED TO PROJECT BALANCE		7,20,64,126	43,95,66,403

INDIAN INSTITUTE OF TECHNOLOGY, KANPUR
PROJECTS' ACCOUNT

RECEIPT AND PAYMENT ACCOUNT FOR YEAR ENDED ON 31 MARCH 2021

(Amount-Rs)

RECEIPTS	CURRENT YEAR 2020-21	PREVIOUS YEAR 2019-20	PAYMENTS	CURRENT YEAR 2020-21	PREVIOUS YEAR 2019-20
OPENING BALANCES			Establishment / Administrative Expenses	1,81,47,823	2,02,94,420
Cash & Bank Balances			Payment against funds for various Projects	2,34,04,82,335	1,53,36,51,642
Balance with SBI 10426002126	24,97,68,791	31,26,77,825	Advance against funds for various Projects	45,50,529	2,13,09,476
Balance with SBI 36880589812	44,50,40,152	16,33,05,568			
Balance with SBI 37201255346	3,74,89,735	92,58,031			
Balance with SBI 38252644968	6,47,688	10,032			
Balance with SBI 38156203354	13,65,109				
Balance with SBI 38368990543	2,83,92,370				
Balance with SBI 37174348003	8,450	6546	a) Purchase of Non Consumable Items	60,99,43,578	49,79,41,857
Balance with UBI 537201010019001	3,08,59,866	1,26,44,726	b) Payments for Non - Consumable (Adv)	4,19,30,421	8,96,66,605
Balance with UBI 537201010035329	1,00,000				
GRANTS RECEIVED			INVESTMENTS MADE	2,29,00,00,000	2,51,30,00,000
From Government of India	1,54,71,50,701	1,77,25,18,651	Loans/Advance to Staff	1,50,000	4,500
From State Government	10,98,87,117	7,84,51,229	Refund of Surplus Money to Agencies	1,46,47,369	98,92,39,419
From Other Sources including testing fees	1,27,66,69,546	1,49,41,12,312			
INVESTMENTS ENCASHED	2,72,50,00,000	2,42,60,00,000			
Refund of Staff Loans/Advances		72,944			
Refund / Consumables	10,34,805	55,05,696	TEMPORARY LOANS		
			To R&D	0	2,00,00,000
TEMPORARY LOANS			To Account - I	0	
From R&D		2,00,00,000			
From Account - I					
From Main A/c for Project No 2014353		1,20,000			

Pg:107




INDIAN INSTITUTE OF TECHNOLOGY, KANPUR
PROJECTS' ACCOUNT

RECEIPT AND PAYMENT ACCOUNT FOR YEAR ENDED ON 31 MARCH 2021

(Amount-Rs)

RECEIPTS	CURRENT YEAR 2020-21	PREVIOUS YEAR 2019-20	PAYMENTS	CURRENT YEAR 2020-21	PREVIOUS YEAR 2019-20
Bank to Bank / Cash to Bank	21,65,00,000	21,00,00,000	Bank to Bank / Cash to Bank	21,65,00,000	21,00,00,000
OTHER RECEIPTS			CLOSING BALANCES		
			Cash/Bank Balances		
Initiation Grant	3,15,98,427	4,30,39,054	Balance with SBI 10426002126	29,11,35,437	24,97,68,791
Deposit Back (NON-REC)	32,73,799	64,91,698	Balance with SBI 36880589812	52,51,07,663	44,50,40,152
Deposit Back (REC)	19,11,86,236	13,43,31,036	Balance with SBI 37201255346	3,94,07,904	3,74,89,735
Cancelled Cheques (NON-REC)	0		Balance with SBI 38252644968	2,91,215	6,47,688
Cancelled Cheques (REC)	2,99,440	2,34,732	Balance with SBI 38156203354	68,504	13,65,109
			Balance with SBI 38368990543	1,91,23,877	2,83,92,370
			Balance with SBI 39208799587	3,43,465	
			Balance with SBI 37174348003	14,825	8,450
			Balance with UBI 537201010019001	48,41,71,784	3,08,59,866
			Balance with UBI 537201010035329	2,55,503	1,00,000
TOTAL	6,89,62,72,232	6,68,87,80,080	TOTAL	6,89,62,72,232	6,68,87,80,080

0

0




INDIAN INSTITUTE OF TECHNOLOGY KANPUR
PROJECTS' ACCOUNT
CASH FLOW FOR THE YEAR ENDED 31st MARCH 2021

CASH FLOW FROM OPERATING ACTIVITIES

	Grants from Government of India	1,54,71,50,701
	Grants from State Government	10,98,87,117
	Grants from Other Sources including Testing Fees	1,27,66,69,546
	Deposit Back (Non-Recurring)	32,73,799
	Deposit Back (Recurring)	19,11,86,236
	Cancelled Cheques (Recurring)	2,99,440
	Receipts against Initiation Grant	3,15,98,427
	Refund / Consumables	10,34,805
		3,16,11,00,071
Less:	Establishment/ Administrative Expenses	1,81,47,823
	Payment made against funds for various Projects	2,34,04,82,335
	Advances made against funds for various Projects	45,50,529
	Purchase of Non-Consumable Items (Equipment, Furniture, Patents, Books, etc.)	60,99,43,578
	Payment for Non-Consumable (Advances)	4,19,30,421
	Loans/ Advances to Staff	1,50,000
	Refund of Surplus Money to Agencies	1,46,47,369
	Net Cash Flow from Operating Activities	13,12,48,016

CASH FLOW FROM INVESTING ACTIVITIES

	Cash Receipts	2,72,50,00,000
Less:	Cash Payments	2,29,00,00,000
	Net Cash Flow from Investing Activities	43,50,00,000

CASH FLOW FROM FINANCING ACTIVITIES

	Cash Receipts	
Less:	Cash Payments	
	Net Cash Flow from Financing Activities	-

NET INCREASE IN CASH

56,62,48,016

	Closing Cash Balance as on 31.03.2021	1,35,99,20,177
Less:	Opening Cash Balance as on 01.04.2020	79,36,72,161
	NET INCREASE IN CASH	56,62,48,016




INDIAN INSTITUTE OF TECHNOLOGY, KANPUR
PROJECTS' ACCOUNT

SCHEDULES FORMING PART OF BALANCE SHEET AS AT 31st MARCH 2019

SCHEDULE - 1

CAPITALIZATION OF ASSETS

Building	52,73,707
Computer & Peripherals	6,99,76,994
Scientific & Laboratory Equipments	41,84,79,079
General (Office) Equipments	6,14,18,047
Furniture & Fixtures	21,35,640
Library Books	5,75,876
Plant & Machinery	15,01,77,320
Software	29,48,545
Total	71,09,85,208

SCHEDULE - 2

INVESTMENTS

Opening Balance as at 01.04.2020	2,08,40,00,000
Add : Investment made as per Receipt & Payment	<u>2,29,00,00,000</u>
	4,37,40,00,000
Less : Investments Encashed During the year as per Receipt & Payment	<u>2,72,50,00,000</u>
INVESTMENTS AS AT 31.03.2021	<u>1,64,90,00,000</u>

INDIAN INSTITUTE OF TECHNOLOGY, KANPUR
PROJECTS' ACCOUNT

SCHEDULE - 3

PROJECT ADVANCES (NON-RECURRING)

Opening Balance as at 01.04.2020		12,34,62,403
Less : Capitalized During the year	9,01,53,039	
Less : Cheque Cancelled/Refund (advance)	4,30,768	
Less : Adjusted During the year		9,05,83,807
		3,28,78,596
Add : Current Year Advances-As per R&P		4,28,79,604
PROJECT ADVANCES AS AT 31.03.2021		7,57,58,200

<u>SUMMARY OF CAPITAL ADVANCES</u>				
YEAR	OP. 01.04.20	CHEQ CAN/REF	CAP. IN 19-20	CL BAL 31.03.21
2015-16 - PO	12,34,408	-	12,34,408	-
2016-17 - PI	25,000	20,000	-	5,000
2016-17 - PO	57,678	-		57,678
2017-18 - PO	82,76,725	-	97,766	81,78,959
2018-19 - PO	2,42,02,243		73,887	2,41,28,356
2019-20- PO	8,72,84,684		8,68,00,725	4,83,959
2019-20 - PI	23,81,921	4,10,768	19,46,253	24,900
2020-21 - PO				4,09,26,551
2020-21 - PI				19,53,053
	12,34,62,659	4,30,768	9,01,53,039	7,57,58,456
DIFF	256	-		256
TOTAL	12,34,62,403	4,30,768	9,01,53,039	7,57,58,200





INDIAN INSTITUTE OF TECHNOLOGY, KANPUR
PROJECTS' ACCOUNT

SCHEDULE - 4

ADVANCES TOWARDS RECURRING EXPENSES

Opening Balance as at 01.04.2020	2,29,28,496
Less : Adjusted During the year	<u>1,71,29,376</u>
	57,99,120
Add : Current Year Advances(given)	45,50,529
ADVANCES TOWARDS RECURRING EXPENSES AS AT 31.03.2021	<u>1,03,49,649</u>

INDIAN INSTITUTE OF TECHNOLOGY, KANPUR
PROJECTS' ACCOUNT

SCHEDULE - 5

HBA/CONVEYANCE/COMPUTER ADVANCES

Opening Balance as at 01.04.2020	60,052
Add : Opening Interest Accrued	-
	<u>60,052</u>
Less: Adjustments of Opening balance	-
	<u>60,052</u>
Add : During the year as per Receipt & Payment	1,50,000
	<u>2,10,052</u>
Less : Realised During the year as per Receipt & Payment	31,139
	1,78,913
Add: Accrued Interest on Computer Advance as on 31.03.2021	23,646
HBA/CONVEYANCE ADVANCES AS AT 31.03.2021	<u>2,02,559</u>

SCHEDULE - 6

FESTIVAL ADVANCE

Opening Balance as at 01.04.2020	2,700
Add : Adjustment Relating to P.Y.	-
	<u>2,700</u>
Add : During the year as per Receipt & Payment	
	<u>2,700</u>
Less : Realised During the year as per Receipt & Payment	2,700
FESTIVAL ADVANCE AS AT 31.03.2021	<u>-</u>

INDIAN INSTITUTE OF TECHNOLOGY, KANPUR
PROJECTS' ACCOUNT

SCHEDULE - 7
PROJECT BALANCES

Opening Balance as at 01.04.2020	3,00,20,07,048
Add : Excess of Income over Expenditure	<u>7,20,64,126</u>
CLOSING BALANCE AS AT 31.03.2021	<u>3,07,40,71,174</u>



INDIAN INSTITUTE OF TECHNOLOGY, KANPUR
PROJECTS' ACCOUNT

SCHEDULES FORMING PART OF INCOME AND EXPENDITURE ACCOUNT

SCHEDULE - A

GRANT RECEIVED FROM GOVERNMENT OF INDIA

As per Receipts & Payments	1,54,71,50,701	
Less : Initiation Grant Receivable	-	1,54,71,50,701

SCHEDULE - B

GRANT RECEIVED FROM STATE GOVERNMENT

As per Receipts & Payments	10,98,87,117	
Less : Cheques Cancelled	-	10,98,87,117

SCHEDULE - C

GRANT RECEIVED FROM OTHERS SOURCES INCLUDING TESTING

As per Receipt & Payment	1,27,66,69,546	
Less: Op. Receivable from Main Account and DORA	1,42,73,879	
Less:- Payable to Account III	23,55,895	
Add: Grant Receivable from DORA	32,15,370	
Add : Grant receivables from Main Account	1,14,75,435	
Add: Amount Payable to DORA	-	1,27,47,30,577

INDIAN INSTITUTE OF TECHNOLOGY, KANPUR
PROJECTS' ACCOUNT

SCHEDULE - D

OTHER INCOME

Initiation Grant

3,15,98,427

3,15,98,427

SCHEDULE - E

ESTABLISHMENT AND ADMINISTRATIVE EXPENSES

Total Expenditure in Project No. 9009

35,48,336

Total Expenditure in Project No. 20130118

24,91,839

Total Expenditure in Project No. 2018252

57,79,586

Total Expenditure in Project No. 2020160

62,22,025

Total Expenditure in Project No. 2020006

1,06,037

1,81,47,823

ESTABLISHMENT AND ADMINISTRATIVE EXPENSES FOR THE YEAR

1,81,47,823



INDIAN INSTITUTE OF TECHNOLOGY, KANPUR
PROJECTS' ACCOUNT

SCHEDULE - F

CONSUMABLES VARIOUS PROJECTS

As per Receipt & Payment	2,34,04,82,335
Add : Adjustment of Opening Recurring Advances	1,71,29,376
Add:- GST Payable	59,91,666
Add:- Staff adv recovered	33,839
Add: Payable to Provident Fund Account	1,13,862
Add: Recurring expenses included in non-recurring	2,50,505
Add: March 2020 salary payable	2,76,26,926
Add: Miscellaneous asset below Rs 2000 not to be Capitalised	14,910
Add:- Sundry Creditors for Goods & Services	10,15,908
Less : Refund - Consumables	10,34,805
Paid against opening creditors	21,54,523
Adjustment of fixed assets against clubbed purchase orders	1,08,55,742
Deposit Back - Recurring	19,11,86,236
Opening salary payable	3,22,29,406
Accrued Interest on staff advances	23,646
GST TDS on non recurring amount	51,65,924
TDS on non recurring amount	8,04,870
opening GST Payables	13,42,664
Transfer to EQUIP against Club Asset	39,775
Cancelled Cheques - Recurring	2,99,440
	<hr/>
	2,14,75,22,296



INDIAN INSTITUTE OF TECHNOLOGY, KANPUR
PROJECTS' ACCOUNT

SCHEDULE - G

REFUND TO AGENCIES

As per Receipt & Payment

1,46,47,369

Less : Cheques Cancelled - Grant Refund

-

1,46,47,369

SCHEDULE - H

TRANSFER TO CAPITAL FUND

Total Capitalization as per Schedule - 1

71,09,85,208



INDIAN INSTITUTE OF TECHNOLOGY, KANPUR
ACCOUNT - II
PROJECT BALANCE SUMMARY AS AT 31ST MARCH' 2021

SR NO.	CLOSING BALANCE		debit	credit		
CNF	19717422	19717422	-7610954	27328376	19717422	0
CON	164445405	164445405	-5266433	169711838	164445405	0
DON	-1672883	-1672883	-1749299	76416	-1672883	0
DPA	438014465	438014465	0	438014465	438014465	0
EMF	29738	29738	0	29738	29738	0
END	6589759	6589759	-1271020	7860779	6589759	0
EXF	6330997	6330997	-20000	6350997	6330997	0
FLW	77523407	77523407	-25263815	102787222	77523407	0
GNG	0	0	0	0	0	0
IMP	93702253	93702253	-3577867	97280120	93702253	0
INI	-8053943	-8053943	-9313975	1260032	-8053943	0
INS	9483856	9483856	-1138404	10622260	9483856	0
LDA	168089196	168089196	-267385	168356581	168089196	0
MIS	29142633	29142633	-40472134	69614767	29142633	0
OTH	72877028	72877028	-2323150	75200178	72877028	0
PA	139476	139476	0	139476	139476	0
PDA	168236745	168236745	-3513	168240258	168236745	0
RND	324197240	324197240	-11158073	335355313	324197240	0
SPO	1427182842	1427182842	-344770198	1771953040	1427182842	0
SPS	4835498	4835498	-469	4835967	4835498	0
SWS	25000	25000	0	25000	25000	0
TA	461193	461193	-32226	493419	461193	0
THM	116458	116458	-9094	125552	116458	0
TNR	9508682	9508682	-662555	10171237	9508682	0
TRF	42777281	42777281	0	42777281	42777281	0
TRO	267680	267680	0	267680	267680	0
TSF	3305068	3305068	0	3305068	3305068	0
SIA	2003215	2003215	0	2003215	2003215	0
DUM	14795463	14795463	0	14795463	14795463	0
	3074071174	3074071174	-454910564	3528981738		

Mi Son 

ANNEXURES

ANNEXURE -3A

ANNEXURE -3B

ANNEXURE -3C

INDIAN INSTITUTE OF TECHNOLOGY, KANPUR

ANNEXURE 'A' SPONSORED PROJECTS

SR NO	PROJECT NO.	AGENCY CODE	AGENCY NAME	NAME OF PROJECT	OPENING BALANCE		RECEIPTS/RECOVER	TOTAL	EXPENDITURE DURING THE YEAR	CLOSING BALANCE	
					DEBIT	CREDIT				DEBIT	CREDIT
1	2019284	ADA	AERONAUTICAL DEVELOPMENT AGENCY	Wind Tunnel Model Design, Fabrication And Testing Of A Flying Wing Configuration	-	26,95,652.00	8,58,711.00	35,54,363.00	37,95,174.00	2,40,811.00	-
2	2020153	ADA	AERONAUTICAL DEVELOPMENT AGENCY	Low Speed Wind Tunnel Test On Amca, "Air Intake Model"	-	-	43,43,333.00	43,43,333.00	11,26,020.00	-	32,17,313.00
3	20120302	ADA	AERONAUTICAL DEVELOPMENT AGENCY	Development Of Fluidic Thrust Vectoring Capability For Aura High Aspect Ration Fixed Nozzle	64,852.00	-	-	-64,852.00	-	64,852.00	-
4	2017023	ADA	AERONAUTICAL DEVELOPMENT AGENCY	Characteritron And Fluidic Thrust Vector Control Of Ghatak Elliptic Nozzle Model Fitted To Miniature Gas Turbine Engine	-	3,72,724.00	-	3,72,724.00	3,80,890.00	8,166.00	-
5	2018263	ADA	AERONAUTICAL DEVELOPMENT AGENCY	Flight Demonstration And Flight Data Collection For Latest Ghatak Configuration Irc 2.3 Rd	7,94,355.00	-	20,61,150.00	12,66,795.00	17,24,634.00	4,57,839.00	-
6	20090075	ADA	AERONAUTICAL DEVELOPMENT AGENCY	Development Of Hall Effect Based Speed & Position Sensors For Automobile Application	-	33,874.00	-	33,874.00	-	-	33,874.00
7	20100155	ADA	AERONAUTICAL DEVELOPMENT AGENCY	Study Of Flow Structures And Associated Acoustics In A Weapon Bay Cavity Using Les	3,65,846.00	-	-	-3,65,846.00	-	3,65,846.00	-
8	20100100	ADA	AERONAUTICAL DEVELOPMENT AGENCY	Mems Based Health Management System For Automotive Brake & Steering Sub-Systems	-	2,11,014.00	-	2,11,014.00	-	-	2,11,014.00
9	20080359	ADA	AERONAUTICAL DEVELOPMENT AGENCY	Mems Design Center, Iit Kanpur	24,878.00	-	-	-24,878.00	-	24,878.00	-
10	20110042	ADA	AERONAUTICAL DEVELOPMENT AGENCY	Miniaturized Polymeric Fluidic Pumps Based On Principle Of Peristalsis	61,958.00	-	-	-61,958.00	-	61,958.00	-
			ADA Total		13,11,889.00	33,13,264.00	72,63,194.00	92,64,569.00	70,26,718.00	12,24,350.00	34,62,201.00
1	20130087	ADE	AERONAUTICAL DEVELOPMENT ESTABLISHMENT	Rustom-ii Wind Tunnel Model Design, Fabrication & Testing	-	13,29,040.00	-	13,29,040.00	-	-	13,29,040.00
2	2018446	ADE	AERONAUTICAL DEVELOPMENT ESTABLISHMENT	Wind Tunnel Model Design, Fabrication & Testing Of Flying Wing Configuration	-	19,16,796.00	-	19,16,796.00	13,93,481.00	-	5,23,315.00
3	2016197	ADE	AERONAUTICAL DEVELOPMENT ESTABLISHMENT	Rustam-Ii (Ver 4.0 Configuration) Wind Tunnel Model, Design, Fabrication & Testing	-	66,11,155.00	69,88,062.00	1,35,99,217.00	-	-	1,35,99,217.00
4	2017101B	ADE	AERONAUTICAL DEVELOPMENT ESTABLISHMENT	Wind Tunnel Testing To Study Reynolds Number Effect Of Uav Airfoil (Sub Project - B) Nwtf Department	-	45,09,892.00	-	45,09,892.00	-	-	45,09,892.00
5	2019147	ADE	AERONAUTICAL DEVELOPMENT ESTABLISHMENT	Wind Tunnel Model Design, Fabrication & Testing Of Cruise Uav Variant	-	47,90,000.00	-	47,90,000.00	15,17,800.00	-	32,72,200.00
			ADE Total		-	1,91,56,883.00	69,88,062.00	2,61,44,945.00	29,11,281.00	-	2,32,33,664.00
1	2018234	ADRDE	AERIAL DELIVERY RESEARCH AND DEVELOPMENT ESTABLISHMENT	Wind Tunnel Study For Torpedo Model	-	-	34,000.00	34,000.00	16,600.00	-	17,400.00
2	2019086	ADRDE	AERIAL DELIVERY RESEARCH AND DEVELOPMENT ESTABLISHMENT	Experimental Investigation Of Aeodynamic Interference Of Parachute In Presence Of Crew Model	-	37,62,000.00	-	37,62,000.00	37,62,000.00	-	-
3	2019270	ADRDE	AERIAL DELIVERY RESEARCH AND DEVELOPMENT ESTABLISHMENT	Wind Tunnel Study Of Parachute For Directional Sonobuoy As Per Scope Of Work & Atp	-	1,65,000.00	-	1,65,000.00	-	-	1,65,000.00
4	2019283	ADRDE	AERIAL DELIVERY RESEARCH AND DEVELOPMENT ESTABLISHMENT	Experimental Investigation Of Aerodynamics Characteristics Of Parachute With And Without Torpedo	-	12,45,000.00	34,86,000.00	47,31,000.00	52,000.00	-	46,79,000.00
5	20030165	ADRDE	AERIAL DELIVERY RESEARCH AND DEVELOPMENT ESTABLISHMENT	Development Of Test Rig For Optimization Study Of Ram Air Parachutes At Nwtf, Iitkanpur	1,18,875.00	-	-	-1,18,875.00	-	1,18,875.00	-
6	20090040	ADRDE	AERIAL DELIVERY RESEARCH AND DEVELOPMENT ESTABLISHMENT	Fabrication Of Model Of 2000 Cum Aerostat For Wind Tunnel Testing.	-	2,21,862.00	-	2,21,862.00	-	-	2,21,862.00
7	20090041	ADRDE	AERIAL DELIVERY RESEARCH AND DEVELOPMENT ESTABLISHMENT	Model Design, Fabrication, Instrumentation & Inspection Of Round Canopy Parachute Model For Wind Tunnel Testing.	-	1,59,689.00	-	1,59,689.00	-	-	1,59,689.00
8	20090044	ADRDE	AERIAL DELIVERY RESEARCH AND DEVELOPMENT ESTABLISHMENT	Model Design, Fabrication, Instrumentation Of Recovery Capsule Model For Wind Tunnel Testing.	-	2,42,000.00	-	2,42,000.00	-	-	2,42,000.00
9	20130322	ADRDE	AERIAL DELIVERY RESEARCH AND DEVELOPMENT ESTABLISHMENT	Wind Tunnel Study Of Rotafoil Parachute	-	1,61,667.00	-	1,61,667.00	-	-	1,61,667.00
10	2016070	ADRDE	AERIAL DELIVERY RESEARCH AND DEVELOPMENT ESTABLISHMENT	Wt Testing Of The Fabricated Model For The Measurement Of Model Aerodynamics Forces And Moments And Hinge Moments On Model Control Surfaces	4,99,200.00	-	-	-4,99,200.00	-	4,99,200.00	-
			ADRDE Total		6,18,075.00	59,57,218.00	35,20,000.00	88,59,143.00	38,30,600.00	6,18,075.00	56,46,618.00
1	20130248	AICTE	ALL INDIA COUNCIL OF TECH EDU	Qip/Cdc Grants	-	24,15,561.00	-	24,15,561.00	28,72,907.00	4,57,346.00	-
2	96266	AICTE	ALL INDIA COUNCIL OF TECH EDU	Biomethanation In Advanced Hubrid Reactors	-	12,000.00	-	12,000.00	-	-	12,000.00

19	20070230	ARDB	AERONAUTICS R&D BOARD	A Study Of The Effects Of Wake Passing On Turbine Blade Film Cooling	-	2,25,511.00	-	2,25,511.00	-	-	2,25,511.00
20	2016381	ARDB	AERONAUTICS R&D BOARD	Experimental And Theoretical Investigation In Nano-Finishing Of Freeform/Sculptured Surfaces	8,39,547.00	-	15,05,312.00	6,65,765.00	6,65,009.00	-	756.00
21	2015436	ARDB	AERONAUTICS R&D BOARD	Stability Analysis Of Ring Shaped Understung Loads	44,165.00	-	-	-44,165.00	-	44,165.00	-
22	2020386	ARDB	AERONAUTICS R&D BOARD	Investigations Into Ternary Interdiffusion In Bond Coat Systems Of Beta(Ni,Pat)Al And (Ni,Ru)Al (Gtmap)	-	-	44,47,080.00	44,47,080.00	7,53,612.00	-	36,93,468.00
			ARDB Total		31,52,282.00	27,63,015.00	1,25,14,491.00	1,21,25,224.00	45,72,271.00	19,32,050.00	94,85,003.00
1	20070276	ARMREB	ARMAMENT RESEARCH BOARD	Development Of Magnetic Field Sensors Based On Metallic Multilayers With High Magnetoresistive Sensitivity	26,052.00	-	-	-26,052.00	-	26,052.00	-
			ARMREB Total		26,052.00	-	-	-26,052.00	-	26,052.00	-
1	2020314	ASTDYS	ASYMMETRIC TECHNOLOGIES DYSL AST KOLKATA	Miniature Pneumatic Recoil Management Mechanism For Micro Uav	-	-	13,98,600.00	13,98,600.00	7,17,081.00	-	6,81,519.00
			ASTDYS Total		-	-	13,98,600.00	13,98,600.00	7,17,081.00	-	6,81,519.00
1	20040211	ASTRAZ	ASTRAZENECA RESEARCH FOUNDATION INDIA	Synthesis Of'Small Molecule Heterocycle' Libraries On Solid Support	648.00	-	-	-648.00	-	648.00	-
			ASTRAZ Total		648.00	-	-	-648.00	-	648.00	-
1	2019336	AVHF	ALEXANDER VON HUMBOLDT FOUNDATION	Validating Remote Sensing Data With In-Situ Measurements For Improving Soil Moisture Estimates And Water Resource Management: Technology Demonstration From Lowlands And Highlands In India	-	3,69,861.00	4,31,621.00	8,01,482.00	51,647.00	-	7,49,835.00
			AVHF Total		-	3,69,861.00	4,31,621.00	8,01,482.00	51,647.00	-	7,49,835.00
1	2016384	BARC	BHABHA ATOMIC RESEARCH CENTRE	Studies Of Fire Propagation, Supression And Scavenging With Associated Thermal Hydraulic Aspects In Multiple Compartments	11,32,254.00	-	20,00,000.00	8,67,746.00	513.00	-	8,67,233.00
2	20120021	BARC	BHABHA ATOMIC RESEARCH CENTRE	Development Of A Low Cost Piv System	4,16,221.00	-	-	-4,16,221.00	-	4,16,221.00	-
3	2017253	BARC	BHABHA ATOMIC RESEARCH CENTRE	Development Of Background Oriented Schlieren (Bos) Technique For Density Measurement And Visualization In Buoyant Plumers	-	46,47,174.00	12,00,000.00	58,47,174.00	54,32,283.00	-	4,14,891.00
4	2015036	BARC	BHABHA ATOMIC RESEARCH CENTRE	Studies On Aerosol Behaviour Under Severe Accident Conditions In The Context Of Indian Nuclear Reactors By Setting Up Of National Aerosol Facility	22,83,006.00	-	1,80,62,240.00	1,57,79,234.00	1,16,82,178.00	-	40,97,056.00
5	20130260	BARC	BHABHA ATOMIC RESEARCH CENTRE	Fabrication Of Sensing Surfaces For Detection Of Uranium Ions	4,01,907.00	-	-	-4,01,907.00	-	4,01,907.00	-
6	2016244	BARC	BHABHA ATOMIC RESEARCH CENTRE	Investigations On Hybrid-Sulfur Cycle For Solar Thermochemical Hydrogen Generation	-	11.00	-	11.00	-	-	11.00
7	20110264	BARC	BHABHA ATOMIC RESEARCH CENTRE	Experimental Evaluation Of Strain Rate Effects On Nuclear Grade Concrete Mixes	-	80,439.00	-	80,439.00	80,439.00	-	-
8	20070303	BARC	BHABHA ATOMIC RESEARCH CENTRE	Nano Finishing Of Ultra High Speed Bearing	1.00	-	-	-1.00	-	1.00	-
9	20120195	BARC	BHABHA ATOMIC RESEARCH CENTRE	Fabrication Of Microchannels With Nanofinish On Ss304	5,12,961.00	-	8,01,009.00	2,88,048.00	5,34,847.00	2,46,799.00	-
10	2015209	BARC	BHABHA ATOMIC RESEARCH CENTRE	Studies On Heat Transfer During Condensation Of Steam-Hydrogen Mixtures Inside Closed Containments	8,86,538.00	-	9,12,938.00	26,400.00	26,400.00	-	-
			BARC Total		56,32,888.00	47,27,624.00	2,29,76,187.00	2,20,70,923.00	1,77,56,660.00	10,64,928.00	53,79,191.00
1	2020401	BBRF	BRAIN AND BEHAVIOR RESEARCH FOUNDATION	Nanoscope: A Novel Tool That Leverages Naturalistic Behaviors And Associated Neural And Physiological Responses In A Decision-Making Task To Establish Biomarkers For Depression	-	-	18,34,810.00	18,34,810.00	-	-	18,34,810.00
			BBRF Total		-	-	18,34,810.00	18,34,810.00	-	-	18,34,810.00
1	20070229	BCD	BRITISH COUNCIL DIVISION, NEW DELHI	Transceiver Chip For The Next Generation Of Networks In Telecommunication	4,13,477.00	-	-	-4,13,477.00	-	4,13,477.00	-
			BCD Total		4,13,477.00	-	-	-4,13,477.00	-	4,13,477.00	-
1	2016132	BDMC	BERKELEY DEVICE MODELING CENTER(BDMC)	Modeling Of Advanced Bulk And Soi Mosfets	-	1,44,827.00	-	1,44,827.00	1,44,827.00	-	-
			BDMC Total		-	1,44,827.00	-	1,44,827.00	1,44,827.00	-	-
1	2018353	BEL	BHARAT ELECTRONICS LIMITED	Software Design For Autonomous Quadrotor	15,41,128.00	-	-	-15,41,128.00	-	15,41,128.00	-
2	2018443	BEL	BHARAT ELECTRONICS LIMITED	Nano Uavs (Like Insect Copter) For Video Capture	13,24,211.00	-	79.00	-13,24,132.00	1,36,817.00	14,60,949.00	-
3	2018464	BEL	BHARAT ELECTRONICS LIMITED	Mechanical Design, Development And Control Of A Serial Six Axis Manipulator Arm For Intelligence And Complex Manipulation Tasks	1,07,624.00	-	-	-1,07,624.00	12,43,490.00	13,51,114.00	-
			BEL Total		29,72,963.00	-	79.00	-29,72,884.00	13,80,307.00	43,53,191.00	-
1	20050263	BELL	BELL LABS FELLOWSHIP SCHEME INDIA	Bell Labs Fellowship Scheme	-	6,37,500.00	-	6,37,500.00	-	-	6,37,500.00

		BELL Total			-	6,37,500.00	-	6,37,500.00	-	-	6,37,500.00
1	2020306	BEML	BEML LIMITED	Design And Develop Indigenous Tactical Uav Wioth Maximum Local Content Through Collaboration Between The Parties	-	-	1,15,11,600.00	1,15,11,600.00	1,838.00	-	1,15,09,762.00
		BEML Total			-	-	1,15,11,600.00	1,15,11,600.00	1,838.00	-	1,15,09,762.00
1	2020265	BIRAC	BIOTECHNOLOGY INDUSTRY RESEARCH ASSISTANCE COUNCIL	Design Development And Bio-Signal Enabled Control Of A Robotic Wheelchair For Motor-Disabled And Early Care	-	-	12,58,800.00	12,58,800.00	2,31,833.00	-	10,26,967.00
2	2019272	BIRAC	BIOTECHNOLOGY INDUSTRY RESEARCH ASSISTANCE COUNCIL	Emi/Emc And Electrical Safety Testing Facility, Iit Kanpur	-	7,20,85,639.00	15,164.00	7,21,00,803.00	24,21,326.00	-	6,96,79,477.00
3	2019246	BIRAC	BIOTECHNOLOGY INDUSTRY RESEARCH ASSISTANCE COUNCIL	Establishment Of A State-Of-The-Art Facility For Design And Fabrication Of Medical Devices And Equipment With In House Quality Control System For Cultivating A Local Production Hub Of Medical Grade Te	-	2,24,18,816.00	12,916.00	2,24,31,732.00	1,72,76,080.00	-	51,55,652.00
4	2016353	BIRAC	BIOTECHNOLOGY INDUSTRY RESEARCH ASSISTANCE COUNCIL	Development Of Portable Device Based On Polarized Fluorescence For Detection Of Cervical Pre-Cancer.	-	51,614.00	-	51,614.00	-	-	51,614.00
5	20120328	BIRAC	BIOTECHNOLOGY INDUSTRY RESEARCH ASSISTANCE COUNCIL	Bio-Incubator Facility At Sidbi Innovation & Incubation Centre	79,225.00	-	-	-79,225.00	-	79,225.00	-
6	2017354	BIRAC	BIOTECHNOLOGY INDUSTRY RESEARCH ASSISTANCE COUNCIL	Bio Nest - (Birac)	8,06,385.00	-	78,68,511.00	70,62,126.00	13,19,831.00	-	57,42,295.00
7	2017355	BIRAC	BIOTECHNOLOGY INDUSTRY RESEARCH ASSISTANCE COUNCIL	Birac - Seed Fund Gla	-	16,88,637.00	96,822.00	17,85,459.00	17,85,459.00	-	-
8	2017356	BIRAC	BIOTECHNOLOGY INDUSTRY RESEARCH ASSISTANCE COUNCIL	(Big) Biotechnology Ignition Grant	-	2,38,15,225.00	10,18,078.00	2,48,33,303.00	2,48,29,975.00	-	3,328.00
		BIRAC Total			8,85,610.00	12,00,59,931.00	1,02,70,291.00	12,94,44,612.00	4,78,64,504.00	79,225.00	8,16,59,333.00
1	2019108	BMGF	BILL AND MELINDA GATES FOUNDATION AND TAT TRUSTS	India Agritech Incubation Network (Iain)	-	1,93,12,089.00	4,33,629.00	1,97,45,718.00	1,76,56,926.00	-	20,88,792.00
		BMGF Total			-	1,93,12,089.00	4,33,629.00	1,97,45,718.00	1,76,56,926.00	-	20,88,792.00
1	2014249	BOEING	BOEING	Active Flow Control High Lift Study- Year 1	-	44,424.00	-	44,424.00	44,424.00	-	-
2	2017097	BOEING	BOEING	Computational Studies Of Plasma Treated Polymers	-	91,564.00	-	91,564.00	1,00,400.00	-	8,836.00
3	2018260	BOEING	BOEING	Joining Of Thermoplastic And Thermoset Composite	5,42,755.00	-	-	-5,42,755.00	-	5,42,755.00	-
4	20080273	BOEING	BOEING	Design And Development Of An Autonomous Vehicle	-	99,905.00	11,34,680.00	12,34,585.00	8,13,102.00	-	4,21,483.00
5	20110129	BOEING	BOEING	Investigation Into The Thermo-Oxidative And Mechanical Response Of Commercial Polyimide Resins And Polyimide Nano-Composites For Aerospace Application	-	2,532.00	-	2,532.00	-	-	2,532.00
6	2016081	BOEING	BOEING	Additive Manufacturing Of Functionally Engineered Materials	-	49,98,524.00	-	49,98,524.00	17,20,164.00	-	32,78,360.00
7	20120165	BOEING	BOEING	High Lift Aerodynamics Project Year-4	-	549.00	-	549.00	-	-	549.00
		BOEING Total			5,42,755.00	52,37,498.00	11,34,680.00	58,29,423.00	26,78,090.00	5,51,591.00	37,02,924.00
1	20090116	BRFST	BOARD OF RESEARCH IN FUSION SCIENCE & TECHNOLOGY	Development Of Tomographic Code For Image Reconstruction From Visible Radiation From Aditya And Sst-1 Tokamak Plasma	43,333.00	-	-	-43,333.00	-	43,333.00	-
		BRFST Total			43,333.00	-	-	-43,333.00	-	43,333.00	-
1	2019370	BRNS	BOARD OF RESEARCH IN NUCLEAR SCIENCES	Development Of Impurity Transport Code For Aditya-U Tokamak At Ipr Gandhinagar	-	11,19,517.00	-	11,19,517.00	11,48,219.00	28,702.00	-
2	20060117	BRNS	BOARD OF RESEARCH IN NUCLEAR SCIENCES	The Role Of Ubiquitin-Proteasome Dysfunction In Lafor Disease (Ld)-Understanding The Molecular Function Of Ld Gene Product Malin -A Putative Ubiquitin Ligase	-	500.00	-	500.00	-	-	500.00
3	20130276	BRNS	BOARD OF RESEARCH IN NUCLEAR SCIENCES	Ground Response Analysis Of Soils From North India Considering Soil Strain	-	2,92,080.00	-	2,92,080.00	-	-	2,92,080.00
4	2018050	BRNS	BOARD OF RESEARCH IN NUCLEAR SCIENCES	A Study Of Time Effects On Behavior Of Pile-Raft Foundations	-	3,08,589.00	13,26,154.00	16,34,743.00	10,31,087.00	-	6,03,656.00
5	2015035	BRNS	BOARD OF RESEARCH IN NUCLEAR SCIENCES	Studies On Aerosol Behavior Under Severe Accident Conditions In The Context Of Indian Nuclear Reactor By Setting Up Of National Aerosol Facility	2,25,087.00	-	-	-2,25,087.00	1,74,200.00	3,99,287.00	-
6	20130251	BRNS	BOARD OF RESEARCH IN NUCLEAR SCIENCES	Dynamic Response Of Foundation Components Through Full Scale Field Tests	1,76,120.00	-	-	-1,76,120.00	-	1,76,120.00	-
7	20130279	BRNS	BOARD OF RESEARCH IN NUCLEAR SCIENCES	Removal Of Antimony And Uranium Using Functionalized Novel Carbon Nano Materials	-	1,69,898.00	-	1,69,898.00	-	-	1,69,898.00
8	20110115	BRNS	BOARD OF RESEARCH IN NUCLEAR SCIENCES	Low Temperature Catalytic Ozone Decomposition	1,44,539.00	-	-	-1,44,539.00	-	1,44,539.00	-

9	20110028	BRNS	BOARD OF RESEARCH IN NUCLEAR SCIENCES	Extraction Of Metal Ions Using Ligand Assisted Supercritical Co2 And Ionic Liquids	14,328.00	-	-	-14,328.00	-	14,328.00	-
10	2016057	BRNS	BOARD OF RESEARCH IN NUCLEAR SCIENCES	Modeling Validation And Application Of Ligand Coated Soft Materials For Adsorptive Separation Of Gd+3 And Uo2+2 Ions	71,855.00	-	-	-71,855.00	-	71,855.00	-
11	20100224	BRNS	BOARD OF RESEARCH IN NUCLEAR SCIENCES	Real Time Determination Of The Electronic And Structural Dynamics In Molecules By Ultrafast Spectroscopy	1,09,273.00	-	-	-1,09,273.00	-	1,09,273.00	-
12	20130076	BRNS	BOARD OF RESEARCH IN NUCLEAR SCIENCES	Non-Noble Complexes As Proton Reduction Catalysts Comprising Bioinspired Proton Relays	-	44,817.00	-	44,817.00	-	-	44,817.00
13	2014118	BRNS	BOARD OF RESEARCH IN NUCLEAR SCIENCES	Development Of Novel Fluorination Reactions Employing Fluoride Ion As The Fluorine Source	-	16,797.00	-	16,797.00	-	-	16,797.00
14	2014110	BRNS	BOARD OF RESEARCH IN NUCLEAR SCIENCES	Synthesis, Structure And Properties Of Half-Sandwich Metal Alkylidene And Related Complexes And Their Application In Catalysis	4,68,626.00	-	-	-4,68,626.00	-	4,68,626.00	-
15	20130053	BRNS	BOARD OF RESEARCH IN NUCLEAR SCIENCES	Improving Coverage Of Test-Suites Via Automatic Test-Case Generation	-	14,989.00	-	14,989.00	-	-	14,989.00
16	20040087	BRNS	BOARD OF RESEARCH IN NUCLEAR SCIENCES	Development Of A Mixed Reality Feedback System For Enhanced Teleoperation	-	4,951.00	-	4,951.00	-	-	4,951.00
17	20120182	BRNS	BOARD OF RESEARCH IN NUCLEAR SCIENCES	Spatio-Temporal Face Recognition Using Key-Frames In Video For Surveillance	-	79,898.00	-	79,898.00	-	-	79,898.00
18	20090033	BRNS	BOARD OF RESEARCH IN NUCLEAR SCIENCES	Analysis Of Gas Injection System And Gas Heavy Metal Separation System Target For Accelerator Driven System	1,21,016.00	-	-	-1,21,016.00	-	1,21,016.00	-
19	20030311	BRNS	BOARD OF RESEARCH IN NUCLEAR SCIENCES	Computational And Experimental Investigations Of Gaseous Mixing In A Tubular Reactor	1,81,860.00	-	-	-1,81,860.00	-	1,81,860.00	-
20	2014327	BRNS	BOARD OF RESEARCH IN NUCLEAR SCIENCES	Local Heat Transfer Coefficient During Film Condensation Of Steam Hydrogen Mixtures	-	3,27,263.00	-	3,27,263.00	-	-	3,27,263.00
21	20130126	BRNS	BOARD OF RESEARCH IN NUCLEAR SCIENCES	Development Of A General Purpose Cfd Solver Over A Hybrid Unstructured Grid	-	1,77,840.00	-	1,77,840.00	-	-	1,77,840.00
22	2020191	BRNS	BOARD OF RESEARCH IN NUCLEAR SCIENCES	Accelerating Screening And Repurposing Of Drugs For The Sars-Cov-2 Virus Using Artificial Intelligence	-	-	21,50,000.00	21,50,000.00	1,50,000.00	-	20,00,000.00
23	20120186	BRNS	BOARD OF RESEARCH IN NUCLEAR SCIENCES	Development Of Nb-Based High Strength Ultrafine In-Situ Composites For High Temperature Application	5,16,791.00	-	-	-5,16,791.00	-	5,16,791.00	-
24	2014370	BRNS	BOARD OF RESEARCH IN NUCLEAR SCIENCES	Development Of Advanced Carbon/Carbon Composites With Carbon Nanotube Reinforced Carbon Fibre: Micro Structural Analysis And Co Relation With Mechanical Properties	88,269.00	-	-	-88,269.00	-	88,269.00	-
25	20070221	BRNS	BOARD OF RESEARCH IN NUCLEAR SCIENCES	Synthesis And Investigation Of Yp- Based Strongly Correlated Electron Systems	60,359.00	-	-	-60,359.00	-	60,359.00	-
26	2017029	BRNS	BOARD OF RESEARCH IN NUCLEAR SCIENCES	Low Temperature Atmospheric Pressure Micro-Plasmas: Physics And Applications	50,202.00	-	98,208.00	48,006.00	93,083.00	45,077.00	-
27	20060276	BRNS	BOARD OF RESEARCH IN NUCLEAR SCIENCES	Laser Heated pedestal Growth Of Crystalline Rf3+:Yag For Dosimetry	-	2,65,736.00	-	2,65,736.00	-	-	2,65,736.00
			BRNS Total		22,28,325.00	28,22,875.00	35,74,362.00	41,68,912.00	25,96,589.00	24,26,102.00	39,98,425.00
1	20120128	BSDMA	BIHAR STATE DISASTER MANAGEMENT	Flood Disaster And Management Indian Scenario	565.00	-	-	-565.00	-	565.00	-
			BSDMA Total		565.00			-565.00		565.00	
1	20080033	BSNL	BHARAT SANCHAR NIGAM LIMITED	Bsnl Telecom Centre Of Excellence	-	1,12,739.00	-	1,12,739.00	-	-	1,12,739.00
			BSNL Total			1,12,739.00		1,12,739.00			1,12,739.00
1	2019423	CDAC	CENTRE FOR DEVELOPMENT OF ADVANCED COMPUTING	Linear Scaling Dft	-	36,52,388.00	-	36,52,388.00	21,29,539.00	-	15,22,849.00
2	20060201	CDAC	CENTRE FOR DEVELOPMENT OF ADVANCED COMPUTING	Development Of Project Of Rfid Technologies And Setting Up Of Preparatory Frame Work Of Epc Global Accredited Auto Lab	-	3,07,730.00	-	3,07,730.00	-	-	3,07,730.00
3	2020415	CDAC	CENTRE FOR DEVELOPMENT OF ADVANCED COMPUTING	Param Sanganak	-	-	3,72,27,646.00	3,72,27,646.00	-	-	3,72,27,646.00
4	20050208	CDAC	CENTRE FOR DEVELOPMENT OF ADVANCED COMPUTING	Application Module For Full Spectrum Simulator	53,557.00	-	-	-53,557.00	-	53,557.00	-
5	2019328	CDAC	CENTRE FOR DEVELOPMENT OF ADVANCED COMPUTING	Multiscale Microstructure Simulation And Modelling	-	44,47,652.00	-	44,47,652.00	6,88,657.00	-	37,58,995.00
			CDAC Total		53,557.00	84,07,770.00	3,72,27,646.00	4,55,81,859.00	28,18,196.00	53,557.00	4,28,17,220.00
1	20120343	CDRI	CSIR-CENTRAL DRUG RESEARCH INSTITUTE	Helicenes And Their Importance As Applied To Biological Activity	-	857.00	-	857.00	-	-	857.00
2	20120105	CDRI	CSIR-CENTRAL DRUG RESEARCH INSTITUTE	Synthesis Of Highly Substituted Indole Derivatives	-	609.00	-	609.00	-	-	609.00

		CDRI Total			-	1,466.00	-	1,466.00	-	-	1,466.00
1	2015364	CEAT	CEAT LIMITED	Study Of Tire Noise & Vibrations	-	2,37,592.00	450.00	2,38,042.00	2,38,042.00	-	-
2	2020032	CEAT	CEAT LIMITED	Tire Modeling And Testing	-	-	14,58,150.00	14,58,150.00	2,38,217.00	-	12,19,933.00
		CEAT Total			-	2,37,592.00	14,58,600.00	16,96,192.00	4,76,259.00	-	12,19,933.00
1	2015159	CEERI	CEERI PILANI	Smdp-C2sd	-	1,18,799.00	-	1,18,799.00	-	-	1,18,799.00
		CEERI Total			-	1,18,799.00	-	1,18,799.00	-	-	1,18,799.00
1	2017015	CEFIPR	CENTRE FRANCO INDIEN POPURLA PROMOTION LE LA RECHERCHE AVANCEE	Bifunctional Catalysts For Cooperative C-H Bond Cleavage Via Intramolecular Deprotonation Toward Direct Functionalizations Of Alkanes	1,02,404.00	-	-	-1,02,404.00	-	1,02,404.00	-
2	2017211	CEFIPR	CENTRE FRANCO INDIEN POPURLA PROMOTION LE LA RECHERCHE AVANCEE	Novel Chiral First Row Transition Metal Complexes For Asymmetric Catalysis Via Activation Of Inert C-H And C-Heteroatom Bonds	11,54,279.00	-	-	-11,54,279.00	7,41,228.00	18,95,507.00	-
		CEFIPR Total			12,56,683.00	-	-	-12,56,683.00	7,41,228.00	19,97,911.00	-
1	2016472	CEP	CHAIN ELECTRONICS PVT. LTD.	Ppp Mode Industry Projects (Prototype Development Fund)	-	4,64,498.00	-	4,64,498.00	-	-	4,64,498.00
		CEP Total			-	4,64,498.00	-	4,64,498.00	-	-	4,64,498.00
1	2017415	CGBMS	CENTRE FOR GANGA RIVER BASIN MANAGEMENT AND STUDIES	Gganga Service Centre	11,25,586.00	-	19,13,996.00	7,88,410.00	11,60,024.00	3,71,614.00	-
		CGBMS Total			11,25,586.00	-	19,13,996.00	7,88,410.00	11,60,024.00	3,71,614.00	-
1	2020416	CGMFP	CHHATTISGARH STATE MINOR FOREST PRODUCE CO-OPERATIVE FEDERATION LTD	Extraction And Commercial Application Of Lac: An Integrated Solution [Main Project]	-	-	-	-	600.00	600.00	-
		CGMFP Total			-	-	-	-	600.00	600.00	-
1	20030238	CHIPS	CHIPS, CHATTISGARH	Computer Aided Design For Furnishing (Wearing Design)	-	6,382.00	-	6,382.00	-	-	6,382.00
		CHIPS Total			-	6,382.00	-	6,382.00	-	-	6,382.00
1	2017496	CMC	COMPACT MODEL COALITION	Asm-Gan-Hemt	-	2,63,506.00	27,28,539.00	29,92,045.00	23,14,678.00	-	6,77,367.00
		CMC Total			-	2,63,506.00	27,28,539.00	29,92,045.00	23,14,678.00	-	6,77,367.00
1	2020391	CNA	CITIBANK NATIONAL ASSOCIATION	Citi Social Innovation Lab	-	-	-	-	4,13,431.00	4,13,431.00	-
		CNA Total			-	-	-	-	4,13,431.00	4,13,431.00	-
1	2018468D	CPCB	CENTRAL POLLUTION CONTROL BOARD	Delhi Air Quality Experiment:A Paradigm Shift In Source Apportionment; lit-M And Hisar Part	75,780.00	-	5,14,800.00	4,39,020.00	2,19,964.00	-	2,19,056.00
2	2018468	CPCB	CENTRAL POLLUTION CONTROL BOARD	Delhi Air Quality Experiment: A Paradigm Shift In Source Apportionment	-	2,06,00,416.00	-1,25,81,058.00	80,19,358.00	8,03,424.00	-	72,15,934.00
3	2018468A	CPCB	CENTRAL POLLUTION CONTROL BOARD	Delhi Air Quality Experiment:A Paradigm Shift In Source Apportionment (lit Kanpur Part)	87,37,886.00	-	89,08,121.00	1,70,235.00	36,15,475.00	34,45,240.00	-
4	2018468B	CPCB	CENTRAL POLLUTION CONTROL BOARD	Xact 625i Ambient Metals Monitoring Systems	1,59,24,173.00	-	95,96,317.00	-63,27,856.00	4,071.00	63,31,927.00	-
5	2018468C	CPCB	CENTRAL POLLUTION CONTROL BOARD	Delhi Air Quality Experiment:A Paradigm Shift In Source Apportionment (Part C: Prl Part)	46,25,512.00	-	46,10,430.00	-15,082.00	13,70,105.00	13,85,187.00	-
		CPCB Total			2,93,63,351.00	2,06,00,416.00	1,10,48,610.00	22,85,675.00	60,13,039.00	1,11,62,354.00	74,34,990.00
1	20000253	CPCBCE	CPCB CENTRAL POLLU.CONT.BOARD	Stack Height Regulations: A State-Of-Art Review Through Computer Simulations And Development Of Spatially Meaningful Regulations	-	1,957.00	-	1,957.00	-	-	1,957.00
		CPCBCE Total			-	1,957.00	-	1,957.00	-	-	1,957.00
1	20020187	CPRI	CENTRAL POWER RESEARCH INSTITUTE	Design And Development Of Remote Terminal Unit Suitable For Outdoor Operation	-	97,558.00	-	97,558.00	-	-	97,558.00
2	2016101	CPRI	CENTRAL POWER RESEARCH INSTITUTE	Development Of Control Strategies For Grid Connected Pv System Utilizing The Mppt And Reactive Power Capability	-	2,65,486.00	-	2,65,486.00	-	-	2,65,486.00
3	2019107	CPRI	CENTRAL POWER RESEARCH INSTITUTE	Thermoelectric Power Generator For Clean Energy Generation By Recycling Waste Heat Generated In Power Plant	-	11,92,283.00	6,60,000.00	18,52,283.00	14,79,939.00	-	3,72,344.00
		CPRI Total			-	15,55,327.00	6,60,000.00	22,15,327.00	14,79,939.00	-	7,35,388.00
1	20100280	CRISIS	CENTER FOR REMOTE SENSING OF ICE SHEETS	Analysis Of Wideband Printed Dipole Antennas	-	1,711.00	-	1,711.00	-	-	1,711.00
		CRISIS Total			-	1,711.00	-	1,711.00	-	-	1,711.00
1	2019212	CSIR	COUNCIL OF SC.& IND. RESEARCH	Discovery Of Ligand-Induced Trafficking And Signaling Bias At The Human Complement C5ar1,A G Protein-Coupled Receptor Involved In Sepsis And Inflammation	2,62,170.00	-	9,49,215.00	6,87,045.00	11,66,132.00	4,79,087.00	-
2	2015195	CSIR	COUNCIL OF SC.& IND. RESEARCH	Uncovering The Roles Fat-Dachsous-Four-Jointed Cell Polarity Signaling Systems In Epithelial Wound Healing In Drosophila	79,237.00	-	-	-79,237.00	-	79,237.00	-
3	20080279	CSIR	COUNCIL OF SC.& IND. RESEARCH	Molecular Imprinting Of Endocrine Disruptors In Sol-Gel For Environmental Sensor Applications	18,444.00	-	-	-18,444.00	-	18,444.00	-

4	20070193	CSIR	COUNCIL OF SC. & IND. RESEARCH	Identification Of The Molecular Mechanisms That Determine The Foveal Region In The Vertebrate Retina	25,746.00	-	-	-25,746.00	-	25,746.00	-
5	20060198	CSIR	COUNCIL OF SC. & IND. RESEARCH	Effect Of Transverse Reinforcement Detailing On Confinement Of Reinforced Concrete Columns	78,552.00	-	-	-78,552.00	-	78,552.00	-
6	20070046	CSIR	COUNCIL OF SC. & IND. RESEARCH	Treatment Of Wastewater Containing Azo-Dyes By Ozonation And Aerobic Biodegradation	-	3,32,000.00	-	3,32,000.00	-	-	3,32,000.00
7	20080362	CSIR	COUNCIL OF SC. & IND. RESEARCH	Aluminium Shear-Links For Passive Control Of Seismic Response Of Truss Moments Frames	2,10,108.00	-	-	-2,10,108.00	-	2,10,108.00	-
8	2017164	CSIR	COUNCIL OF SC. & IND. RESEARCH	Low Cost Vibration Screening Technique For Machine Excitation In Built-Up Area Using Bamboos	12,126.00	-	-	-12,126.00	-	12,126.00	-
9	2017169	CSIR	COUNCIL OF SC. & IND. RESEARCH	An Experimental And Numerical Assessment Of Indian Crushable Sands Under Cyclic Loading	-	1,97,428.00	-	1,97,428.00	4,000.00	-	1,93,428.00
10	2019199	CSIR	COUNCIL OF SC. & IND. RESEARCH	Structural Control Using Tuned Liquid Dampers: An Investigation Through Real-Time Hybrid Simulation	1,01,405.00	-	10,90,000.00	9,88,595.00	2,90,000.00	-	6,98,595.00
11	20060259	CSIR	COUNCIL OF SC. & IND. RESEARCH	A Combined Approach To Diagnose Cervical And Oral Cancer Using Polarized Raman Intrinsic Fluorescence Spectroscopy	1,86,238.00	-	-	-1,86,238.00	-	1,86,238.00	-
12	20080294	CSIR	COUNCIL OF SC. & IND. RESEARCH	Investigation On The Crystalline Fibers Of Linbo3 Grown By Laser Heated Pedestal Growth Technique	29,057.00	-	-	-29,057.00	-	29,057.00	-
13	2015222	CSIR	COUNCIL OF SC. & IND. RESEARCH	Removal Of Volatile Organic Carbon By Functionalized Carbon Nano Composites	-	2,851.00	-	2,851.00	-	-	2,851.00
14	20090006	CSIR	COUNCIL OF SC. & IND. RESEARCH	Mechanism Of Mobilization Of Arsenic Into The Ground Waters Of Kanpur District And Removal Of Arsenic Using Chitosan Coated Sand	17,296.00	-	-	-17,296.00	-	17,296.00	-
15	20010260	CSIR	COUNCIL OF SC. & IND. RESEARCH	Degradation Of Polymer Through Heterogenous Catalytic Depolymerization In Presence Of Molecular Oxygen	15,586.00	-	-	-15,586.00	-	15,586.00	-
16	20080055	CSIR	COUNCIL OF SC. & IND. RESEARCH	Promotional Effect Of Molybdenum And Chromium Oxide On Supported Vanadia Catalysts For The Propane Odh Reaction	94,368.00	-	-	-94,368.00	-	94,368.00	-
17	20130242	CSIR	COUNCIL OF SC. & IND. RESEARCH	Effect Of Iron In Supported & Unsupported Nickel Iron & Cobalt Iron Bimetallic Catalysts	-	86,500.00	-	86,500.00	-	-	86,500.00
18	2014382	CSIR	COUNCIL OF SC. & IND. RESEARCH	Synthesis Of Pv A-Starch Polymeric Composite With Metal Nanoparticles-Dispersed Carbon Micro/Nanofibres For Seed Germination And Plant Growth Applications	1,66,332.00	-	-	-1,66,332.00	-	1,66,332.00	-
19	2018145	CSIR	COUNCIL OF SC. & IND. RESEARCH	Target Specific Dual Modal Ima	-	298.00	-	298.00	-	-	298.00
20	20040234	CSIR	COUNCIL OF SC. & IND. RESEARCH	Coenzyme B12 Related Cobaloximes With Substituted Diphenylgloxime: Synthesis Characterisation Co-C Bond Reactivity And Cis Influence Studies.	1,185.00	-	-	-1,185.00	-	1,185.00	-
21	20030345	CSIR	COUNCIL OF SC. & IND. RESEARCH	Chiral Synthesis Of Useful Natural Products And Synthons And Development Of Asymmetric Synthetic Methods Using Carbohydrate Based Catalysts	-	7.00	-	7.00	-	-	7.00
22	20010258	CSIR	COUNCIL OF SC. & IND. RESEARCH	Esso-Ferrocenyl Porphyrins And Expanded Porphyrins: New Generation Electrocin Materials	2,05,178.00	-	-	-2,05,178.00	-	2,05,178.00	-
23	20070030	CSIR	COUNCIL OF SC. & IND. RESEARCH	Synthesis Of Pyridine And Carboxylate-Donor Ligands And Their Metal Coordination	17,086.00	-	17,086.00	-	-	-	-
24	20100096	CSIR	COUNCIL OF SC. & IND. RESEARCH	Application Of Silylmethyl-Substituted Small Ring Compounds In Asymmetric Catalysis & Organic Synthesis	3,89,817.00	-	-	-3,89,817.00	-	3,89,817.00	-
25	20070058	CSIR	COUNCIL OF SC. & IND. RESEARCH	Development Of New Methods For Synthesis Of 2-Substitued Cyclobutanone And Chiral Cyclopropanol	-	99,072.00	-	99,072.00	-	-	99,072.00
26	20110030	CSIR	COUNCIL OF SC. & IND. RESEARCH	Csir Ssb Award	5,25,000.00	-	-	-5,25,000.00	1,80,000.00	7,05,000.00	-
27	20080243	CSIR	COUNCIL OF SC. & IND. RESEARCH	First Principles Theoretical Studies Of Supercritical Aqueous Solutions:Changes In Structure & Dynamics From Those Under Ambient Conditions	16,813.00	-	-	-16,813.00	-	16,813.00	-
28	2018114	CSIR	COUNCIL OF SC. & IND. RESEARCH	Chemical Dynamics In Enzyme-Water Systems Through Quantum-Classical And Biased Simulations	37,277.00	-	78,333.00	41,056.00	7,13,888.00	6,72,832.00	-
29	20030020	CSIR	COUNCIL OF SC. & IND. RESEARCH	Design & Development Of New Multicomponent Coupling Reaction	-	1,703.00	-	1,703.00	-	-	1,703.00
30	20010271	CSIR	COUNCIL OF SC. & IND. RESEARCH	A New, Flexible And Stereoselective Synthesis Of Trans-Hydrindane Systems Present In Biologically Active Natural Products	9,075.00	-	-	-9,075.00	-	9,075.00	-
31	20040262	CSIR	COUNCIL OF SC. & IND. RESEARCH	Magnetic And Magneto Transport Property Correlations In Nano Alloys, Oxides And Chalcogenides.	-	12,470.00	-	12,470.00	-	-	12,470.00

32	20070206	CSIR	COUNCIL OF SC. & IND. RESEARCH	Photochromism Based On C-O Bond Heterolysis: Mechanistic Insights And Modified Benzopyrans Towards Improved Photobehavior	63,787.00	-	-	-63,787.00	-	63,787.00	-
33	20080288	CSIR	COUNCIL OF SC. & IND. RESEARCH	Shanti Swarup Bhatnagar Fellowship	5,25,000.00	-	-	-5,25,000.00	1,80,000.00	7,05,000.00	-
34	20120206	CSIR	COUNCIL OF SC. & IND. RESEARCH	Development Of Modified Ibx With Enhanced Reactivity And Chiral Ibx For Asymmetric Synthesis	-	5,528.00	-	5,528.00	-	-	5,528.00
35	2014291	CSIR	COUNCIL OF SC. & IND. RESEARCH	Development Of New Synthetic Routes For Biologically Important N-Heterocycles Via Sn2-Type Ring-Opening/Domino Ring Opening Cyclization(Droc) Of Aaziridines And Azetidines	1,69,868.00	-	-	-1,69,868.00	-	1,69,868.00	-
36	20050295	CSIR	COUNCIL OF SC. & IND. RESEARCH	Ligand -Centered Reduction Processes Inmolecular And Supramolecular Assemblies Of , β -Naphthyridine Based Ligands Incorporated In Metal-Metal Bonded Dimetal System	-	121.00	-	121.00	-	-	121.00
37	20120192	CSIR	COUNCIL OF SC. & IND. RESEARCH	Development Of New Generation Palladium Catalyzed Coupling Reactions Using Triarylbismuths And Their Applications To Organic Synthesis	27,176.00	-	-	-27,176.00	-	27,176.00	-
38	20080258	CSIR	COUNCIL OF SC. & IND. RESEARCH	Coordination Polymers Based On Imidazoles / Benzimidazoles	2,057.00	-	-	-2,057.00	-	2,057.00	-
39	2017082	CSIR	COUNCIL OF SC. & IND. RESEARCH	Probing Molrcular Chirality By Dimeric Metalloporphyrin Hosts: Transfer, Control And Rationalization Using Exciton Coupled Cirular Dichroism	4,21,550.00	-	-	-4,21,550.00	11,783.00	4,33,333.00	-
40	20130323	CSIR	COUNCIL OF SC. & IND. RESEARCH	Molecular Level Understanding Between Wettability And Roughness Of A Solid Surface	4,74,986.00	-	-	-4,74,986.00	-	4,74,986.00	-
41	20100268	CSIR	COUNCIL OF SC. & IND. RESEARCH	Special Honorarium To Ssb Awardees	-	484.00	-	484.00	-	-	484.00
42	2016366	CSIR	COUNCIL OF SC. & IND. RESEARCH	Biomimetic Total Synthesis Of (+)-Hongoquercin A,B And Related Natural Products	9,00,000.00	-	-	-9,00,000.00	-	9,00,000.00	-
43	2014392	CSIR	COUNCIL OF SC. & IND. RESEARCH	Chemical Fixation Of Carbon Dioxide: Greener Methodologies In The Synthesis Of Valuable Compounds	-	9,924.00	-	9,924.00	-	-	9,924.00
44	2019153	CSIR	COUNCIL OF SC. & IND. RESEARCH	Cobalt And Group Vii Metal Catalyzed C-C And C-N Bond Formation Using Alcohols	-	2,67,624.00	-	2,67,624.00	3,47,475.00	79,851.00	-
45	2019249	CSIR	COUNCIL OF SC. & IND. RESEARCH	Small Molecule Sulfonyl Fluorides As Irreversible Inhibitors Of Cellular Glutathione Reductase (Gsr)	1,95,884.00	-	-	-1,95,884.00	8,78,755.00	10,74,639.00	-
46	2015379	CSIR	COUNCIL OF SC. & IND. RESEARCH	Modeling And Simulation Of Iii-V And Ge Transistors For Logic And Power Applications	-	5,976.00	-	5,976.00	-	-	5,976.00
47	20070022	CSIR	COUNCIL OF SC. & IND. RESEARCH	Carbon Nanotube Coated Carbon Fibre Composites In Polycarbonate Matrix	-	343.00	-	343.00	-	-	343.00
48	2014264	CSIR	COUNCIL OF SC. & IND. RESEARCH	Modeling Of Hydrodynamics-Chemistry Interaction During Carbon Nanotube Synthesis In A Cvd Reactor	-	70,178.00	-	70,178.00	-	-	70,178.00
49	20020121	CSIR	COUNCIL OF SC. & IND. RESEARCH	Study Of Electronic Structure Magnetism And Phase Stability Of Lithiated Manganese Oxides	67,157.00	-	-	-67,157.00	-	67,157.00	-
50	20060036	CSIR	COUNCIL OF SC. & IND. RESEARCH	Physics Of Traffic- Like Stochastic Processes In Cell And Colonies Of Organisms	-	16,877.00	-	16,877.00	-	-	16,877.00
51	20010263	CSIR	COUNCIL OF SC. & IND. RESEARCH	Propagation Of Fluorescence Light In Human Breast Tissues	58,189.00	-	-	-58,189.00	-	58,189.00	-
52	20100045	CSIR	COUNCIL OF SC. & IND. RESEARCH	Photonic Properties Of Periodically Patterned Nanosculptured Thin Films	817.00	-	-	-817.00	-	817.00	-
53	20100326	CSIR	COUNCIL OF SC. & IND. RESEARCH	Design And Fabrication Of Micron Size Non-Hysteretic Superconducting Quantum Interference Devices (U-Squid)	10,596.00	-	-	-10,596.00	-	10,596.00	-
54	20120212	CSIR	COUNCIL OF SC. & IND. RESEARCH	Design, Synthesis And Investigations Of Novel Superconducting And Magnetic Materials	1,81,226.00	-	-	-1,81,226.00	-	1,81,226.00	-
55	20050249	CSIR	COUNCIL OF SC. & IND. RESEARCH	Intense Pulsed Plasma Sources For Terahertz Radiation	53,595.00	-	-	-53,595.00	-	53,595.00	-
56	2017108	CSIR	COUNCIL OF SC. & IND. RESEARCH	Production And Study Of A Plasma Confined By A Dipole Mangnet	45,034.00	-	-	-45,034.00	-	45,034.00	-
57	2017076	CSIR	COUNCIL OF SC. & IND. RESEARCH	Chaotic Fibre Laser For Random Event Generation	95,055.00	-	-	-95,055.00	-	95,055.00	-
58	20070187	CSIR	COUNCIL OF SC. & IND. RESEARCH	Investigation On The Effects Of Compositional Modifications On Structure And Properties Of Bife 03 Thin Films For Device Applications	51,099.00	-	-	-51,099.00	-	51,099.00	-
CSIR Total					58,41,172.00	11,09,384.00	21,34,634.00	-25,97,154.00	37,72,033.00	79,05,542.00	15,36,355.00
1	20050175	CST	COUNCIL OF SCIENCE & TECHNOLOGY	Design And Development Of An Improved Woodstove	1,26,380.00	-	-	-1,26,380.00	-	1,26,380.00	-
2	20040001	CST	COUNCIL OF SCIENCE & TECHNOLOGY	Synthetic Analog Of Nickel Containing Coenzyme F430	58,227.00	-	-	-58,227.00	-	58,227.00	-

3	2016362	CST	COUNCIL OF SCIENCE & TECHNOLOGY	Experimental Cloud Seeding Using Manned And Unmanned Air Crafts	-	7,348.00	-	7,348.00	-	-	7,348.00
4	2016373	CST	COUNCIL OF SCIENCE & TECHNOLOGY	The Science Bus Project	-	1,72,758.00	-	1,72,758.00	1,40,814.00	-	31,944.00
5	2018285	CST	COUNCIL OF SCIENCE & TECHNOLOGY	Science Bus Operation/Running	-	3,177.00	-	3,177.00	-	-	3,177.00
			CST Total		1,84,607.00	1,83,283.00	-	-1,324.00	1,40,814.00	1,84,607.00	42,469.00
1	20080183	CU	CAMBRIDGE UNIVERSITY	Late Quater Nary Environmental Change In Western Haryana Plains Interpreted Through Lake Deposits	-	6,893.00	-	6,893.00	-	-	6,893.00
			CU Total		-	6,893.00	-	6,893.00	-	-	6,893.00
1	2018567	CUO	CENTRAL UNIVERSITY ORISSA	Brihaspati At Cuo, Orrisa	-	-	-	-	4,23,729.00	4,23,729.00	-
			CUO Total		-	-	-	-	4,23,729.00	4,23,729.00	-
1	20090034	DAE	DEPARTMENT OF ATOMIC ENERGY	Development Of Test Facility For Fire Propagation And Associated Thermal Hydraulic Aspects In Multiple Compartments	-	1,88,626.00	-	1,88,626.00	-	-	1,88,626.00
2	20110262	DAE	DEPARTMENT OF ATOMIC ENERGY	Experimental Investigation Of Turbulent Buoyant Plume & Ceiling Jet Behaviour Using Time Resolved Piv (Trpiv), Shadowgraph And Quantitative Schlieren	3,36,660.00	-	-	-3,36,660.00	-	3,36,660.00	-
3	20060028	DAE	DEPARTMENT OF ATOMIC ENERGY	Structure And Sheology Of Suspensions Of Anestropic Nanometric Particles	110.00	-	-	-110.00	-	110.00	-
4	20120085	DAE	DEPARTMENT OF ATOMIC ENERGY	Dynamics And Phase Behaviour Of Anisotropic Soft Materials	10,84,001.00	-	-	-10,84,001.00	-	10,84,001.00	-
5	2014071	DAE	DEPARTMENT OF ATOMIC ENERGY	Synthesis Of Polymer Nano Composites For Energy Storage Applications	-	13,532.00	-	13,532.00	-	-	13,532.00
6	20120185	DAE	DEPARTMENT OF ATOMIC ENERGY	Complex Bioinspired Systems	18,45,852.00	-	-	-18,45,852.00	-	18,45,852.00	-
7	2015310	DAE	DEPARTMENT OF ATOMIC ENERGY	Bifunctional Approach To Small Molecule Activation : Towards Sustainable Processes And Products	6,89,777.00	-	23,79,525.00	16,89,748.00	9,23,243.00	-	7,66,505.00
8	20090247	DAE	DEPARTMENT OF ATOMIC ENERGY	Dae-Graduate Fellowship Scheme-2009	-	3,95,084.00	-	3,95,084.00	-	-	3,95,084.00
9	20130166	DAE	DEPARTMENT OF ATOMIC ENERGY	Fluorescence Diffuse Optical Tomography For Grading Of Dysplasia In Cervical Cancer Progression	11,48,865.00	-	-	-11,48,865.00	-	11,48,865.00	-
10	2016110	DAE	DEPARTMENT OF ATOMIC ENERGY	Development Of Frequency Coded Quantum Key Distribution Solutions Suitable For Development On 25 Km Fibre Optic Links	-	8,97,722.00	-	8,97,722.00	-	-	8,97,722.00
11	20070163	DAE	DEPARTMENT OF ATOMIC ENERGY	Transient Flow Analysis Of Heavy Density Liquid Metal In Spallation Target Of Ads	-	93,887.00	-	93,887.00	-	-	93,887.00
12	20040003	DAE	DEPARTMENT OF ATOMIC ENERGY	Development Of A General Purpose Cfd Code	50,059.00	-	-	-50,059.00	-	50,059.00	-
13	20040270	DAE	DEPARTMENT OF ATOMIC ENERGY	High Performance Surface Engineered Carbon-Carbon Composite For High Temperature Applications	2,552.00	-	-	-2,552.00	-	2,552.00	-
14	20120243	DAE	DEPARTMENT OF ATOMIC ENERGY	Feasibility Analysis For Flaw Detection In Rotors Using Acoustic Impedance Approach	-	211.00	-	211.00	-	-	211.00
15	20130110	DAE	DEPARTMENT OF ATOMIC ENERGY	Nbhm-Pdf To Deepak Grover	-	14,800.00	-	14,800.00	-	-	14,800.00
16	20060069	DAE	DEPARTMENT OF ATOMIC ENERGY	Repair Of Potentiostat	-	15,797.00	-	15,797.00	-	-	15,797.00
17	20090053	DAE	DEPARTMENT OF ATOMIC ENERGY	Powder Metallurgical (Pm) Processing Of Tungsten And Tungsten-Based Alloys For Iiter-Like Divertor Components.	-	22,08,416.00	-	22,08,416.00	-	-	22,08,416.00
18	2015390	DAE	DEPARTMENT OF ATOMIC ENERGY	Microstructural And Tribological Characterization Of Stainless Steel 316l Obtained By Modulated Machining	-	16,10,808.00	-	16,10,808.00	15,98,645.00	-	12,163.00
19	20030343	DAE	DEPARTMENT OF ATOMIC ENERGY	Intrinsic Fluorescence Of Tissues For Diagnosis Of Cancer	2,933.00	-	-	-2,933.00	-	2,933.00	-
20	20110148	DAE	DEPARTMENT OF ATOMIC ENERGY	Fabrication Of Tunable Wetting Surfaces Based On Responsive Polymers	-	6,998.00	-	6,998.00	-	-	6,998.00
21	2019178	DAE	DEPARTMENT OF ATOMIC ENERGY	Surface Properties Of Weyl Semimetals	-	6,96,600.00	400.00	6,97,000.00	3,74,760.00	-	3,22,240.00
			DAE Total		51,60,809.00	61,42,481.00	23,79,925.00	33,61,597.00	28,96,648.00	44,71,032.00	49,35,981.00
1	20030360	DBT	DEPARTMENT OF BIOTECHNOLOGY	Cancer Genomics In Drosophila: Areal Time Expression Profiling Of Cancers Of Diverse Genetic Origin	2,51,803.00	-	-	-2,51,803.00	-	2,51,803.00	-
2	20060343	DBT	DEPARTMENT OF BIOTECHNOLOGY	National Facility For Microarray Genetics And Cell Imaging	9,19,063.00	-	-	-9,19,063.00	-	9,19,063.00	-
3	2018096	DBT	DEPARTMENT OF BIOTECHNOLOGY	Formate/Nitrite Transport Channel Family: Evolution, Selectivity And Transport Mechanism Using Computational Approach	-	2,44,436.00	-	2,44,436.00	2,68,428.00	23,992.00	-
4	20060111	DBT	DEPARTMENT OF BIOTECHNOLOGY	Functional Characterization Of Plant Parasitic Nematodes Genes Using The Rna-Mediated Interference(Rnai) Technology	72,487.00	-	-	-72,487.00	-	72,487.00	-
5	20070042	DBT	DEPARTMENT OF BIOTECHNOLOGY	To Asses The Role Of Adam33 Grene Expression In Diagnosis And Management Of Asthmatics Children: A Case-Control Study	11,469.00	-	-	-11,469.00	-	11,469.00	-

6	20080151	DBT	DEPARTMENT OF BIOTECHNOLOGY	Understanding The Functional Impact Of Alternative Mrna Splicing In Epilepsy	65,246.00	-	-	-65,246.00	-	65,246.00	-
7	20060119	DBT	DEPARTMENT OF BIOTECHNOLOGY	Development Of Adual Growth Factors Delivery System For Tissue Engineering	1,68,906.00	-	-	-1,68,906.00	-	1,68,906.00	-
8	20070054	DBT	DEPARTMENT OF BIOTECHNOLOGY	Development Of Intratumoral Drug Delivery System For The Treatment Of Lung Cancer	4,13,000.00	-	-	-4,13,000.00	-	4,13,000.00	-
9	2017142	DBT	DEPARTMENT OF BIOTECHNOLOGY	Bioactive Molecule (Tgf Beta 1 And Wnt/Beta-Catenin Inhibitor) Presenting Injectable Double Network Hydrogels For Cartilage Regeneration	-	43,286.00	-	43,286.00	-	-	43,286.00
10	2017414	DBT	DEPARTMENT OF BIOTECHNOLOGY	Vaccination And Protection Studies For A Targeted Nanoparticulate Oral Vaccine Against Shigellosis	1,23,200.00	-	-	-1,23,200.00	-	1,23,200.00	-
11	2018018	DBT	DEPARTMENT OF BIOTECHNOLOGY	Combination Of Egfr Targeting Aptamers And Chemotherapeutic Agent In A Single Stimuli-Responsive Drug Delivery System For Improved Treatment Of Triple Negative Breast Cancer	-	17,62,410.00	15,22,003.00	32,84,413.00	18,20,904.00	-	14,63,509.00
12	2018553	DBT	DEPARTMENT OF BIOTECHNOLOGY	Development Of A Non-Invasive Drug Delivery System For The Treatment Of Posterior Eye Diseases	-	11,90,464.00	52,000.00	12,42,464.00	17,36,725.00	4,94,261.00	-
13	20110157	DBT	DEPARTMENT OF BIOTECHNOLOGY	Development Of Silk Based Advanced Biomaterials For Tissue Engineering Applications Using Cryogelation Technology	11,695.00	-	-	-11,695.00	-	11,695.00	-
14	20130016	DBT	DEPARTMENT OF BIOTECHNOLOGY	Establishment Of New Generation Technologies For Cell Separation And High Throughput Screening Using Macroporous Polymeric Matrices	14,279.00	-	-	-14,279.00	-	14,279.00	-
15	20130200	DBT	DEPARTMENT OF BIOTECHNOLOGY	Establishment Of Human Ectopic Liver Tissue In Mice	2,93,117.00	-	-	-2,93,117.00	-	2,93,117.00	-
16	2016144	DBT	DEPARTMENT OF BIOTECHNOLOGY	Conducting Cryogel As A Potential Biomaterial For Nerve Regeneration	90,024.00	-	7,228.00	-82,796.00	7,228.00	90,024.00	-
17	2017437	DBT	DEPARTMENT OF BIOTECHNOLOGY	Developing Bone Active Molecule Functionalized Biomaterials For Prevention/Treatment Of Osteoporotic Fractures	1,30,264.00	-	25,70,108.00	24,39,844.00	18,13,858.00	-	6,25,986.00
18	20080050	DBT	DEPARTMENT OF BIOTECHNOLOGY	Development Metabolics And Organogenesis: An Expression Screening Approach	5,49,124.00	-	-	-5,49,124.00	-	5,49,124.00	-
19	20130063	DBT	DEPARTMENT OF BIOTECHNOLOGY	Deciphering The Bmp Signaling Network In Developing Bone:An Interdisciplinary Approach Combining Bioinformatic Data Mining Tools Along With Molecular Genetic And Developmental Biology Strategies	8,96,295.00	-	-	-8,96,295.00	-	8,96,295.00	-
20	20130096	DBT	DEPARTMENT OF BIOTECHNOLOGY	Translational Control Of Maternal Mrnas In Germline Stem Cells	2,77,473.00	-	-	-2,77,473.00	-	2,77,473.00	-
21	2016388	DBT	DEPARTMENT OF BIOTECHNOLOGY	"Muster-Musculoskeletal Stem Cells Targeting"	18,11,885.00	-	2,42,011.00	-15,69,874.00	8,84,384.00	24,54,258.00	-
22	2016389	DBT	DEPARTMENT OF BIOTECHNOLOGY	Developmental Biology Inspired Tissue Engineering Protocol For Articular Cartilage	-	603.00	-	603.00	-	-	603.00
23	2017176	DBT	DEPARTMENT OF BIOTECHNOLOGY	Investigating The Role Of Bmp Signaling In Pathogenesis Of Osteoarthritis	14,82,713.00	-	-	-14,82,713.00	2,94,175.00	17,76,888.00	-
24	2018573	DBT	DEPARTMENT OF BIOTECHNOLOGY	Direct 3d Bioprinting Strategies To Study Articular Cartilage Development And Regenerative Therapy For Osteoarthritis	-	7,98,154.00	48,566.00	8,46,720.00	24,54,697.00	16,07,977.00	-
25	2019111	DBT	DEPARTMENT OF BIOTECHNOLOGY	Investigating The Molecular Mechanism Of Cartilage Segmentation During Early Chick Embryonic Development	-	7,24,514.00	59,874.00	7,84,388.00	18,30,508.00	10,46,120.00	-
26	20080190	DBT	DEPARTMENT OF BIOTECHNOLOGY	"Identification And Characterization Of Topographic Guidance Molecules In The Visual Pathway".	5,85,959.00	-	-	-5,85,959.00	-	5,85,959.00	-
27	20110172	DBT	DEPARTMENT OF BIOTECHNOLOGY	Using A Unique Tool Genetic Tool To Study The Role Of Bmp Ligands In Neurogenesis And Gliogenesis In The Developing Cortex	-	396.00	-	396.00	-	-	396.00
28	2014232	DBT	DEPARTMENT OF BIOTECHNOLOGY	Investigating The Role Of Retinoic Acid Signaling In The Development Of Medical Forebrain Structures	2,50,066.00	-	-	-2,50,066.00	-	2,50,066.00	-
29	2017513	DBT	DEPARTMENT OF BIOTECHNOLOGY	Functional Characterization Of Metabolism Related Genes (Mrgs) With Restricted Expression In The Developing Vertebrate Nervous System	4,98,504.00	-	19,96,497.00	14,97,993.00	20,13,268.00	5,15,275.00	-
30	2018401	DBT	DEPARTMENT OF BIOTECHNOLOGY	Identification Of The Molecular Mechanism (S) By Which Bmp Signaling Regulates The Migration Of Mouse Cortical Neurons	2,66,645.00	-	16,32,716.00	13,66,071.00	17,35,387.00	3,69,316.00	-

31	20100368	DBT	DEPARTMENT OF BIOTECHNOLOGY	Mechanism Based Peptide Inhibitors Of Huntingtin Fragment Aggregation In Huntigton'S Disease(Hd)	5,89,920.00	-	-	-5,89,920.00	-	5,89,920.00	-
32	20120020	DBT	DEPARTMENT OF BIOTECHNOLOGY	Understanding Basic Self Assembly Mechanism And Characteristics Of Protein Aggregates For Nanomaterial Applications	5,20,820.00	-	-	-5,20,820.00	-	5,20,820.00	-
33	20130099	DBT	DEPARTMENT OF BIOTECHNOLOGY	Synthesis, Characterization And Delivery Of Nanoparticles Containing Peptide Inhibitors Of Polyglutamine Aggregation In Huntington'S Disease	16,21,291.00	-	-	-16,21,291.00	-	16,21,291.00	-
34	2017150	DBT	DEPARTMENT OF BIOTECHNOLOGY	Deciphering The Roles Of Mycobacterial "Sos" Response Regulated Toxin-Antitoxin (Vapbc40) Module In Persistence And Antibiotic Resistance	-	47,111.00	7,071.00	54,182.00	1,88,939.00	1,34,757.00	-
35	2016354	DBT	DEPARTMENT OF BIOTECHNOLOGY	Targeted Disruption Of B-Arrestin Signaling In Selected Cancer Cell Lines Using Synthetic Antibody Fragments	-	13,984.00	-	13,984.00	-	-	13,984.00
36	2018537	DBT	DEPARTMENT OF BIOTECHNOLOGY	Structural Basis Of Activation, Signaling And Regulation Of The Human Complement Receptor, C5ar1:A Gpcr Drug Target In Sepsis And Inflammation	-	73,76,104.00	25,74,149.00	99,50,253.00	92,55,343.00	-	6,94,910.00
37	2018572	DBT	DEPARTMENT OF BIOTECHNOLOGY	Functional Reconstitution Of C5ar-1-Beta-Arrestin Complex For Cryo-Em Based Structural Analysis	8,347.00	-	5,14,087.00	5,05,740.00	5,05,740.00	-	-
38	2015335	DBT	DEPARTMENT OF BIOTECHNOLOGY	Role Of Neural Oscillations In The Processing Of Behaviorally Salient Odors By The Mosquito Brain	1,06,205.00	-	-	-1,06,205.00	-	1,06,205.00	-
39	2014282	DBT	DEPARTMENT OF BIOTECHNOLOGY	Dissecting The Molecular Regulators Of Blood Induced Joint Damage To Develop Targeted Gene Transfer Strategies For Haemophilia	10,15,669.00	-	10,06,630.00	-9,039.00	-	9,039.00	-
40	2014283	DBT	DEPARTMENT OF BIOTECHNOLOGY	Efficacy Of Bio-Engineered Adeno-Associated Virus Serotype 8 Vectors For The Potential Gene Therapy Of Haemophilia A	45,484.00	-	-	-45,484.00	-	45,484.00	-
41	2015070	DBT	DEPARTMENT OF BIOTECHNOLOGY	Modulation Of Adeno - Associated Virus (Aav) Replication By Host Cell Transcriptional Repressors: Pharmacologic And Rnai Interference To Improve Aav Vector Delivery During Gene Therapy	63,016.00	-	-	-63,016.00	-	63,016.00	-
42	2016209	DBT	DEPARTMENT OF BIOTECHNOLOGY	Exploiting Adeno-Associated Virus Modulated Host Cellular MicroRNAome To Improve Its Therapeutic Gene Transfer	-	1,13,212.00	5,952.00	1,19,164.00	1,19,164.00	-	-
43	2016309	DBT	DEPARTMENT OF BIOTECHNOLOGY	Targeted Delivery Of Human Coagulation Fator Vii In Myeloid Compartment.....Adeno-Associated Virus (Aav) Vectors	5,15,038.00	-	-	-5,15,038.00	-	5,15,038.00	-
44	2019137	DBT	DEPARTMENT OF BIOTECHNOLOGY	A Triple Approach Of Muscle Sense And Stem Cell Therapy For Early Intervention To Weakening Muscle After Chemotherapy	8,29,216.00	-	10,61,535.00	2,32,319.00	8,12,146.00	5,79,827.00	-
45	2019142	DBT	DEPARTMENT OF BIOTECHNOLOGY	Do Maps Direct Motors To Choose Specific Highways? Regulation Of Cellular Transport Machinery Probed By Super-Resolution Microscopy	5,79,547.00	-	10,50,000.00	4,70,453.00	6,65,074.00	1,94,621.00	-
46	2019132	DBT	DEPARTMENT OF BIOTECHNOLOGY	Single Molecule Imaging Of Nipah Virus Entry	-	2,42,661.00	-	2,42,661.00	3,45,896.00	1,03,235.00	-
47	2019480	DBT	DEPARTMENT OF BIOTECHNOLOGY	Role Of Trp Channels In Thermosensation And As Therapeutic Targets For The Cancer	-	5,36,500.00	4,00,000.00	9,36,500.00	9,25,536.00	-	10,964.00
48	2019531	DBT	DEPARTMENT OF BIOTECHNOLOGY	Temperature-Sensitive Trp Ion Channels As Biological Thermometers To Gauge The Pain	-	15,31,520.00	10,12,400.00	25,43,920.00	27,03,775.00	1,59,855.00	-
49	2020080	DBT	DEPARTMENT OF BIOTECHNOLOGY	Developing A Novel Package That Leverages Naturalistic Behaviors And Associated Neural And Physiological Responses To Determine Biomarkers For Anxiety And Depression	-	-	-	-	2,32,669.00	2,32,669.00	-
50	20070160	DBT	DEPARTMENT OF BIOTECHNOLOGY	Generation And Characterization Of Neuronal And Numeuronal Cell Of The Nervous System From The Human Umbilical Cord	3,54,009.00	-	-	-3,54,009.00	-	3,54,009.00	-
51	2019317	DBT	DEPARTMENT OF BIOTECHNOLOGY	Unlocking Wastewater Treatment Water Re-Use And Resource Recovery Opportunities For Urban And Peri-Urban Areas In India	-	1,90,33,429.00	3,95,831.00	1,94,29,260.00	21,10,881.00	-	1,73,18,379.00
52	20130154	DBT	DEPARTMENT OF BIOTECHNOLOGY	Diagnosis Of Cancer Using Fluorescence Lifetime Imaging	6,54,119.00	-	-	-6,54,119.00	-	6,54,119.00	-
53	2015013	DBT	DEPARTMENT OF BIOTECHNOLOGY	Biocomptaible Delivery And Nanocarrier Systems	2,57,267.00	-	-	-2,57,267.00	-	2,57,267.00	-
54	2016019	DBT	DEPARTMENT OF BIOTECHNOLOGY	Development Of Transition Metal-Doped Carbon Nanofiber-Based Biosensor For The Detection Of Glucose Cholesterol And Cretinine In Human Blood	3,05,418.00	-	-	-3,05,418.00	-	3,05,418.00	-

55	2017170	DBT	DEPARTMENT OF BIOTECHNOLOGY	Joint Research Project 'Daphne; Delhi Air Pollution Health And Effects'	6,75,336.00	-	2,33,715.00	-4,41,621.00	15,16,727.00	19,58,348.00	-
56	2018596	DBT	DEPARTMENT OF BIOTECHNOLOGY	Development Of Biodegradable P	-	11,38,917.00	-	11,38,917.00	13,92,644.00	2,53,727.00	-
57	20110104	DBT	DEPARTMENT OF BIOTECHNOLOGY	Immobilized Enzyme Membrane Reactor For Conversion Of Lactose To Galacto Oligosaccharides (Gos)	1,32,710.00	-	-	-1,32,710.00	-	1,32,710.00	-
58	20110101	DBT	DEPARTMENT OF BIOTECHNOLOGY	Development Of Micro/Nano Carbon Fibers As Support For Enzyme Immobilization And Separation Of Amino Acids From Aqueous Systems	8,700.00	-	-	-8,700.00	-	8,700.00	-
59	20100304	DBT	DEPARTMENT OF BIOTECHNOLOGY	Targeted Multifunctional Polymer Capsules: A Versatile Drug Carrier And Biomaging Agent	17,66,819.00	-	-	-17,66,819.00	-	17,66,819.00	-
60	2017519	DBT	DEPARTMENT OF BIOTECHNOLOGY	Nuclear Specific Delivery Of Anticancer Drug Via Ligand-Free Pdms Nanoparticles	9,26,199.00	-	-	-9,26,199.00	10,88,193.00	20,14,392.00	-
61	2015340	DBT	DEPARTMENT OF BIOTECHNOLOGY	Mechanism Of Antibiotic Resistance By Class-C Beta Lactamase And Ndm-1	-	32,605.00	-	32,605.00	-	-	32,605.00
62	2019536	DBT	DEPARTMENT OF BIOTECHNOLOGY	Cyclic-Proctas Triggered By Chemical Or Photocaged For Spatiotemporally Controlled Degradation Of Intracellular Proteins In Cancer	-	15,87,200.00	10,00,000.00	25,87,200.00	20,18,983.00	-	5,68,217.00
63	20130255	DBT	DEPARTMENT OF BIOTECHNOLOGY	Development Of Mri Compatible Nerve Stimulator To Understand The Underlying Mechanism In Neuro Modulation	2,50,325.00	-	-	-2,50,325.00	-	2,50,325.00	-
64	2019049	DBT	DEPARTMENT OF BIOTECHNOLOGY	Brain Computer Interface For Communication In Completely Locked In State Patients	-	-	-	-	2,00,000.00	2,00,000.00	-
65	20100005	DBT	DEPARTMENT OF BIOTECHNOLOGY	A Predictive Model Of Aneurysm Development In An Arterial Bifurcation	44,945.00	-	-	-44,945.00	-	44,945.00	-
66	2014172	DBT	DEPARTMENT OF BIOTECHNOLOGY	Seamless Affordable Assistive Technology For Health (Saath)	-	9,83,038.00	-	9,83,038.00	-	-	9,83,038.00
67	20080106	DBT	DEPARTMENT OF BIOTECHNOLOGY	Integrated Dielectrophoresis Based Concentration And Real Time Pcr Based Identification Of Food Pathogens In A Single Microchip	1,46,813.00	-	-	-1,46,813.00	-	1,46,813.00	-
68	20120130	DBT	DEPARTMENT OF BIOTECHNOLOGY	A Novel Biosensor For Rapid And Sensitive Detection Of Micro-Organisms In Food And Water Samples Using Novel Nonmaterial	7,42,765.00	-	-	-7,42,765.00	-	7,42,765.00	-
69	2015034	DBT	DEPARTMENT OF BIOTECHNOLOGY	Membrane Curvature Sensing And Generation By Proteins In Lipid Bilayer Membrane	4,23,436.00	-	-	-4,23,436.00	-	4,23,436.00	-
70	20090134	DBT	DEPARTMENT OF BIOTECHNOLOGY	Sintering, Properties And In Vitro Characterization Of Hydroxyapatite-Titanium Composites	-	93,691.00	-	93,691.00	-	-	93,691.00
71	2015308	DBT	DEPARTMENT OF BIOTECHNOLOGY	Programme Support On Translational Research On Biomaterials For Orthopaedic And Dental Applications	-	57,619.00	4,212.00	61,831.00	61,212.00	-	619.00
72	20110178	DBT	DEPARTMENT OF BIOTECHNOLOGY	Lithographic Approach To Assemble And Manipulate Spindle And Asters: Understanding Cell Division Through Experiment And Modeling	8,29,013.00	-	-	-8,29,013.00	-	8,29,013.00	-
			DBT Total		2,25,95,644.00	3,75,51,854.00	1,73,96,585.00	3,23,52,795.00	3,90,02,484.00	2,84,99,876.00	2,18,50,187.00
1	20090182	DCHC	DC,HANDI CRAFT	Process Development Of Natural Dying In Chikan Embroidery Handicrafts	6,02,995.00	-	-	-6,02,995.00	-	6,02,995.00	-
			DCHC Total		6,02,995.00	-	-	-6,02,995.00	-	6,02,995.00	-
1	20080193	DDWS	DEPARTMENT OF DRINKING AND WATER SUPPLY	Salinity And Trace Elements Associated With Water Reuse In Irrigated System: Processes,Sampling Protocols Remediations Technology And Site Specific Management-----Industrial Area Of Kanpur And Unnao	14,051.00	-	-	-14,051.00	-	14,051.00	-
			DDWS Total		14,051.00	-	-	-14,051.00	-	14,051.00	-
1	20120318	DEITY	DEPARTMENT OF ELECTRONICS AND INFORMATION TECHNOLOGY	Development Of Personalised And Performance Based E-Learning Tool For Existing E-Resources	22,334.00	-	-	-22,334.00	-	22,334.00	-
2	2014090	DEITY	DEPARTMENT OF ELECTRONICS AND INFORMATION TECHNOLOGY	Control Of Cyber-Physical Systems- Applications To Smart Grid And Formation Of Uavs*	21,94,987.00	-	-	-21,94,987.00	-	21,94,987.00	-
3	2015350	DEITY	DEPARTMENT OF ELECTRONICS AND INFORMATION TECHNOLOGY	Special Manpower Development Programme For Chips To System Design	-	27,20,670.00	19,34,000.00	46,54,670.00	14,01,694.00	-	32,52,976.00
4	2014294	DEITY	DEPARTMENT OF ELECTRONICS AND INFORMATION TECHNOLOGY	Centre Of Excellence For Large Area Flexible Electronics At Iit Kanpur	-	-	11,21,003.00	11,21,003.00	11,21,003.00	-	-
5	2014294B	DEITY	DEPARTMENT OF ELECTRONICS AND INFORMATION TECHNOLOGY	Centre Of Excellence For Large Area Flexible Electronics	-	3,43,85,294.00	10,13,79,868.00	13,57,65,162.00	10,54,75,043.00	-	3,02,90,119.00
			DEITY Total		22,17,321.00	3,71,05,964.00	10,44,34,871.00	13,93,23,514.00	10,79,97,740.00	22,17,321.00	3,35,43,095.00

1	2019028	DFID	DEPARTMENT FOR INTERNATIONAL DEVELOPMENT (DFID),	Intignus Biotech Private Limited	-	-	4,50,000.00	4,50,000.00	4,50,000.00	-	-
2	2019033	DFID	DEPARTMENT FOR INTERNATIONAL DEVELOPMENT (DFID),	Agriculture Grand Challenge	81,313.00	-	-	-81,313.00	-	81,313.00	-
			DFID Total		81,313.00	-	4,50,000.00	3,68,687.00	4,50,000.00	81,313.00	-
1	2016154	DFIDE	DFID EXECUTOR VILGRO INNOVATION	Invent Incubator	-	-	-	-	73.00	73.00	-
2	2017068	DFIDE	DFID EXECUTOR VILGRO INNOVATION	Promorph Solutions Seed Fund	-	1,81,433.00	-	1,81,433.00	-	-	1,81,433.00
3	2018434	DFIDE	DFID EXECUTOR VILGRO INNOVATION	Doorastha Analytics Pvt Ltd	-	38.00	-	38.00	-	-	38.00
			DFIDE Total		-	1,81,471.00	-	1,81,471.00	73.00	73.00	1,81,471.00
1	2018017	DMSRD	DEFENCE MATERIAL & STORES RESEARCH & DEVELOPMENT ESTABLISHMENT	Quantitative Estimation Of Leached Nanomaterials From Filtration Membrane To Drinking Water And To Device Mechanism To Stop This Discharge	2,87,856.00	-	3,87,540.00	99,684.00	98,000.00	-	1,684.00
			DMSRD Total		2,87,856.00	-	3,87,540.00	99,684.00	98,000.00	-	1,684.00
1	2019273	DMSRDE	DMSRDE, KANPUR	Technical Services To Dmsrde	1,63,712.00	-	5,07,912.00	3,44,200.00	5,03,208.00	1,59,008.00	-
2	2019093	DMSRDE	DMSRDE, KANPUR	Studies On Adhesion Characteristics Of Radar Adsorbing Structural Composite (Ras)	2,10,611.00	-	4,96,000.00	2,85,389.00	1,75,097.00	-	1,10,292.00
3	2019094	DMSRDE	DMSRDE, KANPUR	Studies On Mechanical Behaviour Of Radar Absorbing Structural Composites (Ras)	90,598.00	-	4,84,000.00	3,93,402.00	3,64,263.00	-	29,139.00
4	2020103	DMSRDE	DMSRDE, KANPUR	Fabrication And Characterization Of A Low Cost Hybrid Composite Blast And Ballistic Applications	-	-	5,37,023.00	5,37,023.00	3,41,136.00	-	1,95,887.00
5	20050003	DMSRDE	DMSRDE, KANPUR	Development Of Nanoparticle Reinforced Transparent Composites Of High Impact Property	4,30,589.00	-	-	-4,30,589.00	-	4,30,589.00	-
6	20110025	DMSRDE	DMSRDE, KANPUR	Studies On Shear Thickening Fluids	1,65,375.00	-	-	-1,65,375.00	-	1,65,375.00	-
7	2019141	DMSRDE	DMSRDE, KANPUR	One Dimensional Model For The Study Of Oxidation Modeling Of Pcs Fibre On Stationary Cylinder Roll	94,000.00	-	2,00,000.00	1,06,000.00	1,00,945.00	-	5,055.00
8	2018110	DMSRDE	DMSRDE, KANPUR	Development Of Rapid Decontamination Membrane And Its Remote Monitoring	1,57,980.00	-	-	-1,57,980.00	-	1,57,980.00	-
9	2017272	DMSRDE	DMSRDE, KANPUR	Fabrication Of Sers Sensors And Their Characterization (No Tr/0569/Drmm 557/Cars 106 Dated 11/09/2017)	-	4,349.00	-	4,349.00	4,349.00	-	-
10	2019417	DMSRDE	DMSRDE, KANPUR	Development Of Nano Ink Of Binary And Ternary Semiconductor Materials Their Thin Films And Evaluation Of Their Optoelectronic Properties	-	3,19,434.00	3,00,000.00	6,19,434.00	5,33,701.00	-	85,733.00
			DMSRDE Total		13,12,865.00	3,23,783.00	25,24,935.00	15,35,853.00	20,22,699.00	9,12,952.00	4,26,106.00
1	20000196	DOE	DEPARTMENT OF ELECTRONICS	Learning Module Preparation (Lmp) Under Doe-Vlsi Project	3,23,451.00	-	-	-3,23,451.00	-	3,23,451.00	-
			DOE Total		3,23,451.00	-	-	-3,23,451.00	-	3,23,451.00	-
1	2017508	DOT	DEPARTMENT OF TELECOMMUNICATIONS	Indigenous 5g Test Bed Design	-	2,09,50,415.00	47,010.00	2,09,97,425.00	1,11,89,438.00	-	98,07,987.00
			DOT Total		-	2,09,50,415.00	47,010.00	2,09,97,425.00	1,11,89,438.00	-	98,07,987.00
1	2014334	DPCC	DELHI POLLUTION CONTROL COMMITTEE	Air Quality Sampling And Source Apportionment In Ncr(Outside Delhi)	-	4,819.00	-	4,819.00	-	-	4,819.00
			DPCC Total		-	4,819.00	-	4,819.00	-	-	4,819.00
1	20100201	DRDL	DEFENCE RESEARCH AND DEV LAB.	Experimental Studies On Spray Characterization	1,02,955.00	-	-	-1,02,955.00	-	1,02,955.00	-
2	2019282	DRDL	DEFENCE RESEARCH AND DEV LAB.	Wind Tunnel Testing Og Sm-C1 Configuration	-	6,49,982.00	-	6,49,982.00	6,49,982.00	-	-
3	2019530	DRDL	DEFENCE RESEARCH AND DEV LAB.	Wind Tunnel Testing Of Star Launch Vehicle Configuration Model	-	-	3,84,000.00	3,84,000.00	64,000.00	-	3,20,000.00
4	2020368	DRDL	DEFENCE RESEARCH AND DEV LAB.	Wind Tunnel Testing Of Ac-1 Model	-	-	17,10,000.00	17,10,000.00	-	-	17,10,000.00
			DRDL Total		1,02,955.00	6,49,982.00	20,94,000.00	26,41,027.00	7,13,982.00	1,02,955.00	20,30,000.00
1	20060239	DRDO	DEFENCE R & D ORGANISATION	Development Of Polymers Composites Foroptical Data Storage	2,000.00	-	-	-2,000.00	-	2,000.00	-
2	20080230	DRDO	DEFENCE R & D ORGANISATION	Experimental Studies Of Coke Formation In Liquid Fuel Scramjet Application	1,35,987.00	-	-	-1,35,987.00	-	1,35,987.00	-
3	2018015	DRDO	DEFENCE R & D ORGANISATION	Mechanical And Adhesion Characterization Of Radar Absorbing Paint Coatings	-	50,070.00	11,070.00	61,140.00	61,140.00	-	-
4	2020243	DRDO	DEFENCE R & D ORGANISATION	Mechanical Characterisation And Structural Integrity Of Radar Absorbing Paints (Rap)	-	-	41,91,000.00	41,91,000.00	5,44,652.00	-	36,46,348.00
5	20030017	DRDO	DEFENCE R & D ORGANISATION	Measurement Of Refractive Index Of Turbid Suspensions: Design Of A Refractometer Using Optical Fiber As Sensor	15,160.00	-	-	-15,160.00	-	15,160.00	-
6	20070123	DRDO	DEFENCE R & D ORGANISATION	Total Synthesis Of All The Chiral Forms Of Pentenocin B	3,81,622.00	-	-	-3,81,622.00	-	3,81,622.00	-
7	2015334	DRDO	DEFENCE R & D ORGANISATION	Bio Inspired Attention Modeling For Anomalous Event Analysis	7,20,816.00	-	-	-7,20,816.00	-	7,20,816.00	-

8	2018526	DRDO	DEFENCE R & D ORGANISATION	Automated Synthesis Of Motion Plans For Large Scale Multi-Robot Systems From Complex Specifications	-	53,12,116.00	2,53,827.00	55,65,943.00	48,74,166.00	-	6,91,777.00
9	20080119	DRDO	DEFENCE R & D ORGANISATION	Neural Network Based Visual Motor Coordination Of A 7 Dof Redundant Manipulator And Fpga Implementation Of Neural Control Algorithms	21,777.00	-	-	-21,777.00	-	21,777.00	-
10	2019325	DRDO	DEFENCE R & D ORGANISATION	Development Of A Vision Based Autonomous Quadrator System For Rescue And Search Operation	-	25,04,000.00	-	25,04,000.00	10,45,975.00	-	14,58,025.00
11	2017099	DRDO	DEFENCE R & D ORGANISATION	Design Of Conformal Microwave Metamaterial Absorber	8,04,588.00	-	11,34,367.00	3,29,779.00	3,29,779.00	-	-
12	2019357	DRDO	DEFENCE R & D ORGANISATION	Complex Defense Object Recognition And Autonomous Handling In Unstructured And Noisy Outdoor Environment (Phase-I)	-	1,20,35,504.00	-	1,20,35,504.00	53,85,590.00	-	66,49,914.00
13	2018481	DRDO	DEFENCE R & D ORGANISATION	Development Of Compact Model For Ssp's Gan-Hemts	49,212.00	-	-2,95,200.00	-3,44,412.00	6,19,162.00	9,63,574.00	-
14	20050121	DRDO	DEFENCE R & D ORGANISATION	Cancer Growth And Kanpur Error Theorems	-	1,200.00	-	1,200.00	-	-	1,200.00
15	20130337	DRDO	DEFENCE R & D ORGANISATION	Development Of A Leg Exoskeleton Robot For Soldier Support	4,85,318.00	-	-	-4,85,318.00	-	4,85,318.00	-
16	20050264	DRDO	DEFENCE R & D ORGANISATION	Elastic And Fracture Characterization Of Functionally Graded Composites	99.00	-	-	-99.00	-	99.00	-
17	20100127	DRDO	DEFENCE R & D ORGANISATION	Setting Of A Shpb Facility At Tbrl For High Strain Rate Characterization Of Low Impedance Materials	-	2,492.00	-	2,492.00	-	-	2,492.00
18	2016380	DRDO	DEFENCE R & D ORGANISATION	Dvelopment Of Magnetic Abrasive Finishing (Maf) Technology For Cnc Machined Diaphragms	2,02,725.00	-	-	-2,02,725.00	-	2,02,725.00	-
19	2018053	DRDO	DEFENCE R & D ORGANISATION	Rcs Reduction Of A Winged Store Using Metamaterials And Electromagnetic Soft Surfaces	58,278.00	-	4,53,178.00	3,94,900.00	3,94,900.00	-	-
20	2020139	DRDO	DEFENCE R & D ORGANISATION	Development Of Printing Process For Artificial Electromagnetic Materials	-	-	29,88,000.00	29,88,000.00	17,09,783.00	-	12,78,217.00
21	2016114	DRDO	DEFENCE R & D ORGANISATION	Ingazno Based Tft S On Polymer Substrates	603.00	-	-	-603.00	-	603.00	-
			DRDO Total		28,78,185.00	1,99,05,382.00	87,36,242.00	2,57,63,439.00	1,49,65,147.00	29,29,681.00	1,37,27,973.00
1	2013363	DSIR	DEPARTMENT OF SCIENTIFIC & INDUSTRIAL RESEARCH	Promoting Innovations In Individuals, Start-Ups And Msme (Prism) Scheme Of Dsir	13,816.00	-	-	-13,816.00	-	13,816.00	-
2	2017102	DSIR	DEPARTMENT OF SCIENTIFIC & INDUSTRIAL	Prism Operating Account (2017)	-	39.00	-	39.00	-	-	39.00
3	2018097	DSIR	DEPARTMENT OF SCIENTIFIC & INDUSTRIAL	Prism	-	61,000.00	7,42,000.00	8,03,000.00	96,000.00	-	7,07,000.00
4	2020364	DSIR	DEPARTMENT OF SCIENTIFIC & INDUSTRIAL	Prism 2021	-	-	6,00,000.00	6,00,000.00	11,99,988.00	-	5,99,988.00
			DSIR Total		13,816.00	61,039.00	13,42,000.00	13,89,223.00	12,95,988.00	6,13,804.00	7,07,039.00
1	20060305	DST	DEPARTMENT OF SC. & TECHNOLOGY	Financial Assistance To The Department Of Aerospace Engineering Iit Kanpur On Fist Program	-	9,04,782.00	-	9,04,782.00	-	-	9,04,782.00
2	20030214	DST	DEPARTMENT OF SC. & TECHNOLOGY	Swarnajayanti Fellowship	1,53,337.00	-	-	-1,53,337.00	-	1,53,337.00	-
3	2017497	DST	DEPARTMENT OF SC. & TECHNOLOGY	Fist Programme Of Ae	-	24,68,556.00	52,860.00	25,21,416.00	4,64,909.00	-	20,56,507.00
4	2018456	DST	DEPARTMENT OF SC. & TECHNOLOGY	Development Of An Axial Flow Turbine Test Rig	-	22,837.00	6,91,804.00	7,14,641.00	5,92,268.00	-	1,22,373.00
5	2020449	DST	DEPARTMENT OF SC. & TECHNOLOGY	Numerical Investigation Of Evaporating Spray In Cross Flow	-	-	23,27,500.00	23,27,500.00	1,00,000.00	-	22,27,500.00
6	2019102	DST	DEPARTMENT OF SC. & TECHNOLOGY	An Experimental Investigation On Shock Wave Focusing And Associated High Temperature Radiating Flowfield	-	9,55,445.00	4,65,290.00	14,20,735.00	12,67,498.00	-	1,53,237.00
7	20040025	DST	DEPARTMENT OF SC. & TECHNOLOGY	A High Throughput Genetic Screen And Characterization Of Tumor Suppressors/Negative Regulators Of Growth In Drosophila	1,53,460.00	-	-	-1,53,460.00	-	1,53,460.00	-
8	20090218	DST	DEPARTMENT OF SC. & TECHNOLOGY	India-Uk Science Bridge: Biopharm 2020- Entrepreneurial Opportunities For Indian & Uk Scientists In The Pharmaceutical And Biotechnological Industries	27,59,638.00	-	-	-27,59,638.00	-	27,59,638.00	-
9	2018213	DST	DEPARTMENT OF SC. & TECHNOLOGY	Modelling Squamous Cell Carcinoma (Scc) In Drosophila Male Accessory Gland (Mag)	6,95,489.00	-	15,108.00	-6,80,381.00	7,39,772.00	14,20,153.00	-
10	2015183	DST	DEPARTMENT OF SC. & TECHNOLOGY	Fist Support To Bsbe	-	1,69,43,271.00	-	1,69,43,271.00	1,57,30,807.00	-	12,12,464.00
11	2018153	DST	DEPARTMENT OF SC. & TECHNOLOGY	Development Of A Nanoparticulate Drug (Bevacizumb) Delivery System For The Non-Invasive Treatment Of Diabetic Retinopathy	-	4,56,639.00	73,525.00	5,30,164.00	17,19,317.00	11,89,153.00	-
12	2018282	DST	DEPARTMENT OF SC. & TECHNOLOGY	Rectification Of Adipose Stem Cell Dysfunction In Osteoarthritis For Autologous Stem Cell Therapy	3,14,261.00	-	10,59,030.00	7,44,769.00	12,73,255.00	5,28,486.00	-
13	20070212	DST	DEPARTMENT OF SC. & TECHNOLOGY	Development Of Molecularly Imprinted Biomaterials For Cholesterol Recognition	-	84,164.00	-	84,164.00	-	-	84,164.00
14	2014092	DST	DEPARTMENT OF SC. & TECHNOLOGY	Construction Of A Novel Bioartificial Liver Support System	49,507.00	-	-	-49,507.00	-	-	49,507.00
15	2016021	DST	DEPARTMENT OF SC. & TECHNOLOGY	Community Based Integrated Water Filter System For Clean Drinking Water	-	68,922.00	-	68,922.00	-	-	68,922.00

16	2016131	DST	DEPARTMENT OF SC. & TECHNOLOGY	Agarose Based Wound Dressing	15,15,169.00	-	-	-15,15,169.00	-	15,15,169.00	-
17	2018101	DST	DEPARTMENT OF SC. & TECHNOLOGY	Technological Innovations In Regenerative Medicine With New Functional Biomaterials Combating Increased Bacterial Resistance In Emerging Bone And Joint Infections	10,66,119.00	-	-	-10,66,119.00	1,44,000.00	12,10,119.00	-
18	2017431	DST	DEPARTMENT OF SC. & TECHNOLOGY	Fixed & Finitc Time Attitude Control Of Earth Pointing Satellites Using Mrp	-	-	20,29,000.00	20,29,000.00	19,49,399.00	-	79,601.00
19	2019143	DST	DEPARTMENT OF SC. & TECHNOLOGY	Development Of Multi-Functional Nano-Hap Bone Substitute For Effective Bone Regeneration In Critical Defects	-	35,11,520.00	4,69,341.00	39,80,861.00	42,15,931.00	2,35,070.00	-
20	20070080	DST	DEPARTMENT OF SC. & TECHNOLOGY	Identificaton And Functional Characterization Of Bmp-Target Genes In Osteogenesis	2,47,225.00	-	-	-2,47,225.00	-	2,47,225.00	-
21	2016093	DST	DEPARTMENT OF SC. & TECHNOLOGY	Investigating The Molecular Mechanism,Downstream Of Wnt Signaling,Of Articular Cartilage Differentiation	1,93,914.00	-	1,10,348.00	-83,566.00	1,10,348.00	1,93,914.00	-
22	20070098	DST	DEPARTMENT OF SC. & TECHNOLOGY	An Investigation Of The Role Of Retinoic Acid Signaling In Development Of The Hippocampus	1,82,463.00	-	-	-1,82,463.00	-	1,82,463.00	-
23	20110173	DST	DEPARTMENT OF SC. & TECHNOLOGY	Characterization Of Retionic Acid Signaling In The Developing Chick Optic Tectum	11,812.00	-	-	-11,812.00	-	11,812.00	-
24	2016156	DST	DEPARTMENT OF SC. & TECHNOLOGY	Evaluating Therapeutic Potential Of Polyglutamine Aggregation Peptide Inhibitors Through Nanoparticle-Based-Delivery Approach In Huntingoton'S Disease	7,24,210.00	-	-	-7,24,210.00	-	7,24,210.00	-
25	2017334	DST	DEPARTMENT OF SC. & TECHNOLOGY	Probing The Ligand Binding And Structural Dynamics Of An Enigmatic Human Chemokine Receptor, The D6r By Nmr	-	8,50,582.00	-	8,50,582.00	-	-	8,50,582.00
26	2018535	DST	DEPARTMENT OF SC. & TECHNOLOGY	Understanding The Structural Basis Of Biased Gpcr Signaling To Develop Novel Therapeutics With Minimized Side-Effects	-	10,65,250.00	-9,87,813.00	77,437.00	9,23,070.00	8,45,633.00	-
27	2020231	DST	DEPARTMENT OF SC. & TECHNOLOGY	Visualizing Gpcr-G-Protein-Beta-Arrestin Suprcomplex In Living Cells Using Two Photon Polarization Microscopy	-	-	10,81,520.00	10,81,520.00	5,93,202.00	-	4,88,318.00
28	2020302	DST	DEPARTMENT OF SC. & TECHNOLOGY	An Automated And Personalized Intervention For Depression Using Cognitive Behavioral Therapy And Comprehensive Bias Modification	-	-	22,20,519.00	22,20,519.00	3,39,737.00	-	18,80,782.00
29	2014284	DST	DEPARTMENT OF SC. & TECHNOLOGY	Optimized Adeno-Associated Virus Mediated Gene Transfer Strategies For Phenotypic Correction Of Haemophilia	19,48,836.00	-	-	-19,48,836.00	-	19,48,836.00	-
30	2017145	DST	DEPARTMENT OF SC. & TECHNOLOGY	A Hybrid Nanoparticle-Viral Vector System For Targeted Gene Transfer In Acute Myeloid Leukemia	1,25,864.00	-	1,25,864.00	-	-	-	-
31	20040203	DST	DEPARTMENT OF SC. & TECHNOLOGY	Receptor Tyrosine Kinase (Rtk) Signaling In Cancer: Exploring Its Links With Scrib And Other Components Of Lateral Cellmembranein The Drosophila Model.	-	1,00,570.00	-	1,00,570.00	-	-	1,00,570.00
32	2015011	DST	DEPARTMENT OF SC. & TECHNOLOGY	Multi Sensor Approach For Land Slide Monitoring	-	11,322.00	30,322.00	41,644.00	41,644.00	-	-
33	2016056	DST	DEPARTMENT OF SC. & TECHNOLOGY	Information Fusion Of Hyperspectral And Other Data Sets For Modeling Of Snow Hydrological Potential	-	1,60,760.00	-	1,60,760.00	35,158.00	-	1,25,602.00
34	2019123	DST	DEPARTMENT OF SC. & TECHNOLOGY	National Center Of Excellence In Geodesy	-	11,17,92,869.00	1,58,37,729.00	12,76,30,598.00	11,04,80,715.00	-	1,71,49,883.00
35	20080122	DST	DEPARTMENT OF SC. & TECHNOLOGY	Reconstruction Of Monsoonal Rainfall From Late Quaternary Ganga And Yamuna Alluvial Plain By Stable Isotope Tracers:Implication To Climate Forcing On Vegetation And River Response	-	22,074.00	-	22,074.00	-	-	22,074.00
36	20090279	DST	DEPARTMENT OF SC. & TECHNOLOGY	Morphotectonic Variability Along The Nw Himalayan Front: Tectonics-Climate Coupling	20,760.00	-	-	-20,760.00	-	20,760.00	-
37	20130041	DST	DEPARTMENT OF SC. & TECHNOLOGY	Indnor: Hydrologic Sensitivity To Cryosphere-Aerosol Interaction In Mountain Processes (Hycamp)	2,13,699.00	-	10,96,364.00	8,82,665.00	-	-	8,82,665.00
38	2021043	DST	DEPARTMENT OF SC. & TECHNOLOGY	Development Of A Sliding Bearing For Earthquake Protection Of Structures	-	-	1,70,058.00	1,70,058.00	-	-	1,70,058.00
39	2017398	DST	DEPARTMENT OF SC. & TECHNOLOGY	Gis And Soft Computing Based Land Consolidation System	93,302.00	-	73,234.00	-20,068.00	68,234.00	88,302.00	-
40	2015223	DST	DEPARTMENT OF SC. & TECHNOLOGY	Fist Program	-	1,30,85,858.00	4,87,351.00	1,35,73,209.00	1,60,14,151.00	24,40,942.00	-
41	2017165	DST	DEPARTMENT OF SC. & TECHNOLOGY	Indu-Uk Joint Project Entitled: Towards An Integrated Approach For Assessing The Impact Of Climatic Stresses On Agriculture And The Exchange Of Green House Gas On The Igp	-	10,53,172.00	-	10,53,172.00	55,816.00	-	9,97,356.00
42	20060221	DST	DEPARTMENT OF SC. & TECHNOLOGY	Use Of Dia Technique For Strain Localization Analysis Of Clay Specimens With Controlled Microfabric Under Cyclic Loading Conditions	-	9,589.00	-	9,589.00	-	-	9,589.00
43	20100277	DST	DEPARTMENT OF SC. & TECHNOLOGY	Response Modification Of Nonstructural Components Due To Nonlinear Behaviour Of Supporting Structures	36,170.00	-	-	-36,170.00	1,63,000.00	1,99,170.00	-

44	20110300	DST	DEPARTMENT OF SC. & TECHNOLOGY	Analysis Of Size-Segregated Composition And Distribution Of Organic Compounds On Ambient Air Particles: Season Variations In Urban Environment In Northern India	-	3,237.00	-	3,237.00	-	-	3,237.00
45	2016157	DST	DEPARTMENT OF SC. & TECHNOLOGY	Geochemical Processes Governing In Situ Remediation Of Fluoridebearing Groundwater Using Suitable Chemical Amendments	-	1,95,572.00	37,992.00	2,33,564.00	2,33,564.00	-	-
46	2018221	DST	DEPARTMENT OF SC. & TECHNOLOGY	Macroscopic Hydraulic Modelling Of Urban Flood Inundation	-	11,61,463.00	-	11,61,463.00	2,92,807.00	-	8,68,656.00
47	20070158	DST	DEPARTMENT OF SC. & TECHNOLOGY	Investigation Of The Crystalline Re3+:Yag Fibres For Dosimetry	-	1,14,728.00	-	1,14,728.00	-	-	1,14,728.00
48	2017381	DST	DEPARTMENT OF SC. & TECHNOLOGY	Metal Nanoclusters In Nanoscience Applications	-	3,42,031.00	-	3,42,031.00	-	-	3,42,031.00
49	2016206	DST	DEPARTMENT OF SC. & TECHNOLOGY	Sticky Re-Usable Adhesive Pads For Variety Of Applications	21,00,540.00	-	53,808.00	-20,46,732.00	53,808.00	21,00,540.00	-
50	2016329	DST	DEPARTMENT OF SC. & TECHNOLOGY	Carbon Bead-Supported Carbon Nanofibers Immobilized With Photocatalysts For The Treatment Of The Effluent Water From Pharmaceutical Industries	88,882.00	-	-	-88,882.00	-	88,882.00	-
51	20110302	DST	DEPARTMENT OF SC. & TECHNOLOGY	Synthesis, Functionalization, Characterization And Application Of Novel Carbon Nanomaterials For The Removal Of Arsenic From Contaminated Ground Water	-	12,258.00	-	12,258.00	-	-	12,258.00
52	2020192	DST	DEPARTMENT OF SC. & TECHNOLOGY	Meditation, Mind Wandering, Cognition And Affect A Comprehensive Study Of Multiple Processes	-	-	15,27,540.00	15,27,540.00	1,73,587.00	-	13,53,953.00
53	20050076	DST	DEPARTMENT OF SC. & TECHNOLOGY	Unit On Nano-Science & Technology	-	2,16,391.00	-	2,16,391.00	-	-	2,16,391.00
54	20110314	DST	DEPARTMENT OF SC. & TECHNOLOGY	Dye Sensitized Hybrid Solar Cells With Up-Conversion Nanostructures For Enhanced Efficiency	9,08,356.00	-	-	-9,08,356.00	-	9,08,356.00	-
55	20110164	DST	DEPARTMENT OF SC. & TECHNOLOGY	Thematic Unit Of Excellence On Soft Nanofabrication With Applications In Energy, Environment And Bioplatfoms At The Indian Institute Of Technology, Kanpur	92,58,753.00	-	92,34,225.00	-24,528.00	-	24,528.00	-
56	2017507	DST	DEPARTMENT OF SC. & TECHNOLOGY	Development Of Novel Materials And Methods For The Removal Of Recalcitrant Organics From Water	3,96,392.00	-	8,03,498.00	4,07,106.00	6,19,767.00	2,12,661.00	-
57	2014223	DST	DEPARTMENT OF SC. & TECHNOLOGY	Fist Programme	7,36,244.00	-	-	-7,36,244.00	1,43,685.00	8,79,929.00	-
58	2013385	DST	DEPARTMENT OF SC. & TECHNOLOGY	Molecular Simulation Study Of The Wetting Behaviour S Of Polymer Grafted Silica Surfaces	90,443.00	-	-	-90,443.00	-	90,443.00	-
59	2017294	DST	DEPARTMENT OF SC. & TECHNOLOGY	Nucleation On Nanostructured Surfaces Computer Simulation Studies	93,970.00	-	-	-93,970.00	-	93,970.00	-
60	2020233	DST	DEPARTMENT OF SC. & TECHNOLOGY	Development Of Electrochemical Biosensors For Detection Of Emerging Pollutants In Water	-	-	-	-	8,89,388.00	8,89,388.00	-
61	20100263	DST	DEPARTMENT OF SC. & TECHNOLOGY	A Computational Study Of Crystalline Wetting Behaviour On Smooth And Patterned Sub-Strates	1,22,581.00	-	-	-1,22,581.00	-	1,22,581.00	-
62	20120062	DST	DEPARTMENT OF SC. & TECHNOLOGY	Self Assembly Of Two Dimensional Colloidal Crystals In Langmuir Monolayers At The Air Water Interface	2,33,143.00	-	-	-2,33,143.00	-	2,33,143.00	-
63	20130250	DST	DEPARTMENT OF SC. & TECHNOLOGY	Multifunctional Paramagnetic Nanoparticles-Loaded Polymer Capsules For Mri Imaging Applications	4,95,101.00	-	-	-4,95,101.00	-	4,95,101.00	-
64	2015066	DST	DEPARTMENT OF SC. & TECHNOLOGY	Target-Specific Nanomaterials As Contrast Agents For High Precision Multimodal Bioimaging Applications	1,54,019.00	-	-	-1,54,019.00	-	1,54,019.00	-
65	2016452	DST	DEPARTMENT OF SC. & TECHNOLOGY	Development And Scale-Up Of Ultrasmall Nanocatalysts For Hydrodesulfurization	7,83,369.00	-	9,85,000.00	2,01,631.00	10,78,300.00	8,76,669.00	-
66	2020372	DST	DEPARTMENT OF SC. & TECHNOLOGY	Enhanced Shelf Life Of Post-Harvest Products By Functionalized Polysaccharide Gum Arabic Edible Coating	-	-	10,44,000.00	10,44,000.00	63,900.00	-	9,80,100.00
67	20130152	DST	DEPARTMENT OF SC. & TECHNOLOGY	Inspire Faculty Award 2013	19,40,037.00	-	-	-19,40,037.00	-	19,40,037.00	-
68	2016126	DST	DEPARTMENT OF SC. & TECHNOLOGY	Interface Engineering And Development Of Hole-Transporting Materials For Perovskite Solar Cells	-	2,21,568.00	2,97,302.00	5,18,870.00	7,18,067.00	1,99,197.00	-
69	2020454	DST	DEPARTMENT OF SC. & TECHNOLOGY	Full-Body Simulations Of Blood Flow: Realistic Computations In The Artery Network Spanning The Entire Human Body	-	-	37,59,520.00	37,59,520.00	1,00,000.00	-	36,59,520.00
70	20070127	DST	DEPARTMENT OF SC. & TECHNOLOGY	Preparation Of Carbon Nano-Fibres By Polymers Blend Techniques	-	3,501.00	-	3,501.00	-	-	3,501.00
71	20090091	DST	DEPARTMENT OF SC. & TECHNOLOGY	Modeling The Active Site Of [Fe]-Hydrogenases Towards Hydrogen Generation Using Synthetic Analogues	1,92,225.00	-	-	-1,92,225.00	-	1,92,225.00	-
72	20100213	DST	DEPARTMENT OF SC. & TECHNOLOGY	Inorganic Hybrid Helicite And Encapsulation Assembly Mimicking Cell And Dna Structure	7,38,504.00	-	-	-7,38,504.00	1,00,000.00	8,38,504.00	-
73	20060072	DST	DEPARTMENT OF SC. & TECHNOLOGY	J C Bose Fellowship	1,20,000.00	-	-	-1,20,000.00	-	1,20,000.00	-

74	20010140	DST	DEPARTMENT OF SC. & TECHNOLOGY	Magnetic Studies Of Technologically Important Nariocrystalline Ferrites And Metal Nitrides Synthesized By Chemical Routes	1.00	-	-	-1.00	-	1.00	-
75	20020266	DST	DEPARTMENT OF SC. & TECHNOLOGY	Structural Chemistry And Inorganic, Organic, Organometallic And Materials Chemistry	548.00	-	-	-548.00	-	548.00	-
76	20050201	DST	DEPARTMENT OF SC. & TECHNOLOGY	Hydrolysis Of Ester By Metal Complex Of Designed Ligands:Inorganic And Bioinorganic Perspectives	8.00	-	-	-8.00	-	8.00	-
77	20080166	DST	DEPARTMENT OF SC. & TECHNOLOGY	Jc Bose Fellowship	51,123.00	-	-	-51,123.00	-	51,123.00	-
78	20090266	DST	DEPARTMENT OF SC. & TECHNOLOGY	Metal-Coordinated Radicals Bioinorganic And Inorganic Perspectives	84,603.00	-	84,603.00	-	-	-	-
79	20040135	DST	DEPARTMENT OF SC. & TECHNOLOGY	Vibrational Spectra: An Ab Initio Study Of Clusters, Van Der Waals And Hydrogen Bonded Complexes.	22,508.00	-	-	-22,508.00	-	22,508.00	-
80	20050281	DST	DEPARTMENT OF SC. & TECHNOLOGY	Metal-Organic Framework Structures With Transition And Lanthanide Metals:Emission And Guest Inclusion Studies"	23,081.00	-	23,081.00	-	-	-	-
81	20100333	DST	DEPARTMENT OF SC. & TECHNOLOGY	Extending The Scope Of Homo-Nzarov Cyclization To 2-Silylmethylcyclopropyl Vinyl Ketones, Exploring Spiroindene Formation To Generate Cycloheptenes	8,10,895.00	-	8,10,895.00	-	-	-	-
82	20080313	DST	DEPARTMENT OF SC. & TECHNOLOGY	J C Bose Fellowship	-	73,710.00	-	73,710.00	54,134.00	-	19,576.00
83	2019240	DST	DEPARTMENT OF SC. & TECHNOLOGY	Indo-Japan Joint Project- Frontiers In Molecular Spectroscopy: From Fundamentals To Applications In Chemistry And Biology	-	74,162.00	456.00	74,618.00	74,618.00	-	-
84	20020054	DST	DEPARTMENT OF SC. & TECHNOLOGY	New Synthesis Strategies For Small Molecular Heterocycles	67,773.00	-	-	-67,773.00	-	67,773.00	-
85	20050047	DST	DEPARTMENT OF SC. & TECHNOLOGY	Design & Development Of New Multicomponent Coupling Reactions	15,400.00	-	-	-15,400.00	-	15,400.00	-
86	20030216	DST	DEPARTMENT OF SC. & TECHNOLOGY	Swarnajayanti Fellowship Tetrahalobicyclo [2.2.1] Heptone & Tetrahalobicyclo [2.2.2] Octone Derivatives: Stereoselective Inextricable Templates In Natural Product & Designed Target Synthesis	-	951.00	-	951.00	-	-	951.00
87	20100299	DST	DEPARTMENT OF SC. & TECHNOLOGY	Synthesis Of Shape And Size Controlled Metallic And Oxide Aquasols With Extraordinary Bactericidal Effects	-	1,08,285.00	-	1,08,285.00	-	-	1,08,285.00
88	20060068	DST	DEPARTMENT OF SC. & TECHNOLOGY	Ordered Peptide Assemblies	13,44,061.00	-	-	-13,44,061.00	-	13,44,061.00	-
89	20080233	DST	DEPARTMENT OF SC. & TECHNOLOGY	Kissing- Loop Interactions As Struts For Higher Order Dna Nanoarchitectures	-	76,965.00	-	76,965.00	-	-	76,965.00
90	20050308	DST	DEPARTMENT OF SC. & TECHNOLOGY	500 Mhz Nuvlear Magnetic Resonance(Nmr) Spectrometer Facility At Department Of Chemistry	-	39,81,546.00	-	39,81,546.00	-	-	39,81,546.00
91	20060246	DST	DEPARTMENT OF SC. & TECHNOLOGY	Organic Chemistry	22,693.00	-	-	-22,693.00	-	22,693.00	-
92	20050329	DST	DEPARTMENT OF SC. & TECHNOLOGY	Studies On Microbal Populations Present In The Vadose Zone In The Kanpur Area Of Indo-Gangetic Plains	-	1,91,687.00	-	1,91,687.00	-	-	1,91,687.00
93	20090280	DST	DEPARTMENT OF SC. & TECHNOLOGY	Synthetic And Mechanistic Perspectives Of Sn2 Type Ring-Opening Of Aziridines And Azetidines:Asymmetric Transformations Via Dynamic Kinetic Resolution	4,90,000.00	-	-	-4,90,000.00	-	4,90,000.00	-
94	2015211	DST	DEPARTMENT OF SC. & TECHNOLOGY	Stereoselective Syntheses Of Biologically Important Aza,Carba And Oxacyclic Compounds Via Enolate Anions And Dianions	3,20,797.00	-	81,880.00	-2,38,917.00	81,880.00	3,20,797.00	-
95	2019007	DST	DEPARTMENT OF SC. & TECHNOLOGY	Computational Ligand Design For Pd-Catalyzed Trifluoromethylation:Theoretical Prediction To Experiment	-	1,22,919.00	21,91,081.00	23,14,000.00	9,85,160.00	-	13,28,840.00
96	20070081	DST	DEPARTMENT OF SC. & TECHNOLOGY	Ramanna Fellowship	19,980.00	-	-	-19,980.00	-	19,980.00	-
97	20080032	DST	DEPARTMENT OF SC. & TECHNOLOGY	Dimetal Compounds Involving N-Heterocyclic Carbenes: Synthesis Characterization And Catalysis	4,80,566.00	-	-	-4,80,566.00	-	4,80,566.00	-
98	20090002	DST	DEPARTMENT OF SC. & TECHNOLOGY	Swarnajayanti Fellowship And Project	-	20,371.00	-	20,371.00	-	-	20,371.00
99	2015173	DST	DEPARTMENT OF SC. & TECHNOLOGY	Hydrogenation,Dehydrogenation And Dehydrogenative Coupling	9,984.00	-	52,792.00	42,808.00	42,808.00	-	-
100	2015296	DST	DEPARTMENT OF SC. & TECHNOLOGY	Fist 2015	-	2,44,454.00	-	2,44,454.00	-	-	2,44,454.00
101	20040218	DST	DEPARTMENT OF SC. & TECHNOLOGY	New Organometallic Reagents For Green Chemistry:Reactivity Studies Or Organobismuth Compounds In Organic Synthesis	-	84.00	-	84.00	-	-	84.00
102	20070040	DST	DEPARTMENT OF SC. & TECHNOLOGY	Nhc Based Multi-Site Coordinating Ligand	7,829.00	-	-	-7,829.00	-	7,829.00	-

103	20090278	DST	DEPARTMENT OF SC. & TECHNOLOGY	Models For The Photosynthetic Reaction Center:Synthesis,Structure,Reactivity And Photophysical Properties Of Porphyrin Dimmers And Rationalization Of Supramolecular Chirality	9,577.00	-	-	-9,577.00	-	9,577.00	-
104	2020426	DST	DEPARTMENT OF SC. & TECHNOLOGY	Mono-And Bimetallic Complexes For Energy Relevant Photocatalysis	-	-	18,52,774.00	18,52,774.00	1,48,354.00	-	17,04,420.00
105	2016365	DST	DEPARTMENT OF SC. & TECHNOLOGY	Visit Of Prof. Okimoto, Tit, Japan	-	8,106.00	-	8,106.00	-	-	8,106.00
106	2017158	DST	DEPARTMENT OF SC. & TECHNOLOGY	Elucidation Of Synergistic Solvation In Alcohol Chlorinatedmethane Binary Solvent Mixture By Optical Kerr Effect Spectroscopy	2,21,628.00	-	-	-2,21,628.00	-	2,21,628.00	-
107	2017267	DST	DEPARTMENT OF SC. & TECHNOLOGY	Development Of Ultrafast Photo-Functional Materials By Nano-Scale And Femtosecond Structural Dynamics	94,481.00	-	-	-94,481.00	-	94,481.00	-
108	2016449	DST	DEPARTMENT OF SC. & TECHNOLOGY	Develop A Novel Synthesis Rout For A Key Intermediate - Noroxymorphone	-	1,43,856.00	-10,10,583.00	-8,66,727.00	-	8,66,727.00	-
109	2018197	DST	DEPARTMENT OF SC. & TECHNOLOGY	Label-Free Tracking Of Antibiotics Across Dual-Membrane Envelope Of Live Gram-Negative Bacteria Using Second-Harmonic Light Scattering Technique	8,34,786.00	-	19,70,000.00	11,35,214.00	8,54,986.00	-	2,80,228.00
110	2015244	DST	DEPARTMENT OF SC. & TECHNOLOGY	Controlling Electronic Switching In Organo-Metallic Molecular Patterns At Solid-Liquid-Interface Using Scanning Electrochemical Tunneling Microscopy	1,40,957.00	-	-	-1,40,957.00	-	1,40,957.00	-
111	20030023	DST	DEPARTMENT OF SC. & TECHNOLOGY	Modular Synthesis Of Cryptand-Based Nano Structures	6,64,146.00	-	-	-6,64,146.00	-	6,64,146.00	-
112	20130211	DST	DEPARTMENT OF SC. & TECHNOLOGY	Inspire Faculty Award	6,17,991.00	-	-	-6,17,991.00	-	6,17,991.00	-
113	2014169	DST	DEPARTMENT OF SC. & TECHNOLOGY	Synthesis Of Hydrolytically Stable Metal Organic Frameworks By Control Of Inner Surface Hydrophobicity	17,765.00	-	-	-17,765.00	-	17,765.00	-
114	2018430	DST	DEPARTMENT OF SC. & TECHNOLOGY	Ru And Os Complex Catalyzed Activation And Functionalization Of Alkane C-H Bonds	86,435.00	-	12,28,901.00	11,42,466.00	9,58,662.00	-	1,83,804.00
115	2017345	DST	DEPARTMENT OF SC. & TECHNOLOGY	Sustainable Molecular Architecture Through C-H Bond Functionalization	-	5,16,301.00	-	5,16,301.00	-	-	5,16,301.00
116	2020182	DST	DEPARTMENT OF SC. & TECHNOLOGY	Synthesis Of Novel Half-Sandwich Cobalt Complexes And Their Application In C-H Bond Functionalization Reactions	-	-	-	-	1,99,401.00	1,99,401.00	-
117	2019295	DST	DEPARTMENT OF SC. & TECHNOLOGY	Coordination And Redox Chemistry Of Biologically Relevant Ligands	-	6,51,930.00	-	6,51,930.00	35,000.00	-	6,16,930.00
118	2020263	DST	DEPARTMENT OF SC. & TECHNOLOGY	Dst Inspire Faculty Proposal Inspire Faculty Fellowship	-	-	7,00,000.00	7,00,000.00	35,000.00	-	6,65,000.00
119	2017179	DST	DEPARTMENT OF SC. & TECHNOLOGY	Advancing Meg Based Brain-Computer Interface Supported Upper Limb Post-Stroke Rehabilitation	3,03,808.00	-	-	-3,03,808.00	2,64,828.00	5,68,636.00	-
120	2017239	DST	DEPARTMENT OF SC. & TECHNOLOGY	Development Of Nano-Boi-Platforms For Early Disgnostics Of Chronic Diseases	27,41,767.00	-	31,266.00	-27,10,501.00	73,80,581.00	1,00,91,082.00	-
121	2020016	DST	DEPARTMENT OF SC. & TECHNOLOGY	Development Of Scalable And Reusable N95 And N99 Mask With Enhanced Antiviral/Antibacterial Property	-	-	11,75,000.00	11,75,000.00	14,11,945.00	2,36,945.00	-
122	20110117	DST	DEPARTMENT OF SC. & TECHNOLOGY	Indo-Max Planck Centre For Computer Science (Impecs)	2,37,798.00	-	-	-2,37,798.00	-	2,37,798.00	-
123	20120060	DST	DEPARTMENT OF SC. & TECHNOLOGY	Algorithms For Data Stream Processing	-	2,38,496.00	-	2,38,496.00	-	-	2,38,496.00
124	2019101	DST	DEPARTMENT OF SC. & TECHNOLOGY	Generation And Labelling Of Lidar Point Cloud For Automatic Classification Through Cnn Approach	-	7,26,414.00	16,60,000.00	23,86,414.00	4,02,540.00	-	19,83,874.00
125	2020423	DST	DEPARTMENT OF SC. & TECHNOLOGY	Creation Of Science And Technology Content For Indic Wikipedia By Iit Kanpur	-	-	2,71,50,000.00	2,71,50,000.00	4,00,000.00	-	2,67,50,000.00
126	2015232	DST	DEPARTMENT OF SC. & TECHNOLOGY	A Study Of The Complexity Of Graph Reachability Problem	2,52,632.00	-	-	-2,52,632.00	2,67,995.00	5,20,627.00	-
127	2015073	DST	DEPARTMENT OF SC. & TECHNOLOGY	Three Problems In Algebraic Complexity Theory	-	9,74,869.00	50,709.00	10,25,578.00	10,25,578.00	-	-
128	2015234	DST	DEPARTMENT OF SC. & TECHNOLOGY	Inspire Faculty Award	-	4,58,380.00	-	4,58,380.00	25,000.00	-	4,33,380.00
129	2016256	DST	DEPARTMENT OF SC. & TECHNOLOGY	Engineering Of Security Hardened Cryptographic Protocols For Critical National Infrastructu	6,75,343.00	-	-59,020.00	-7,34,363.00	-	7,34,363.00	-
130	2017092B	DST	DEPARTMENT OF SC. & TECHNOLOGY	Uk India Clean Energy Research Institute	3,69,466.00	-	10,71,466.00	7,02,000.00	5,40,000.00	-	1,62,000.00
131	2018058	DST	DEPARTMENT OF SC. & TECHNOLOGY	Indo-Israel Collaborative For Infrastructure Security With Second Generation Anomaly Detection Techniques	-	11,78,600.00	-	11,78,600.00	-	-	11,78,600.00
132	2018229	DST	DEPARTMENT OF SC. & TECHNOLOGY	Research & Development Of Smart, Secure, Scalable, Resilient And Adaptive Cyber-Physical Power System (S3ra-Cpps)	-	7,85,244.00	2,37,415.00	10,22,659.00	10,22,659.00	-	-
133	2018380	DST	DEPARTMENT OF SC. & TECHNOLOGY	Testing The Explanatory Limits Of Limited Value Representations	-	3,39,851.00	-	3,39,851.00	2,39,900.00	-	99,951.00

134	2017351	DST	DEPARTMENT OF SC. & TECHNOLOGY	A Novel Labelled Electronic Gene Sequencing And Identification System Using Impedance Spectroscopy For Molecular Diagnostic Of Diseases/Food Borne Pathogens	78,901.00	-	-	-78,901.00	-	78,901.00	-
135	2018181	DST	DEPARTMENT OF SC. & TECHNOLOGY	Inkjet Printed Electrodes Of Graphene Oxide-Metal Oxide Hierarchical Nanostructured Nanocomposites For Improved Energy Density And Power Density Thin Flexible Supercapacitors	-	3,75,337.00	3,200.00	3,78,537.00	3,42,354.00	-	36,183.00
136	2018131	DST	DEPARTMENT OF SC. & TECHNOLOGY	Innovation Ecosystem In India	-	1,347.00	-	1,347.00	-	-	1,347.00
137	20090329	DST	DEPARTMENT OF SC. & TECHNOLOGY	Ideas-2010 The International Business Plan Competition	1,00,000.00	-	-	-1,00,000.00	-	1,00,000.00	-
138	20050090	DST	DEPARTMENT OF SC. & TECHNOLOGY	High Speed Coarse Wdm Waveguide Photodiodes By Quantum Well Intermixing	3,78,963.00	-	-	-3,78,963.00	-	3,78,963.00	-
139	20050118	DST	DEPARTMENT OF SC. & TECHNOLOGY	Research Facilities In The Intelligent Sensors Lab	11,61,344.00	-	-	-11,61,344.00	-	11,61,344.00	-
140	2014255	DST	DEPARTMENT OF SC. & TECHNOLOGY	A Multi Dimensional Smart Energy Grids Analysis For Indian Scenario	-	1,756.00	80,834.00	82,590.00	2,47,899.00	1,65,309.00	-
141	20110013	DST	DEPARTMENT OF SC. & TECHNOLOGY	Stability And Performance Of Photovoltaic (Stapp)	45,27,711.00	-	-	-45,27,711.00	-	45,27,711.00	-
142	20090292	DST	DEPARTMENT OF SC. & TECHNOLOGY	India-Uk Advanced Technology Centre (Iu-Atc) Of Excellence In Next Generation Network Systems And Services	-	3,32,280.00	-	3,32,280.00	-	-	3,32,280.00
143	20120273	DST	DEPARTMENT OF SC. & TECHNOLOGY	India-Uk Advanced Technology Centre (Iu-Atc Phase 2) Of Excellence In Next Generation Networks Systems And Services	-	69,559.00	-	69,559.00	-	-	69,559.00
144	20050331	DST	DEPARTMENT OF SC. & TECHNOLOGY	Intelligent Control Schemes And Application To Dynamics & Visual Control Of Redundant Manipulators Systems	49,888.00	-	-	-49,888.00	-	49,888.00	-
145	20090316	DST	DEPARTMENT OF SC. & TECHNOLOGY	Intelligent Visual Control Of Redundant Manipulator Systems For Grasping 3-D Objects	3,474.00	-	-	-3,474.00	-	3,474.00	-
146	2017213	DST	DEPARTMENT OF SC. & TECHNOLOGY	Learning Robotic Motor Skill, Visual Control And Perception For Warehouse Automation	-	12,73,701.00	-	12,73,701.00	3,95,969.00	-	8,77,732.00
147	2018309	DST	DEPARTMENT OF SC. & TECHNOLOGY	Intelligent Control Of Multi Robot Systems Based On Serial And Parallel Manipulators In Cyber Physical Framework	-	1,40,074.00	6,13,577.00	7,53,651.00	7,28,299.00	-	25,352.00
148	2014245	DST	DEPARTMENT OF SC. & TECHNOLOGY	Reconfigurable Distribution Networks	14,39,782.00	-	14,62,179.00	22,397.00	-	-	22,397.00
149	2017057	DST	DEPARTMENT OF SC. & TECHNOLOGY	Re-Synchronizable Grid Interactive Inverters For Indian Rooftop Solar Pv Systems	-	20,56,156.00	5,000.00	20,61,156.00	5,11,158.00	-	15,49,998.00
150	2017092A	DST	DEPARTMENT OF SC. & TECHNOLOGY	Uk India Clean Energy Research Institute	6,74,877.00	-	57,18,493.00	50,43,616.00	4,00,698.00	-	46,42,918.00
151	20040215	DST	DEPARTMENT OF SC. & TECHNOLOGY	Theoretical And Experimental Investigation Into An Artificial Tree Channel In High Voltage Polymeric Insulation	16,235.00	-	-	-16,235.00	-	16,235.00	-
152	20130098	DST	DEPARTMENT OF SC. & TECHNOLOGY	Experimental Characterization And Numerical Modeling Of Charge Transport In Synthetic Polymers Used For Electrical Insulation Under Low And High Applied Voltages	-	2,08,516.00	-	2,08,516.00	-	-	2,08,516.00
153	2015122	DST	DEPARTMENT OF SC. & TECHNOLOGY	Study Of Electrodes In Organic Solar Cell For Efficiency And Reliability Improvement	2,61,273.00	-	2,61,273.00	-	-	-	-
154	2017038B	DST	DEPARTMENT OF SC. & TECHNOLOGY	Indo-Uk Center For Education And Research In Clean Energy (Sub Project-B)	6,51,436.00	-	13,73,620.00	7,22,184.00	6,20,026.00	-	1,02,158.00
155	2018159	DST	DEPARTMENT OF SC. & TECHNOLOGY	Mix-Energy-Source Electric Vehicle Charging System Design	4,63,942.00	-	86,71,953.00	82,08,011.00	26,02,514.00	-	56,05,497.00
156	2016307	DST	DEPARTMENT OF SC. & TECHNOLOGY	Development Of Microwave Sensor System For Humanitarian Technology Applications	37,44,198.00	-	-	-37,44,198.00	-	37,44,198.00	-
157	20120275	DST	DEPARTMENT OF SC. & TECHNOLOGY	India-Uk Advanced Technology Centre (Iuac) Phase Ii	1,66,865.00	-	-	-1,66,865.00	-	1,66,865.00	-
158	20100292	DST	DEPARTMENT OF SC. & TECHNOLOGY	Fibre-Optic Entangled Photon Pair Generation For Quantum Key Distribution And Quantum Optics	-	1,36,105.00	-	1,36,105.00	-	-	1,36,105.00
159	2015322	DST	DEPARTMENT OF SC. & TECHNOLOGY	Quantum Key Distribution Using Magneto-Optic Interactions In Epitaxial Garnet Films	-	3,15,000.00	-	3,15,000.00	-	-	3,15,000.00
160	2019062	DST	DEPARTMENT OF SC. & TECHNOLOGY	Single-Carrier Decoy-State Frequency-Coded Quantum Key Distribution Over 50km Optical Fiber	-	76,62,686.00	3,25,28,000.00	4,01,90,686.00	7,01,763.00	-	3,94,88,923.00
161	20100256	DST	DEPARTMENT OF SC. & TECHNOLOGY	Synchronized Measurement Technology For Voltage Stability Monitoring And State Estimation Of Power Systems	8,031.00	-	8,031.00	-	-	-	-
162	2014250	DST	DEPARTMENT OF SC. & TECHNOLOGY	Stabilize Energy	18,39,133.00	-	-	-18,39,133.00	-	18,39,133.00	-
163	2017092C	DST	DEPARTMENT OF SC. & TECHNOLOGY	Uk India Clean Energy Research Institute	11,90,007.00	-	25,10,041.00	13,20,034.00	4,52,244.00	-	8,67,790.00
164	2018174	DST	DEPARTMENT OF SC. & TECHNOLOGY	Stability Analysis, Protection And Coordinated Control Of Networked Microgrids	-	81,95,626.00	98,29,400.00	1,80,25,026.00	1,43,12,019.00	-	37,13,007.00
165	2016199	DST	DEPARTMENT OF SC. & TECHNOLOGY	Integration And Enablement Of 0.18micron Rf-Soi Technology For Analog Mixed-Signal Applications	3,34,462.00	-	3,34,462.00	-	-	-	-

166	2016368	DST	DEPARTMENT OF SC. & TECHNOLOGY	Atomistic Simulation And Compact Modeling Of Alternate Channel Materials For Nanoscale Devices	6,18,741.00	-	-	-6,18,741.00	-	6,18,741.00	-
167	20130226	DST	DEPARTMENT OF SC. & TECHNOLOGY	Inspire Faculty Award	31,255.00	-	-	-31,255.00	-	31,255.00	-
168	20130212	DST	DEPARTMENT OF SC. & TECHNOLOGY	Inspire Faculty Research Grant	-	11,972.00	-	11,972.00	-	-	11,972.00
169	2016137	DST	DEPARTMENT OF SC. & TECHNOLOGY	Harmonic Compensation Using Distributed Solar Pv Inverters	1,88,453.00	-	3,02,103.00	1,13,650.00	1,13,650.00	-	-
170	2017038A	DST	DEPARTMENT OF SC. & TECHNOLOGY	Indo-Uk Center For Education And Research In Clean Energy (Sub Project-A)	8,68,275.00	-	15,24,620.00	6,56,345.00	4,51,320.00	-	2,05,025.00
171	2018258	DST	DEPARTMENT OF SC. & TECHNOLOGY	Development Of Non-Invasive Techniques For Nanoscale Surface Metrology	-	3,35,404.00	-	3,35,404.00	10,92,552.00	7,57,148.00	-
172	2014127	DST	DEPARTMENT OF SC. & TECHNOLOGY	Adaptive Clustering For Decentralized Resilient Energy Management (Adrem)	-	2,441.00	-	2,441.00	-	-	2,441.00
173	2017087	DST	DEPARTMENT OF SC. & TECHNOLOGY	High Power Device Analyzer, Enhancement Of Existing Vna, Time - Resolved Correlation Measurement, Power Electrics, Antenna Positioner System	84,21,812.00	-	-	-84,21,812.00	-	84,21,812.00	-
174	20110108	DST	DEPARTMENT OF SC. & TECHNOLOGY	Geochemical Evolution Of The Earth	1,31,833.00	-	-	-1,31,833.00	-	1,31,833.00	-
175	2014145	DST	DEPARTMENT OF SC. & TECHNOLOGY	Vanadium Isotopes In Crude Oil And Organic Rich Source Rocks: A New Paleoredox Proxy	14,22,440.00	-	-	-14,22,440.00	-	14,22,440.00	-
176	2017490	DST	DEPARTMENT OF SC. & TECHNOLOGY	"Dust Or Soot? Tracing The Primary Drivers Of Increased Glacial Melt Of The Himalayan Glaciers"	8,44,894.00	-	10,10,000.00	1,65,106.00	6,54,654.00	4,89,548.00	-
177	2019256	DST	DEPARTMENT OF SC. & TECHNOLOGY	Magnitude And Pathway Of Anthropogenic Platinum Group Elements; Emerging Environmental Contaminant In India	-	60,159.00	87,550.00	1,47,709.00	32,110.00	-	1,15,599.00
178	2015270	DST	DEPARTMENT OF SC. & TECHNOLOGY	Integrated Geophysical Study In The East Geothermal Province Hats Belt, Odisha, India: An Insight Into The Geotherma System And Tectonic Set Up	-	1,31,595.00	-	1,31,595.00	3,95,169.00	2,63,574.00	-
179	2017238	DST	DEPARTMENT OF SC. & TECHNOLOGY	Dynamics Of Subduction Interface And Its Implication For Earthquake Generating Frictional Sliding To Volcano Feeding Partial Melting In Convergent Plate Tectonic Boundaries	-	2,14,18,157.00	-	2,14,18,157.00	28,00,696.00	-	1,86,17,461.00
180	2015394	DST	DEPARTMENT OF SC. & TECHNOLOGY	Dst-Inspire Investigating The Laterization Of Attentional Processes	3,34,385.00	-	-	-3,34,385.00	-	3,34,385.00	-
181	2016328	DST	DEPARTMENT OF SC. & TECHNOLOGY	Investigating Visual Word Precedding In Hindi	8,05,379.00	-	-	-8,05,379.00	-	8,05,379.00	-
182	2017171	DST	DEPARTMENT OF SC. & TECHNOLOGY	Role Of Intentionality In Emotion Perception And Sense Of Agency	-	2,05,838.00	-	2,05,838.00	1,88,110.00	-	17,728.00
183	20110276	DST	DEPARTMENT OF SC. & TECHNOLOGY	Analytical And Numerical Study Of Mixed Convection Process In Corrugated Fluid Saturated Porous Configurations	3,34,040.00	-	-	-3,34,040.00	-	3,34,040.00	-
184	2018342	DST	DEPARTMENT OF SC. & TECHNOLOGY	Arbitrary Langrangian-Eulerian Finite Element Method For Computation Of Multiphase Flow With Surfactants	2,40,668.00	-	12,02,342.00	9,61,674.00	7,47,342.00	-	2,14,332.00
185	20040060	DST	DEPARTMENT OF SC. & TECHNOLOGY	Issues On Estimation, Calibration And Prediction In Measurement Error Models.	11,000.00	-	-	-11,000.00	-	11,000.00	-
186	2018207	DST	DEPARTMENT OF SC. & TECHNOLOGY	Operator-Valued Multishifts Associated With Directed Graphs	-	10,77,524.00	22,48,000.00	33,25,524.00	22,35,620.00	-	10,89,904.00
187	20130356	DST	DEPARTMENT OF SC. & TECHNOLOGY	Inspire Faculty Award	35,000.00	-	-	-35,000.00	-	35,000.00	-
188	20130304	DST	DEPARTMENT OF SC. & TECHNOLOGY	Inspire Faculty Award Research Grant For Dr. Debasis Sen [Ma-15]	19,293.00	-	-	-19,293.00	-	19,293.00	-
189	2015029	DST	DEPARTMENT OF SC. & TECHNOLOGY	Inspire Faculty Award (Ma-29)	19,100.00	-	-	-19,100.00	-	19,100.00	-
190	2016073	DST	DEPARTMENT OF SC. & TECHNOLOGY	Inspire Faculty Award	-	52,300.00	-	52,300.00	-	-	52,300.00
191	2016240	DST	DEPARTMENT OF SC. & TECHNOLOGY	Non Commutative Iwasawa Theory Of Hida Deformation	-	8,07,324.00	-	8,07,324.00	-	-	8,07,324.00
192	2016487	DST	DEPARTMENT OF SC. & TECHNOLOGY	Dst-Inspire Research Grant	-	11,80,383.00	-	11,80,383.00	59,325.00	-	11,21,058.00
193	2017449	DST	DEPARTMENT OF SC. & TECHNOLOGY	Partial Differential Equations In Conformal Geometry	-	3,96,657.00	-	3,96,657.00	3,39,980.00	-	56,677.00
194	2018248	DST	DEPARTMENT OF SC. & TECHNOLOGY	Dst Inspire Faculty Award	-	4,35,483.00	2,64,517.00	7,00,000.00	4,39,380.00	-	2,60,620.00
195	2018408	DST	DEPARTMENT OF SC. & TECHNOLOGY	Dst Inspire Faculty Grant	-	8,61,992.00	-	8,61,992.00	1,05,028.00	-	7,56,964.00
196	2019167	DST	DEPARTMENT OF SC. & TECHNOLOGY	Central Limit Theorem And Bootstrap Asymptotics In High Dimension	-	6,59,000.00	-	6,59,000.00	35,000.00	-	6,24,000.00
197	2019224	DST	DEPARTMENT OF SC. & TECHNOLOGY	Dst Inspire	35,000.00	-	-	-35,000.00	-	35,000.00	-
198	2019550	DST	DEPARTMENT OF SC. & TECHNOLOGY	Subconversy Problems:Dst Inspire Faculty	-	18,16,248.00	-	18,16,248.00	5,39,157.00	-	12,77,091.00
199	2018406	DST	DEPARTMENT OF SC. & TECHNOLOGY	Thermodynamics Of Micro-Droplets Interacting With Engineered Surfaces	-	1,65,819.00	14,779.00	1,80,598.00	3,34,254.00	1,53,656.00	-
200	20130162	DST	DEPARTMENT OF SC. & TECHNOLOGY	Development Of An Acoustic Online Weld Quality Monitoring System	24,130.00	-	-	-24,130.00	-	24,130.00	-
201	2018214	DST	DEPARTMENT OF SC. & TECHNOLOGY	Design And Prototyping Of Machinery For Achieving Cleaner Habitat Environment	-	5,26,307.00	-	5,26,307.00	-	-	5,26,307.00

202	2019252	DST	DEPARTMENT OF SC. & TECHNOLOGY	Pilot Project On Development And Implementation Of Industry 4.0 Protocols For Rail-Coach Design & Manufacturing At Modern Coach Factory, Raebareilly	-	12,33,37,449.00	92,358.00	12,34,29,807.00	2,57,58,925.00	-	9,76,70,882.00
203	20060268	DST	DEPARTMENT OF SC. & TECHNOLOGY	Fist Program In Mechanical Engineering	46,21,127.00	-	-	-46,21,127.00	-	46,21,127.00	-
204	2018247	DST	DEPARTMENT OF SC. & TECHNOLOGY	Neuro-Cognitive Instrumentation Of Validated Human-Robot Interactions To Enhance Learning And Developmental Processes In Children	1,27,836.00	-	-	-1,27,836.00	-	1,27,836.00	-
205	2020009	DST	DEPARTMENT OF SC. & TECHNOLOGY	Design And Development Of Auto	-	28,71,295.00	20,58,390.00	49,29,685.00	35,45,678.00	-	13,84,007.00
206	20100185	DST	DEPARTMENT OF SC. & TECHNOLOGY	Development And Performance Evaluation Of Carbon Nano Coil Structure For The Catalyst Support In Pem Fuel Cells	1,97,719.00	-	-	-1,97,719.00	-	1,97,719.00	-
207	20100271	DST	DEPARTMENT OF SC. & TECHNOLOGY	Novel Multifunctional Nanocomposites Made Of Epoxy Reinforced With Carbon Nanocoil Coated Carbon Fiber For Structural Applications	55,459.00	-	-	-55,459.00	-	55,459.00	-
208	2017009	DST	DEPARTMENT OF SC. & TECHNOLOGY	Nanostructured Carbon Decorated With Metal Nanoparticle...Thermoelectric	-	603.00	-	603.00	603.00	-	-
209	20090332	DST	DEPARTMENT OF SC. & TECHNOLOGY	Combustion, Material Compatibility And Engine Tribology Investigation In A Biodiesel Fuelled Turbo-Charged Transportation Engine	13,269.00	-	-	-13,269.00	-	13,269.00	-
210	2017410	DST	DEPARTMENT OF SC. & TECHNOLOGY	Design & Retrofitment For Development Methanol Fuelled Large Bore Engine (Emd 710: 4500hp) For Locomotive Marine & Power Generation Application	9,33,611.00	-	13,17,710.00	3,84,099.00	3,84,099.00	-	-
211	2020174	DST	DEPARTMENT OF SC. & TECHNOLOGY	Development Of Primary Alcohols Fueled Engine Prototype	-	-	-	-	5,04,285.00	5,04,285.00	-
212	20030176	DST	DEPARTMENT OF SC. & TECHNOLOGY	Numerical Investigation On The Failure Of Metal-Polymer Interfaces	11,518.00	-	-	-11,518.00	-	11,518.00	-
213	20040147	DST	DEPARTMENT OF SC. & TECHNOLOGY	Multiscale Modeling Of Deformation And Fracture In Glassy Amorphous Polymers.	33,300.00	-	-	-33,300.00	-	33,300.00	-
214	20130354	DST	DEPARTMENT OF SC. & TECHNOLOGY	A Bci Operated Hand Exoskeleton Based Neurorehabilitation System For Movement Restoration In Paralysis	8,99,478.00	-	-	-8,99,478.00	-	8,99,478.00	-
215	2016095	DST	DEPARTMENT OF SC. & TECHNOLOGY	Development Of A Programmable Robotic Mottion Phantom	-	4,25,710.00	-	4,25,710.00	-	-	4,25,710.00
216	2018546	DST	DEPARTMENT OF SC. & TECHNOLOGY	Fddlc-Fracture And Delamination Under Dynamic Loading	-	9,21,446.00	5,00,000.00	14,21,446.00	9,65,424.00	-	4,56,022.00
217	20090320	DST	DEPARTMENT OF SC. & TECHNOLOGY	3-D Nanofabrication Using Electric Discharge Machining	2,80,672.00	-	2,80,672.00	-	-	-	-
218	20120235	DST	DEPARTMENT OF SC. & TECHNOLOGY	An Independent Stair Climbing Wheel Chair (Manual) For Up/Down Climbing	8,64,417.00	-	-	-8,64,417.00	-	8,64,417.00	-
219	2018239	DST	DEPARTMENT OF SC. & TECHNOLOGY	Designing And Developing A Desktop Micro Wire Ecm Machine	-	14,52,098.00	1,12,858.00	15,64,956.00	25,02,687.00	9,37,731.00	-
220	2016296	DST	DEPARTMENT OF SC. & TECHNOLOGY	Fist Program-2016	-	1,54,10,444.00	-	1,54,10,444.00	1,30,43,648.00	-	23,66,796.00
221	2018193	DST	DEPARTMENT OF SC. & TECHNOLOGY	Development Of Novel Cooling Systems For High Power Leds For Enhanced Reliability And Lifetime	5,44,089.00	-	893.00	-5,43,196.00	7,91,603.00	13,34,799.00	-
222	2016313	DST	DEPARTMENT OF SC. & TECHNOLOGY	Installation Of A Pilot Plant Of 10 Kld Capacity.....On Acid Modified Soil	9,35,549.00	-	-	-9,35,549.00	57,000.00	9,92,549.00	-
223	2014001	DST	DEPARTMENT OF SC. & TECHNOLOGY	Co2 Sequestration In Marine Hydrate Sediments With Simultaneous CH4 Recovery	2,47,488.00	-	-	-2,47,488.00	-	2,47,488.00	-
224	2020442	DST	DEPARTMENT OF SC. & TECHNOLOGY	A Coupled Multiphase Flow, Heat Transfer And Geomechanics Solver With Ai Based Smart Predictor-Optimizer Tools For Porous Media Applications	-	-	-	-	1,00,000.00	1,00,000.00	-
225	20120003	DST	DEPARTMENT OF SC. & TECHNOLOGY	Motion And Interactions Of Domains In Fluid Lipid Membranes	12,407.00	-	-	-12,407.00	-	12,407.00	-
226	2018266	DST	DEPARTMENT OF SC. & TECHNOLOGY	Development Of Process Map For Additive Manufacturing Of Ti6a14v And Inconel Alloys	-	18,63,817.00	12,76,169.00	31,39,986.00	29,73,061.00	-	1,66,925.00
227	2015434	DST	DEPARTMENT OF SC. & TECHNOLOGY	Boron Nitride Based Adsorbent For Removal Of Arsenic From Aqueous Streams	13,40,914.00	-	13,77,907.00	36,993.00	36,993.00	-	-
228	2020041	DST	DEPARTMENT OF SC. & TECHNOLOGY	Design,Development,Testing And Evaluation Of A Lean-Premixed Swirl Stabilized Gas Turbine Combustor For Stationary Power Generation Using High-Hydrogen-Content Fuel	-	-	2,08,92,880.00	2,08,92,880.00	5,68,647.00	-	2,03,24,233.00
229	2019149	DST	DEPARTMENT OF SC. & TECHNOLOGY	Enhanced Liquid Atomization Through Acoustic Cavitation	-	3,49,573.00	-	3,49,573.00	4,46,662.00	97,089.00	-
230	2020074	DST	DEPARTMENT OF SC. & TECHNOLOGY	Flexible Hybrid Nano Generators Towards Large-Scale Green And Renewable Energy Harvesting	-	-	9,25,950.00	9,25,950.00	1,90,810.00	-	7,35,140.00
231	20100209	DST	DEPARTMENT OF SC. & TECHNOLOGY	Experimental And Numerical Investigation On The Mechanical Behaviour Of Micro-Sized Structural Elements	61,751.00	-	-	-61,751.00	-	61,751.00	-

232	20130221	DST	DEPARTMENT OF SC. & TECHNOLOGY	Advanced Materials Processing And Characterization Facilities	1,59,26,021.00	-	-	-1,59,26,021.00	-	1,59,26,021.00	-
233	20090169	DST	DEPARTMENT OF SC. & TECHNOLOGY	Studies On Kinetic Of Scrap Dissolution And Effect Of Other Parameters On Dynamic Control Of Steelmaking Process	-	50,593.00	-	50,593.00	-	-	50,593.00
234	20090267	DST	DEPARTMENT OF SC. & TECHNOLOGY	Phase Transformation Of Multiphase Embedded Alloy Nanoparticles And Multilayer Thin Films	2,56,041.00	-	-	-2,56,041.00	-	2,56,041.00	-
235	2019012	DST	DEPARTMENT OF SC. & TECHNOLOGY	Energy Storage Platform On Hydrogen	-	24,331.00	8,26,454.00	8,50,785.00	7,68,422.00	-	82,363.00
236	2017476	DST	DEPARTMENT OF SC. & TECHNOLOGY	Swarnajayanti Fellowship To Dr. Kantesh Balani	-	5,42,117.00	4,32,657.00	9,74,774.00	8,10,204.00	-	1,64,570.00
237	20110297	DST	DEPARTMENT OF SC. & TECHNOLOGY	Lithography Assisted Patterning And In Vitro Polymerization Of Microtubule Asters	83,449.00	-	-	-83,449.00	-	83,449.00	-
238	2016124	DST	DEPARTMENT OF SC. & TECHNOLOGY	Agarose Based Wound Dressing	51,04,928.00	-	-	-51,04,928.00	-	51,04,928.00	-
239	2014096	DST	DEPARTMENT OF SC. & TECHNOLOGY	Synthesis And Characterization Of Iron Chalcogenide, FeS ₂ (Pyrite) And Fe ₂ S ₃ Thin-Films For Photovoltaic Application	1,50,952.00	-	-	-1,50,952.00	-	1,50,952.00	-
240	20010091	DST	DEPARTMENT OF SC. & TECHNOLOGY	Development Of A Diagnostic Tool For Tumbling Mills Based On Vibration Analysis	1,28,125.00	-	-	-1,28,125.00	-	1,28,125.00	-
241	19990166	DST	DEPARTMENT OF SC. & TECHNOLOGY	Electronic Properties Of Disordered Materials	4,184.00	-	-	-4,184.00	-	4,184.00	-
242	20060341	DST	DEPARTMENT OF SC. & TECHNOLOGY	Fist Programme	-	5,50,020.00	-	5,50,020.00	-	-	5,50,020.00
243	20000301	DST	DEPARTMENT OF SC. & TECHNOLOGY	Three Dimensional Magnetohydrodynamic Turbulence Simulations	24,832.00	-	-	-24,832.00	-	24,832.00	-
244	2020455	DST	DEPARTMENT OF SC. & TECHNOLOGY	Parallel Computational Fluid Dynamics Solver For Pollution Dispersion In A City/Region	-	-	-	-	50,000.00	50,000.00	-
245	20130155	DST	DEPARTMENT OF SC. & TECHNOLOGY	Development Of Resource Material For Teachers Training In Experiment Based Physics Teaching In Rural Areas	6,39,946.00	-	-	-6,39,946.00	-	6,39,946.00	-
246	20050128	DST	DEPARTMENT OF SC. & TECHNOLOGY	Pulse Dynamics In Nonlinear Photonic Bandgap Structures	2,43,633.00	-	-	-2,43,633.00	-	2,43,633.00	-
247	2017455	DST	DEPARTMENT OF SC. & TECHNOLOGY	Development Of Optical Vein Visualisation Aid	-	10,89,232.00	-	10,89,232.00	6,02,474.00	-	4,86,758.00
248	20130147	DST	DEPARTMENT OF SC. & TECHNOLOGY	Metamaterials And Designer Plasmonic Structures For Controlling Emission And Absorption Of Light	16,13,763.00	-	-	-16,13,763.00	-	16,13,763.00	-
249	20120076	DST	DEPARTMENT OF SC. & TECHNOLOGY	Creation Of Heterogeneous Pinning In Iron Pnictides And Cuprate Superconductors By Introducing Nanopatterned Pins	65,766.00	-	-	-65,766.00	-	65,766.00	-
250	2015447	DST	DEPARTMENT OF SC. & TECHNOLOGY	Developing Prototype Of A Smart Superconducting Fault Current Limiter (Sfclsm) With Three Dimensional Field And Current Mapping Technology For Early Fault And Hot Spot Detection	-	7,38,708.00	37,057.00	7,75,765.00	7,92,497.00	16,732.00	-
251	2018444	DST	DEPARTMENT OF SC. & TECHNOLOGY	Developing A Compact Graphene Based Hall Sensor For Monitoring Steel Structures Under Stress In Advanced Materials	-	9,29,456.00	8,00,000.00	17,29,456.00	7,60,638.00	-	9,68,818.00
252	2017411	DST	DEPARTMENT OF SC. & TECHNOLOGY	Compact Plasmon-Based Bio-Sensor And Imager	-	18,87,435.00	10,37,780.00	29,25,215.00	23,34,998.00	-	5,90,217.00
253	2018429	DST	DEPARTMENT OF SC. & TECHNOLOGY	Electric Field Controlled Spin Dynamics In Nanomagnets	1,49,516.00	-	-	-1,49,516.00	48,03,069.00	49,52,585.00	-
254	20120242	DST	DEPARTMENT OF SC. & TECHNOLOGY	Inspire Faculty Fellowship: Quantum Transport And Many Body Physics In Low Dimensional Systems	-	49,584.00	-	49,584.00	-	-	49,584.00
255	2014151	DST	DEPARTMENT OF SC. & TECHNOLOGY	Effect Of Composition And Thermal Gradients On The Dynamics Of Intracuster Medium	6,44,132.00	-	-	-6,44,132.00	-	6,44,132.00	-
256	2019050	DST	DEPARTMENT OF SC. & TECHNOLOGY	Developing Efficient Method For The Measurement And Characterization Of High-Dimensional Quantum States For Photonic Quantum Information	-	9,51,373.00	1,70,95,329.00	1,80,46,702.00	54,08,700.00	-	1,26,38,002.00
257	2014220	DST	DEPARTMENT OF SC. & TECHNOLOGY	Label Free High Performance Fiber-Optic Biosensors	3,78,939.00	-	-	-3,78,939.00	-	3,78,939.00	-
258	20130115	DST	DEPARTMENT OF SC. & TECHNOLOGY	Inspire Faculty Award 2012	6,14,018.00	-	-	-6,14,018.00	-	6,14,018.00	-
259	2016248	DST	DEPARTMENT OF SC. & TECHNOLOGY	Probing Quantum Gravity Through Holography	34,113.00	-	-	-34,113.00	-	34,113.00	-
260	2016419	DST	DEPARTMENT OF SC. & TECHNOLOGY	Entropy, Entanglement & Flat Space	-	35,632.00	-	35,632.00	-	-	35,632.00
261	2017514	DST	DEPARTMENT OF SC. & TECHNOLOGY	Dst Inspire Faculty Grant	6,00,582.00	-	6,54,922.00	54,340.00	6,51,520.00	5,97,180.00	-
262	20030184	DST	DEPARTMENT OF SC. & TECHNOLOGY	Study Of Potential Fluctuations In Amorphous Silicon	-	1,829.00	-	1,829.00	-	-	1,829.00
263	20060019	DST	DEPARTMENT OF SC. & TECHNOLOGY	Ion Beam Facility For Micro And Nanoscale Science And Engineering	-	6,68,400.00	-	6,68,400.00	-	-	6,68,400.00
264	20020052	DST	DEPARTMENT OF SC. & TECHNOLOGY	The Analysis Of Fused Deposition Through Electro-Chemical Discharge	35,161.00	-	-	-35,161.00	-	35,161.00	-
265	2018079	DST	DEPARTMENT OF SC. & TECHNOLOGY	Large Area Opto-Electronics For Australia And India: From Materials To Advanced Devices	8,13,829.00	-	15,44,520.00	7,30,691.00	10,28,165.00	2,97,474.00	-
266	2015177	DST	DEPARTMENT OF SC. & TECHNOLOGY	Advancing The Efficiency And Production Potential Of Excitonic Solar Cells (Apex Phase Ii)	-	6,14,070.00	-	6,14,070.00	-	-	6,14,070.00
267	2018381	DST	DEPARTMENT OF SC. & TECHNOLOGY	Development Of A Portable And Non-Contact Type Intraocular (Iop) Pressure Measurement Device	-	13,86,368.00	14,00,000.00	27,86,368.00	9,27,286.00	-	18,59,082.00

268	20130195	DST	DEPARTMENT OF SC. & TECHNOLOGY	Decision Support System To Enhance Safety Of Railway Track Workers	94,663.00	-	-	-94,663.00	-	94,663.00	-
269	2014385	DST	DEPARTMENT OF SC. & TECHNOLOGY	Ideas	52,486.00	-	-	-52,486.00	-	52,486.00	-
270	20130065	DST	DEPARTMENT OF SC. & TECHNOLOGY	Establishment Of A Multidisciplinary Innovation Lab (Tinkering Lab)	-	1,40,075.00	-	1,40,075.00	-	-	1,40,075.00
271	2016386	DST	DEPARTMENT OF SC. & TECHNOLOGY	Nidhi - Eir	-	1,73,999.00	-	1,73,999.00	1,73,999.00	-	-
272	2016427	DST	DEPARTMENT OF SC. & TECHNOLOGY	Nidhi Prayas	-	47,38,410.00	2,08,042.00	49,46,452.00	31,85,559.00	-	17,60,893.00
273	2019198	DST	DEPARTMENT OF SC. & TECHNOLOGY	Nidhi-Sss	-	1,53,58,954.00	1,57,098.00	1,55,16,052.00	73,73,823.00	-	81,42,229.00
274	2019537	DST	DEPARTMENT OF SC. & TECHNOLOGY	Nidhi Prayas-2020	-	-	1,20,00,000.00	1,20,00,000.00	53,86,053.00	-	66,13,947.00
			DST Total		11,03,14,127.00	39,42,31,879.00	21,95,58,175.00	50,34,75,927.00	29,67,45,955.00	11,39,03,643.00	32,06,33,615.00
1	2020259	DST//IN	DST//INSPIRE	Inspire Faculty	-	-	7,00,000.00	7,00,000.00	1,45,224.00	-	5,54,776.00
			DST//IN Total		-	-	7,00,000.00	7,00,000.00	1,45,224.00	-	5,54,776.00
1	2016214	DSTRSF	DST & RUSSIAN FEDERATION	Helicity Effects In Magnetohydrodynamic, Rotating, And Convective Turbulence	-	3,91,903.00	-	3,91,903.00	-	-	3,91,903.00
			DSTRSF Total		-	3,91,903.00	-	3,91,903.00	-	-	3,91,903.00
1	20100102	EADS	E-AEROPEAS AERO DEFENCE SYSTEM	Communication, Localization & Navigation Using Solely Ad Hoc Network Providing Robust Solutions	-	10,387.00	-	10,387.00	-	-	10,387.00
			EADS Total		-	10,387.00	-	10,387.00	-	-	10,387.00
1	2018314	EIL	ENGINEERS INDIA LIMITED	Eil-Engsui/Siic	-	-	1,21,73,760.00	1,21,73,760.00	43,46,720.00	-	78,27,040.00
			EIL Total		-	-	1,21,73,760.00	1,21,73,760.00	43,46,720.00	-	78,27,040.00
1	2017425	EMBO	EMBO, GERMANY	Structure And Function Of Selected G Protein-Coupled Receptors	-	38,55,783.00	11,62,116.00	50,17,899.00	14,55,097.00	-	35,62,802.00
			EMBO Total		-	38,55,783.00	11,62,116.00	50,17,899.00	14,55,097.00	-	35,62,802.00
1	2019337	EPSRC	EPSRC	Developing Statistical Downscaling To Improve Water Quality Understanding And Management In The Ramganga Sub-Basin	-	2,20,460.00	19,44,822.00	21,65,282.00	21,48,178.00	-	17,104.00
2	2018054	EPSRC	EPSRC	Sunrise	10,18,836.00	-	26,10,921.00	15,92,085.00	18,32,742.00	2,40,657.00	-
			EPSRC Total		10,18,836.00	2,20,460.00	45,55,743.00	37,57,367.00	39,80,920.00	2,40,657.00	17,104.00
1	2018332	ER-IR	EASTERN RAILWAYS ZONE INDIAN RAILWAYS	Continuous Monitoring Of Sampreeti Setu (New Jubilee Bridge): Instrumentation, Design And Health Assessment	-	2,56,64,802.00	-	2,56,64,802.00	1,78,08,118.00	-	78,56,684.00
			ER-IR Total		-	2,56,64,802.00	-	2,56,64,802.00	1,78,08,118.00	-	78,56,684.00
1	2018211	ESNPL	E-SPIN NANOTECH P. LTD.	Addressable Peptide-Polymer Electrospun Nanofibres For Cell Sorting Diagnosis And Delivery	-	1,30,639.00	8,00,000.00	9,30,639.00	5,55,499.00	-	3,75,140.00
			ESNPL Total		-	1,30,639.00	8,00,000.00	9,30,639.00	5,55,499.00	-	3,75,140.00
1	2016049	FLIPKA	FLIPKART	Flipkart Grant For Collaboration	-	3,25,123.00	-	3,25,123.00	-	-	3,25,123.00
2	2015376	FLIPKA	FLIPKART	Identifying Fake Product Listings And Seller.	-	10,282.00	-	10,282.00	-	-	10,282.00
			FLIPKA Total		-	3,35,405.00	-	3,35,405.00	-	-	3,35,405.00
1	20030248	FLUENT	FLUENT INDIA PVT. LTD.	Development Of Computer Code On Pressure Based Navier-Stokes Solver For Unstructured Grids	-	12,598.00	-	12,598.00	-	-	12,598.00
			FLUENT Total		-	12,598.00	-	12,598.00	-	-	12,598.00
1	2014188	FMI	FINNISH METEOROLOGICAL INSTITUTE	Black And Brown Carbon Influence On Climate Change In India -From Local To Regional Scale	-	1,000.00	-	1,000.00	-	-	1,000.00
			FMI Total		-	1,000.00	-	1,000.00	-	-	1,000.00
1	2016086	GAIL	GAS AUTHORITY OF INDIA LTD	Development Of Super Elastic Friction Damper (Sfd) For Vibration Control Of Pipelines.	3,89,821.00	-	-	-3,89,821.00	-	3,89,821.00	-
2	2018093	GAIL	GAS AUTHORITY OF INDIA LTD	Low Altitude Long Endurance (Lale) Unmanned Aerial System (Uas) For Surveillance, Reconnaissance And Asset Monitoring (Sram)	10,09,699.00	-	9,75,726.00	-33,973.00	3,87,120.00	4,21,093.00	-
3	2015079	GAIL	GAS AUTHORITY OF INDIA LTD	Development Of Compressed Air Based Test Bed For Pipe-Line Health Monitoring Robot	-	1,98,611.00	-	1,98,611.00	-	-	1,98,611.00
4	2017069	GAIL	GAS AUTHORITY OF INDIA LTD	Design And Development Of Adoptive Intellegent Phmr For Fuel Transportation Systems	-	9,32,452.00	5,09,760.00	14,42,212.00	8,44,628.00	-	5,97,584.00
			GAIL Total		13,99,520.00	11,31,063.00	14,85,486.00	12,17,029.00	12,31,748.00	8,10,914.00	7,96,195.00
1	2018358	GE	GE INDIA TEHNOLOGY CENTRE PVT. LTD.	Aircraft Engine Combustor Design For Improved Operability, Durability, Pattern Factor And Emissions	-	66,89,345.00	-	66,89,345.00	27,86,494.00	-	39,02,851.00
2	20130244	GE	GE INDIA TEHNOLOGY CENTRE PVT. LTD.	Developing Test Methods For High Strain Rate Characterization Of Polymer Matrix Composites	-	63.00	-	63.00	-	-	63.00
3	2014323	GE	GE INDIA TEHNOLOGY CENTRE PVT. LTD.	Developing Test Methods For High Strain Rate Characterization Of Polymer Matrix Composites	-	21,491.00	-	21,491.00	-	-	21,491.00
4	2015184	GE	GE INDIA TEHNOLOGY CENTRE PVT. LTD.	Microstructural Evaluation Of Deformation And Recrystallization Behaviour	-	2,839.00	-	2,839.00	-	-	2,839.00

5	20120266	GE	GE INDIA TECHNOLOGY CENTRE PVT. LTD.	Inter Diffusion Between Thermal Barrier Coating & Bond Coats: Growth Kinetics Of Thermally Grown Oxides	-	82.00	-	82.00	-	-	82.00
		GE Total			-	67,13,820.00	-	67,13,820.00	27,86,494.00	-	39,27,326.00
1	20060080	GEGR	GE GLOBAL RESEARCH	Development Of Non Linear Finite Element Based Software For The Analysis Of Overall Properties Of Multi-Phase Polymer Blends With A Pre-Defined Morphology	-	2,296.00	-	2,296.00	-	-	2,296.00
		GEGR Total			-	2,296.00	-	2,296.00	-	-	2,296.00
1	20080322	GIMLS	GURUDEV INTERNATIONAL , MUMBAI LAKE, SRINAGAR	Piloting Zero Discharge System In House Boat Dal	-	3,95,514.00	-	3,95,514.00	-	-	3,95,514.00
		GIMLS Total			-	3,95,514.00	-	3,95,514.00	-	-	3,95,514.00
1	20110261	GM	GENERAL MOTORS INDIA PVT.LTD.	Cryptographic Algorithms	-	1,75,604.00	-	1,75,604.00	-	-	1,75,604.00
		GM Total			-	1,75,604.00	-	1,75,604.00	-	-	1,75,604.00
1	20130318	GMMOTO	GENERAL MOTORS USA	Investigations Of Interdiffusion In Aluminum Alloys	-	33,201.00	-	33,201.00	-	-	33,201.00
		GMMOTO Total			-	33,201.00	-	33,201.00	-	-	33,201.00
1	2014332	GOOGLE	GOOGLE ONLINE INDIA PVT.LTD	Google Transperency : A Desktop Plug-In Google Maps	-	5,340.00	-	5,340.00	-	-	5,340.00
		GOOGLE Total			-	5,340.00	-	5,340.00	-	-	5,340.00
1	2019166	GSI	GEOLOGICAL SURVEY OF INDIA	Paleoseismology Along The Foothill Zone Of The Central Himalaya Uttarakhand India	3,83,030.00	-	4,00,000.00	16,970.00	16,970.00	-	-
		GSI Total			3,83,030.00	-	4,00,000.00	16,970.00	16,970.00	-	-
1	20110087	GTRE	GAS TURBINE RESEARCH ESTABLISHMENT	Aero-Elastic Study Of Turbo-Machinery Blades	2,77,364.00	-	-	-2,77,364.00	-	2,77,364.00	-
		GTRE Total			2,77,364.00	-	-	-2,77,364.00	-	2,77,364.00	-
1	2013359	HAL	HINDUSTAN AERONAUTICS LTD	Ofdm Based Jam Proof Data/Voice Digital Link For Aircraft Communications	-	2,33,000.00	-	2,33,000.00	-	-	2,33,000.00
		HAL Total			-	2,33,000.00	-	2,33,000.00	-	-	2,33,000.00
1	2016453	HPCL	HINDUSTAN PETROLEUM CORPORATION LIMITED	Development And Scale-Up Of Ultrasmall Nanocatalysts For Hydrodesulfurization	7,82,768.00	-	9,80,500.00	1,97,732.00	4,20,000.00	2,22,268.00	-
		HPCL Total			7,82,768.00	-	9,80,500.00	1,97,732.00	4,20,000.00	2,22,268.00	-
1	2020034	HQ	HYDRO QUEBEC	Microscale Modeling Of Steels	-	-	11,00,099.00	11,00,099.00	5,25,774.00	-	5,74,325.00
		HQ Total			-	-	11,00,099.00	11,00,099.00	5,25,774.00	-	5,74,325.00
1	2017439	HSI	HELVETAS SWISS INTERCORPORATION (THROUGH UNDP)	Strengthening State Strategies For Climate Action	-	3,824.00	-	3,824.00	-	-	3,824.00
		HSI Total			-	3,824.00	-	3,824.00	-	-	3,824.00
1	2019060A	HTSPL	HONEYWELL TECHNOLOGY SOLUTIONS LAB PVT.LTD.	Ku-K-Ka Band Phase Array Antenna For Satcom On The Move Applications	-	-	8,62,287.00	8,62,287.00	1,43,715.00	-	7,18,572.00
		HTSPL Total			-	-	8,62,287.00	8,62,287.00	1,43,715.00	-	7,18,572.00
1	20120285	HUDCO	HOUSING AND URBAN DEVELOPMENT CORPORATION LTD.	Installation Of Zero Discharge Toilet System (Zdts) At Kumbh 2013, Allahabad	36,088.00	-	-	-36,088.00	-	36,088.00	-
		HUDCO Total			36,088.00	-	-	-36,088.00	-	36,088.00	-
1	2018120	HUL	HUL	(Uay)-Biodegradable Polymers For Packing Applications	-	4,93,491.00	9,72,175.00	14,65,666.00	10,08,583.00	-	4,57,083.00
		HUL Total			-	4,93,491.00	9,72,175.00	14,65,666.00	10,08,583.00	-	4,57,083.00
1	2020042	IA	INDIAN ARMY	Design And Development Of A Ramjet Based Propulsion System And A Precision Guidance Kit(Pgk) For Existing 155 Mm Artillery Shell To Achieve Minimum 60 Km Range	-	-	3,00,000.00	3,00,000.00	3,00,000.00	-	-
2	2020042A	IA	INDIAN ARMY	Guidance And Control Of A Precision Guidance Kit (Pgk) For Existing 155mm Artillery Shell	-	-	22,00,000.00	22,00,000.00	20,89,368.00	-	1,10,632.00
3	2020042B	IA	INDIAN ARMY	Power Generation And Management Unit For Pkg	-	-	20,00,000.00	20,00,000.00	22,18,650.00	2,18,650.00	-
		IA Total			-	-	45,00,000.00	45,00,000.00	46,08,018.00	2,18,650.00	1,10,632.00
1	2016250	IBM	INTERNATIONAL BUSINESS MACHINES	Ibm Shared University Research Award	-	25,594.00	-	25,594.00	-	-	25,594.00
2	2016434	IBM	INTERNATIONAL BUSINESS MACHINES	Provenance In Graph Databases	-	34,380.00	-	34,380.00	-	-	34,380.00
3	2016207	IBM	INTERNATIONAL BUSINESS MACHINES	Ibm Research Faculty Award	-	8,59,906.00	1,00,000.00	9,59,906.00	1,63,400.00	-	7,96,506.00
		IBM Total			-	9,19,880.00	1,00,000.00	10,19,880.00	1,63,400.00	-	8,56,480.00
1	20080184	IC	IMPIRIAL COLLEGE	Sub Surface Stratigraphy Of The Ghaggar Planins: Linkage Of Landscape Evolution & Cultural Heritage	-	4,514.00	-	4,514.00	-	-	4,514.00
		IC Total			-	4,514.00	-	4,514.00	-	-	4,514.00
1	20120058	ICAR	INDIAN COUNCIL OF AGRICULTURAL RESEARCH	Understanding Plant Nematode Interaction: Identification Of Plant And Nematode Genes Involved In Disease Development	2,68,172.00	-	-	-2,68,172.00	-	2,68,172.00	-
		ICAR Total			2,68,172.00	-	-	-2,68,172.00	-	2,68,172.00	-
1	2014068	ICIMOD	INTERNATIONAL CENTRE FOR INTEGRATED MOUNTAIN DEVELOPMENT	Sediment Dynamics And Sediment Connectivity In The Koshi Basin : Implications For River Hazards	1,25,740.00	-	-	-1,25,740.00	-	1,25,740.00	-

2	2015144	ICIMOD	INTERNATIONAL CENTRE FOR INTEGRATED MOUNTAIN DEVELOPMENT	The structure And Dynamics Of Groundwater Systems In North Bihar With Special Focus On The Koshi Megafan	-	16,683.00	-	16,683.00	-	-	16,683.00
		ICIMOD Total			1,25,740.00	16,683.00	-	-1,09,057.00	-	1,25,740.00	16,683.00
1	20100270	ICMR	ICMR	Design & Development Of A Non Invasive Ocular Drug Delivery System For The Treatment Of Retinal Diseases	-	254.00	-	254.00	-	-	254.00
2	2017008	ICMR	ICMR	Gradient Of Chemical Cues And Differentially Pre-Induced Mesenchymal Stem Cell In An Injectable Hydrogel For Osteochondral Tissue Regeneration	5,25,886.00	-	5,60,781.00	34,895.00	7,652.00	-	27,243.00
3	2018137	ICMR	ICMR	Fabrication Of New Generation Of Self Resorbible Implants And Devices From Bioactive And Biodegradable Materials For Orthopaedic Applications	-	3,46,815.00	4,00,555.00	7,47,370.00	5,71,050.00	-	1,76,320.00
4	2016489	ICMR	ICMR	Targeting Multiple Pathway By A Single Molecule As A Therapeutic Strategy In Huntington'S Disease	4,97,649.00	-	-	-4,97,649.00	-	4,97,649.00	-
5	20110029	ICMR	ICMR	Multiple Tip Hydrodermally Syringe Needle For Easy Insertion Into Soft Tissues	43,654.00	-	-	-43,654.00	-	43,654.00	-
6	2018210	ICMR	ICMR	Addressable Peptide-Polymer-Electrospun Nanofibers For Cell Sorting Diagnostics And Delivery	-	6,20,006.00	-	6,20,006.00	8,68,088.00	2,48,082.00	-
7	2020069	ICMR	ICMR	Target Identification And Hit To Lead Optimization Of Sri 12742 Targeting Mdr A.Baumannii	-	-	28,03,867.00	28,03,867.00	5,67,195.00	-	22,36,672.00
8	2020218	ICMR	ICMR	Synergistic Metal Based Antimicrobial Agent For Amr Bacterial Pathogen Combinatorial And Multimodel Approach	-	-	13,10,000.00	13,10,000.00	6,12,506.00	-	6,97,494.00
		ICMR Total			10,67,189.00	9,67,075.00	50,75,203.00	49,75,089.00	26,26,491.00	7,89,385.00	31,37,983.00
1	2015043	ICPR	INDIAN COUNCIL OF PHILOSOPHICAL RESEARCH	Gandhi'S Critique Of Modernity In Hind Swaraj: A Philosophical Study	-	83,937.00	-	83,937.00	-	-	83,937.00
		ICPR Total			-	83,937.00	-	83,937.00	-	-	83,937.00
1	2017511	ICSSR	INDIAN COUN.OF SOCIAL SC.RESE	Income Inequality Development And Kuznets Curve; A Second Generation Panel Cointegration Analysis Of India	-	80,000.00	-	80,000.00	-	-	80,000.00
2	2018244	ICSSR	INDIAN COUN.OF SOCIAL SC.RESE	Economic Growth, Inequality And Poverty Alleviations In India: The Implications Of Nightlight (Ega)	-	4,500.00	-	4,500.00	-	-	4,500.00
3	2015427	ICSSR	INDIAN COUN.OF SOCIAL SC.RESE	Skill Formation And Self Employment Generation Through Vocational Training	66,803.00	-	-	-66,803.00	-	66,803.00	-
4	20130331	ICSSR	INDIAN COUN.OF SOCIAL SC.RESE	A Study On The Interaction Between Formal And Informal Institutions And Its Effect On Entrepreneurship	89,134.00	-	-	-89,134.00	-	89,134.00	-
5	2017071	ICSSR	INDIAN COUN.OF SOCIAL SC.RESE	Sense Of Agency As Tracking Control: A Multi-Level Approach	-	10,706.00	-	10,706.00	-	-	10,706.00
6	2019029	ICSSR	INDIAN COUN.OF SOCIAL SC.RESE	Climate Energy Policy Network: A Comparative Study Of India And Japan	-	2,627.00	4,21,544.00	4,24,171.00	58,304.00	-	3,65,867.00
		ICSSR Total			1,55,937.00	97,833.00	4,21,544.00	3,63,440.00	58,304.00	1,55,937.00	4,61,073.00
1	20130329	IEEE	IEEE USA	Orientation Detection Using Passive Uhf Rfid Technology	-	4.00	-	4.00	-	-	4.00
		IEEE Total			-	4.00	-	4.00	-	-	4.00
1	2019039	IFCPAR	IFCPAR	Chromium Isotopes As Tracers Of Environmental Contamination And Remediation	-	11,88,810.00	11,10,645.00	22,99,455.00	15,54,677.00	-	7,44,778.00
2	20070086	IFCPAR	IFCPAR	Development Of Functionalized Carbon Nanotubes- Nucleobase Constructs And Their Use In Biomimetic Catalysts	-	33,366.00	-	33,366.00	-	-	33,366.00
3	20090305	IFCPAR	IFCPAR	Bimetallic Catalysis Involving Ruthenium And Palladium:C-H Bond Activation, Functionalization And Beyond	1,19,423.00	-	-	-1,19,423.00	-	1,19,423.00	-
4	2018317	IFCPAR	IFCPAR	Formal Verification Of Autopilot Software For Uavs	-	5,09,209.00	13,14,746.00	18,23,955.00	6,21,508.00	-	12,02,447.00
5	2014394	IFCPAR	IFCPAR	Device To Device (D2d) Communications For Lte-Advanced Cellular Netwro	2,47,404.00	-	-	-2,47,404.00	-	2,47,404.00	-
6	20110065	IFCPAR	IFCPAR	The Kosi River Alluvial Dynamics And Associated Risks	1,33,024.00	-	-	-1,33,024.00	-	1,33,024.00	-
7	2018179	IFCPAR	IFCPAR	"Fog City: Qos-Aware Resource Management For Smart Cities"	-	6,10,774.00	1,37,833.00	7,48,607.00	3,20,948.00	-	4,27,659.00
8	2020104	IFCPAR	IFCPAR	On The Cohomology And Deformations Of Leavitt Path Algebras And Applications	-	-	90,000.00	90,000.00	1,05,600.00	15,600.00	-
9	20060273	IFCPAR	IFCPAR	Development Of An Experimentally Validated Simulaton Scheme For Fracture Of Glassy, Amorphous Polymers	13,799.00	-	-	-13,799.00	-	13,799.00	-
10	20100236	IFCPAR	IFCPAR	Thermo-Hydrodynamics Of Phase-Change Induced Oscillating Taylor Bubble Flows	1,39,355.00	-	-	-1,39,355.00	-	1,39,355.00	-
11	2017003	IFCPAR	IFCPAR	Loop Heat Pipes For Avionics And Terrestrial Applications	10,16,164.00	-	-20,000.00	-10,36,164.00	3,91,427.00	14,27,591.00	-
12	20020217	IFCPAR	IFCPAR	Radiation Induced Electronic Phase Separation In Epitaxial Films Of Perovskite Manganites	-	23,732.00	-	23,732.00	-	-	23,732.00

13	20120319	IFCPAR	IFCPAR	Reversals Of A Large Scale Field On A Turbulent Background	2,94,916.00	-	-	-2,94,916.00	-	2,94,916.00	-
14	2018557	IFCPAR	IFCPAR	Turbulent Flows In Equilibrium	2,42,600.00	-	4,10,000.00	1,67,400.00	4,78,888.00	3,11,488.00	-
15	2017226	IFCPAR	IFCPAR	Micro-Squid Magnetometry Of Nano-Scale Magnetic Structures	5,24,919.00	-	9,67,575.00	4,42,656.00	12,45,364.00	8,02,708.00	-
16	20080101	IFCPAR	IFCPAR	Field Effect Transistor Of Fpseudovikite Oxides For Spintronics	19,101.00	-	-	-19,101.00	-	19,101.00	-
17	2019163	IFCPAR	IFCPAR	Design Of Flexible Sweat Sensors And Stretchable Batteries Embedded In E-Textile To Monitor Personal Health And Fitness Parameters	-	6,97,710.00	33,11,136.00	40,08,846.00	37,76,979.00	-	2,31,867.00
		IFCPAR Total			27,50,705.00	30,63,601.00	73,21,935.00	76,34,831.00	84,95,391.00	35,24,409.00	26,63,849.00
1	2018115	IGCAR	INDIRA GANDHI CENTRE FOR ATOMIC RESEARCH, KALPAKKAM	Non Contact Metrology Of Hexagonal Wrapper Tube Through Glass Medium	39,739.00	-	200.00	-39,539.00	6,90,820.00	7,30,359.00	-
2	20040140	IGCAR	INDIRA GANDHI CENTRE FOR ATOMIC RESEARCH, KALPAKKAM	Analysis And Simulation Of Snake Like Robots	-	13.00	-	13.00	-	-	13.00
3	2015120	IGCAR	INDIRA GANDHI CENTRE FOR ATOMIC RESEARCH, KALPAKKAM	Csrdm Shroud Tube Hydraulics Of Control Plug In Fast Breeder Reactors	4,000.00	-	-	-4,000.00	-	4,000.00	-
4	20100193	IGCAR	INDIRA GANDHI CENTRE FOR ATOMIC RESEARCH, KALPAKKAM	Sintering Studies On Nuclear Materials	-	12,36,581.00	-	12,36,581.00	-	-	12,36,581.00
		IGCAR Total			43,739.00	12,36,594.00	200.00	11,93,055.00	6,90,820.00	7,34,359.00	12,36,594.00
1	2019487	IGCI	IGC INDIA (BIHAR)	Knowledge Is Power	-	-	18,80,086.00	18,80,086.00	21,75,342.00	2,95,256.00	-
		IGCI Total			-	-	18,80,086.00	18,80,086.00	21,75,342.00	2,95,256.00	-
1	2017025	IGNTU	INDRA GANDHI NATIONAL TRIBAL UNIVERSITY	Brihaspati Erp System Deployment In Igmtu Amarkantak	73,023.00	-	-	-73,023.00	-	73,023.00	-
		IGNTU Total			73,023.00	-	-	-73,023.00	-	73,023.00	-
1	2019200	IGSTC	INDO-GERMAN SCIENCE & TECHNOLOGY CENTRE	Robot Skill Transfer From Simulation To Real World Development In Manufacturing Industries And Warehouse (Translearn)	-	43,09,911.00	14,307.00	43,24,218.00	23,59,635.00	-	19,64,583.00
2	2014269	IGSTC	INDO-GERMAN SCIENCE & TECHNOLOGY CENTRE	Reduction Of Earth Metals In Chalkopyritebased Solar Cells (Remsolar)	-	-	76,018.00	76,018.00	76,018.00	-	-
3	2015454	IGSTC	INDO-GERMAN SCIENCE & TECHNOLOGY CENTRE	Minkowskian Holography	19,524.00	-	-	-19,524.00	-	19,524.00	-
4	20120009	IGSTC	INDO-GERMAN SCIENCE & TECHNOLOGY CENTRE	Flexible Printed Integrated Disposable Electronics (Flexipride)	12,16,455.00	-	-	-12,16,455.00	-	12,16,455.00	-
		IGSTC Total			12,35,979.00	43,09,911.00	90,325.00	31,64,257.00	24,35,653.00	12,35,979.00	19,64,583.00
1	2017322	IHA	INDIAN NATIONAL TRUST FOR ART AND CULTURAL HERITAGE ACADEMY (INTACH)	Mapping Sringaverpura: An Inter-Disciplinary Research	1,26,712.00	-	-	-1,26,712.00	-	1,26,712.00	-
		IHA Total			1,26,712.00	-	-	-1,26,712.00	-	1,26,712.00	-
1	20130189	IICHE	INDIAN INSTITUTE OF CHEMICAL ENGINEERS	Green Synthesis Of Near-Infrared Wavelength Absorbing Pb Se Quantum Dots	-	536.00	-	536.00	-	-	536.00
		IICHE Total			-	536.00	-	536.00	-	-	536.00
1	2018125	IIM	INDIAN INSTITUTE OF MANAGEMENT	A Study Of Artisanal Entrepreneurship, Skill Development And Network Among Goldsmiths In Contemporary India	-	41,991.00	1,35,222.00	1,77,213.00	2,09,217.00	32,004.00	-
		IIM Total			-	41,991.00	1,35,222.00	1,77,213.00	2,09,217.00	32,004.00	-
1	2015416	IITB	INDIAN INSTITUTE OF TECHNOLOGY BOMBAY	Khel (Knowledge Hub For E-Learning)	42,19,055.00	-	-	-42,19,055.00	-	42,19,055.00	-
		IITB Total			42,19,055.00	-	-	-42,19,055.00	-	42,19,055.00	-
1	2015399	IITCOE	IIMA-IDEA TELECOM CENTER OF EXCELLENCE (IITCOE)	Cooperative Communication In Cellular Networks Protocol Design And Performance Analysis	1,02,092.00	-	-	-1,02,092.00	-	1,02,092.00	-
2	2019002	IITCOE	IIMA-IDEA TELECOM CENTER OF EXCELLENCE (IITCOE)	Spectrum Utilization Policies And Techniques For Millimeter Wave (Mmwave) Mimo-Based Internet Of Things (Iot) In 5g Wireless Networks	1,76,001.00	-	-	-1,76,001.00	5,63,291.00	7,39,292.00	-
		IITCOE Total			2,78,093.00	-	-	-2,78,093.00	5,63,291.00	8,41,384.00	-
1	2016272	IITD	INDIAN INSTITUTE OF TECHNOLOGY DELHI	Iit Pal	-	80,350.00	-	80,350.00	-	-	80,350.00
		IITD Total			-	80,350.00	-	80,350.00	-	-	80,350.00
1	2016295	IITK	INDIAN INSTITUTE OF TECHNOLOGY	Construction Safety And Quality Control Studies	-	59,295.00	1,02,823.00	1,62,118.00	1,16,514.00	-	45,604.00
2	20060224	IITK	INDIAN INSTITUTE OF TECHNOLOGY	Development Of Multi Elemental Focused Ion Beam System	79,040.00	-	-	-79,040.00	-	79,040.00	-
		IITK Total			79,040.00	59,295.00	1,02,823.00	83,078.00	1,16,514.00	79,040.00	45,604.00
1	2014346	IITM	INDIAN INSTITUTE OF TROPICAL METEOROLOGY	Monsoon Dynamics And Thermodynamics From The Land Surface, Through Convection To The Confidential Scale (Incompass)	49,160.00	-	-	-49,160.00	-	49,160.00	-
2	2018208	IITM	INDIAN INSTITUTE OF TROPICAL METEOROLOGY	The Development Of Very High Resolution Cfs Model Based On Icosahedral Grid	-	64,73,911.00	-	64,73,911.00	24,88,467.00	-	39,85,444.00
		IITM Total			49,160.00	64,73,911.00	-	64,24,751.00	24,88,467.00	49,160.00	39,85,444.00
1	2015006	INAE	INDIAN NATIONAL ACADEMY OF ENGINEERING	Inae Kanpur Local Chapter	-	41,205.00	-	41,205.00	-	-	41,205.00

		INAE Total			-	41,205.00	-	41,205.00	-	-	41,205.00
1	20090231	INDOUS	INDO-US SCIENCE & TECHNOLOGY FORUM	Atmospheric Haze:Adverse Impacts On Glaciers & Cultural Heritage In India	1,181.00	-	-	-1,181.00	-	1,181.00	-
2	20080105	INDOUS	INDO-US SCIENCE & TECHNOLOGY FORUM	Indo-Us Networked Centeron Development Of Metal-Ceramic Composites Through Microwave Processing	-	6,96,699.00	-	6,96,699.00	-	-	6,96,699.00
		INDOUS Total			1,181.00	6,96,699.00	-	6,95,518.00	-	1,181.00	6,96,699.00
1	2014012	INSA	INDIAN NATIONAL SCIENCE ACADEM	Molecular And Biochemical Characterization Of Nuclear Actin Related Proteins (Arps) From Ustilago Maydis	8,971.00	-	-	-8,971.00	-	8,971.00	-
2	2015331	INSA	INDIAN NATIONAL SCIENCE ACADEM	Chemical Characterization Of Organic Aerosols Under Difference Environmental Conditions	-	22.00	-	22.00	-	-	22.00
3	2015260	INSA	INDIAN NATIONAL SCIENCE ACADEM	Kanpur Local Chater Of Insa	-	1,89,463.00	-	1,89,463.00	-	-	1,89,463.00
4	2014004	INSA	INDIAN NATIONAL SCIENCE ACADEM	Development Of Highly Selective Chemosensors For Cost-Effective Detection And Estimation Of Biologically And Environmentally Important Metal Ions	-	37.00	-	37.00	-	-	37.00
5	2017249	INSA	INDIAN NATIONAL SCIENCE ACADEM	Unrevelling Shringverpura: Ancient Technology For Harvesting Water	1,42,000.00	-	-	-1,42,000.00	-	1,42,000.00	-
6	20110034	INSA	INDIAN NATIONAL SCIENCE ACADEM	Development Of High Strength In-Situ Nanocomposites For Aerospace And Defence Applications	50,000.00	-	-	-50,000.00	-	50,000.00	-
7	20120219	INSA	INDIAN NATIONAL SCIENCE ACADEM	Development Of High Strength In-Situ Nanocomposite For Aerospace And Defense Applications	2,78,513.00	-	-	-2,78,513.00	-	2,78,513.00	-
8	2020260	INSA	INDIAN NATIONAL SCIENCE ACADEM	High Entropy Materials: Indian Perspectives	-	-	49,800.00	49,800.00	50,900.00	1,100.00	-
		INSA Total			4,79,484.00	1,89,522.00	49,800.00	-2,40,162.00	50,900.00	4,80,584.00	1,89,522.00
1	2020232	INTCO	INTEL CORPORATION	Effctive Sparse Matrix Vector Multipliction With Un Supervise Learning	-	-	7,29,000.00	7,29,000.00	1,22,246.00	-	6,06,754.00
		INTCO Total			-	-	7,29,000.00	7,29,000.00	1,22,246.00	-	6,06,754.00
1	20050031	INTEL	INTEL TECHNOLOGY INDIA PVT.LTD.	Generation And Improvement Of Functional Tests For Sequential Circuits	-	168.00	-	168.00	-	-	168.00
2	2015443	INTEL	INTEL TECHNOLOGY INDIA PVT.LTD.	Cross-Layer Optimization Techniques In Video Streaming Over Wireless Fading Networks	-	1,83,729.00	-	1,83,729.00	-	-	1,83,729.00
3	2018246	INTEL	INTEL TECHNOLOGY INDIA PVT.LTD.	"Intel India Faculty Excellence Program"	-	9,02,178.00	-	9,02,178.00	16,129.00	-	8,86,049.00
		INTEL Total			-	10,86,075.00	-	10,86,075.00	16,129.00	-	10,69,946.00
1	20050362	INTELS	INTEL SEMICONDUCTER INDIA LTD	Power Modelling In Microprocessors	-	90,840.00	-	90,840.00	-	-	90,840.00
		INTELS Total			-	90,840.00	-	90,840.00	-	-	90,840.00
1	20050240	ISRO	INDIAN SPACE RES. ORGANIZATION	Long Term Monitoring Of Black Carbon	-	9,761.00	-	9,761.00	-	-	9,761.00
2	20070228	ISRO	INDIAN SPACE RES. ORGANIZATION	Environmental Observatory	17,867.00	-	-	-17,867.00	-	17,867.00	-
3	20110019	ISRO	INDIAN SPACE RES. ORGANIZATION	Study Of Parametric Sensitivity Of Water Permeation In Fuel Cell Proton Exchange Membranes	2,49,758.00	-	-	-2,49,758.00	-	2,49,758.00	-
4	20090050	ISRO	INDIAN SPACE RES. ORGANIZATION	Development And Testing Of Alogrithms For Computer Vision Based Autonomous Navigation System For The Lunar Rover Mission.	3,72,000.00	-	-	-3,72,000.00	-	3,72,000.00	-
5	2019299	ISRO	INDIAN SPACE RES. ORGANIZATION	Chandrayaan-2 Science Plan	-	4,90,163.00	-	4,90,163.00	5,17,874.00	27,711.00	-
6	20090001	ISRO	INDIAN SPACE RES. ORGANIZATION	Development, Validation And Testing Of Kinematic Control For Algorithm For Rover Motion On An Uneven Terrain	3,34,898.00	-	-	-3,34,898.00	-	3,34,898.00	-
7	20080216	ISRO	INDIAN SPACE RES. ORGANIZATION	Liquid Phase Sintering In Microgravity	-	1,37,369.00	-	1,37,369.00	-	-	1,37,369.00
8	2019451	ISRO	INDIAN SPACE RES. ORGANIZATION	Development Of Tft Array And Liquid Crystal Layer And Their Integration With Metasurface Antenna	3,96,000.00	-	52,21,000.00	48,25,000.00	17,59,627.00	-	30,65,373.00
		ISRO Total			13,70,523.00	6,37,293.00	52,21,000.00	44,87,770.00	22,77,501.00	10,02,234.00	32,12,503.00
1	2019400A	ITPL	ISRUTI TEK PRIVATE LIMITED	Smart Music Tutor For Indian Classical Music (Vocal And Instrumental)	-	-	5,13,560.00	5,13,560.00	2,09,232.00	-	3,04,328.00
		ITPL Total			-	-	5,13,560.00	5,13,560.00	2,09,232.00	-	3,04,328.00
1	2017400D	IUSSTF	INDO-US SCIENCE & TECHNOLOGY FORUM	Design & Development Of Aquatic Autonomous Observatory (Niracara Svayamasasita Vedhshala-Nsvs) For In Situ Monitoring, Real Time Data Transmission & Web Based Visualization (Sub Project-D) Dett. Of Ae	12,77,654.00	-	7,85,269.00	-4,92,385.00	4,42,418.00	9,34,803.00	-
2	2019250	IUSSTF	INDO-US SCIENCE & TECHNOLOGY FORUM	Space Debrisdisposal And Control Mechanism - Innovation Id No.iligpufp3vwx4p	-	9,92,407.00	8,496.00	10,00,903.00	10,00,495.00	-	408.00
3	2019218	IUSSTF	INDO-US SCIENCE & TECHNOLOGY FORUM	Course On Nanotechnology Applications In Healthcare'S Toxicological Risk Assessment Using In Vitro, Ex Vivo And In Vivo Host-Microbiome Interaction Models" At Iit Kanpur	-	909.00	202.00	1,111.00	1,111.00	-	-

4	2017379	IUSSTF	INDO-US SCIENCE & TECHNOLOGY FORUM	Streaming Analytics Over Temporal Variables From Air Quality Monitoring (Satvam)	-	46,343.00	79,94,300.00	80,40,643.00	10,38,500.00	-	70,02,143.00
5	2017379A	IUSSTF	INDO-US SCIENCE & TECHNOLOGY FORUM	Streaming Analytics Over Temporal Variables From Air Quality Monitoring (Satvam)	28,77,510.00	-	-	-28,77,510.00	15,62,862.00	44,40,372.00	-
6	2019257	IUSSTF	INDO-US SCIENCE & TECHNOLOGY FORUM	University Challenge Competition-Winning University Teams 2019	-	9,00,000.00	3,329.00	9,03,329.00	8,92,639.00	-	10,690.00
7	2017282	IUSSTF	INDO-US SCIENCE & TECHNOLOGY FORUM	Ui-Assist:Us India Collaborati	-	1,03,95,847.00	36,163.00	1,04,32,010.00	36,163.00	-	1,03,95,847.00
8	2017282A	IUSSTF	INDO-US SCIENCE & TECHNOLOGY FORUM	Ui-Assist: lit Kanpur Centre Budget	-	36,41,389.00	-	36,41,389.00	30,56,848.00	-	5,84,541.00
9	2017282B	IUSSTF	INDO-US SCIENCE & TECHNOLOGY FORUM	Ui-Assist:lit Kanpur R&D Budget	-	1,82,35,187.00	-	1,82,35,187.00	1,15,21,857.00	-	67,13,330.00
10	2017282C	IUSSTF	INDO-US SCIENCE & TECHNOLOGY FORUM	Ui-Assist:lit Kanpur Pilot 1 Budget	-	38,84,551.00	3,57,53,080.00	3,96,37,631.00	1,50,99,436.00	-	2,45,38,195.00
11	2017282D	IUSSTF	INDO-US SCIENCE & TECHNOLOGY FORUM	Ui-Assist:lit Kanpur Pilot 2 Budget	-	5,40,006.00	1,50,00,000.00	1,55,40,006.00	1,10,38,885.00	-	45,01,121.00
12	2017282E	IUSSTF	INDO-US SCIENCE & TECHNOLOGY FORUM	Ui-Assist:lit Kanpur Pilot 3 Budget	-	1,92,23,673.00	1,00,00,000.00	2,92,23,673.00	1,03,76,759.00	-	1,88,46,914.00
13	2019185	IUSSTF	INDO-US SCIENCE & TECHNOLOGY FORUM	Gan Based High Power Lna For 5g Applications	-	3,01,554.00	8,60,000.00	11,61,554.00	18,35,172.00	6,73,618.00	-
14	2017400C	IUSSTF	INDO-US SCIENCE & TECHNOLOGY FORUM	Design & Development Of Aquatic Autonomous Observatory (Niracara Svayamsasita Vedhshala-Nsvs) For In Situ Monitoring, Real Time Data Transmission & Web Based Visualization (Sub Project-C) Dett. Of Ee	-	1,01,699.00	9,50,000.00	10,51,699.00	5,07,728.00	-	5,43,971.00
15	2019261	IUSSTF	INDO-US SCIENCE & TECHNOLOGY FORUM	Device For Inrush Current Minimization In Three Phase Transformers	-	3,78,565.00	-	3,78,565.00	4,78,501.00	99,936.00	-
16	2017400B	IUSSTF	INDO-US SCIENCE & TECHNOLOGY FORUM	Design & Development Of Aquatic Autonomous Observatory (Niracara Svayamsasita Vedhshala-Nsvs) For In Situ Monitoring, Real Time Data Transmission & Web Based Visualization (Sub Project-B) Dett. Of Es	11,26,319.00	-	11,00,000.00	-26,319.00	3,78,336.00	4,04,655.00	-
17	2017400	IUSSTF	INDO-US SCIENCE & TECHNOLOGY FORUM	Design & Development Of Aquatic Autonomous Observatory (Niracara Svayamsasita Vedhshala-Nsvs) For In Situ Monitoring, Real Time Data Transmission & Web Based Visualization	-	59,29,455.00	-55,62,752.00	3,66,703.00	4,50,000.00	83,297.00	-
18	2017400A	IUSSTF	INDO-US SCIENCE & TECHNOLOGY FORUM	Design & Development Of Aquatic Autonomous Observatory (Niracara Svayamsasita Vedhshala-Nsvs) For In Situ Monitoring, Real Time Data Transmission & Web Based Visualization (Sub Project-A) Dett. Of Me	-	2,03,550.00	28,52,258.00	30,55,808.00	9,55,244.00	-	21,00,564.00
19	2017379B	IUSSTF	INDO-US SCIENCE & TECHNOLOGY FORUM	Streaming Analytics Over Temporal Variables From Air Quality Monitoring (Satvam)	-	28,63,766.00	-	28,63,766.00	30,02,878.00	1,39,112.00	-
			IUSSTF Total		52,81,483.00	6,76,38,901.00	6,97,80,345.00	13,21,37,763.00	6,36,75,832.00	67,75,793.00	7,52,37,724.00
1	20100237	JICA	JAPAN INTERNATIONAL COOPERATION AGENCY	Paleoseismic & Gps Studies For Active Fault Mapping And Slip Rate Estimation In Nw-Central Himalaya,India	-	19,409.00	-	19,409.00	-	-	19,409.00
			JICA Total		-	19,409.00	-	19,409.00	-	-	19,409.00
1	2016022	KDMIPE	KDMIPE,ONGC	An Organometallic Fingerprinting Proxy To Locate Shale Oil Pools	20,20,101.00	-	-	-20,20,101.00	-	20,20,101.00	-
			KDMIPE Total		20,20,101.00	-	-	-20,20,101.00	-	20,20,101.00	-
1	2018194	KEIT	KOREAN EVALUATION INSTITUTE OF INDUSTRIAL TECHNOLOGY	A Development Of Optimal Eco Driving System In Hev/Phev Based On Connected Vehicle Environment	-	11,22,685.00	9,03,681.00	20,26,366.00	2,00,586.00	-	18,25,780.00
			KEIT Total		-	11,22,685.00	9,03,681.00	20,26,366.00	2,00,586.00	-	18,25,780.00
1	2017346	KIS	KALPA INNOVATIVE SOLUTION	Development Of Gas Sensors For Detection Of Adulteration And Milk Spoilage	-	2,27,401.00	-	2,27,401.00	14,48,271.00	12,20,870.00	-
2	2017347	KIS	KALPA INNOVATIVE SOLUTION	Ppp Mode Industry Projects (Prototype Development Fund)	1,227.00	-	-	-1,227.00	-	1,227.00	-
			KIS Total		1,227.00	2,27,401.00	-	2,26,174.00	14,48,271.00	12,22,097.00	-
1	2019291	KSPL	KEHR SURGICAL P LTD.	Design System For Stacking Of Surgery Blades	-	1,52,914.00	58,475.00	2,11,389.00	1,99,626.00	-	11,763.00
			KSPL Total		-	1,52,914.00	58,475.00	2,11,389.00	1,99,626.00	-	11,763.00
1	2020090	LSRB	LIFE SCIENCE RESEARCH BOARD	Superabsorbent Hemostatic Sponges For Arterial Bleeding And Other Wound Types	-	-	-	-	14,55,504.00	14,55,504.00	-
			LSRB Total		-	-	-	-	14,55,504.00	14,55,504.00	-
1	2019026	MAXPLA	MAX PLANCK GESELLSCHAFT	Max-Planck Partner Group Project	-	6,51,744.00	34,04,642.00	40,56,386.00	2,68,000.00	-	37,88,386.00
2	2018577	MAXPLA	MAX PLANCK GESELLSCHAFT	Max-Planck Partner Group Project	-	5,69,961.00	16,93,085.00	22,63,046.00	12,82,957.00	-	9,80,089.00
			MAXPLA Total		-	12,21,705.00	50,97,727.00	63,19,432.00	15,50,957.00	-	47,68,475.00
1	2016450	MCF	MINISTRY OF CHEMICALS AND FERTILIZERS	Develop A Novel Synthesis Rout For A Key Intermediate - Noroxymorphone	8,67,056.00	-	9,77,000.00	1,09,944.00	-	-	1,09,944.00
			MCF Total		8,67,056.00	-	9,77,000.00	1,09,944.00	-	-	1,09,944.00
1	20040219	MCIT	MINISTRY OF COMMUNICATION & INFORMATION TECHNOLOGY	Quantum Computing With Ultrafast Pulse Shaping Technology.	11.00	-	-	-11.00	-	11.00	-

2	2016257	MCIT	MINISTRY OF COMMUNICATION & INFORMATION TECHNOLOGY	Engineering Of Security Hardened Cryptographic Protocols For Critical National Infrastructu	12,07,435.00	-	15,51,500.00	3,44,065.00	-	-	3,44,065.00
3	2015325	MCIT	MINISTRY OF COMMUNICATION & INFORMATION TECHNOLOGY	Setting Up Of Electronics And Ict Academies	79,62,200.00	-	1,37,96,124.00	58,33,924.00	-	-	58,33,924.00
4	20040194	MCIT	MINISTRY OF COMMUNICATION & INFORMATION TECHNOLOGY	Development Of Text And Image Based Tools For Technology Mapping From Patents Literature With A Specific Application To Language Technology Crm And Molecular Structure	415.00	-	-	-415.00	-	415.00	-
5	20050021	MCIT	MINISTRY OF COMMUNICATION & INFORMATION TECHNOLOGY	Development Of Magnesium Oxide Coatings By Sputtering For Plasma Display Panels	1,90,706.00	-	-	-1,90,706.00	-	1,90,706.00	-
			MCIT Total		93,60,767.00	-	1,53,47,624.00	59,86,857.00	-	1,91,132.00	61,77,989.00
1	2018356	MEITY	MINISTRY OF ELECTRONICS AND INFORMATION TECHNOLOGY	Femtosecond Laser Approaches To Quantum Information And Computation Towards A Perfectly Secure Channel For Robust And Scalable Information Processing	-	1,75,05,120.00	5,77,876.00	1,80,82,996.00	1,85,28,223.00	4,45,227.00	-
2	2020038	MEITY	MINISTRY OF ELECTRONICS AND INFORMATION TECHNOLOGY	Robotics And Automation In Agriculture	-	-	1,00,92,000.00	1,00,92,000.00	61,67,269.00	-	39,24,731.00
3	2020293	MEITY	MINISTRY OF ELECTRONICS AND INFORMATION TECHNOLOGY	Interconnected Microgrids For Rural Electrification	-	-	28,90,000.00	28,90,000.00	-	-	28,90,000.00
4	2019548	MEITY	MINISTRY OF ELECTRONICS AND INFORMATION TECHNOLOGY	Tribe Connect: Integrated Smart Tribal Eco-Platform-A Proof Of Concept In Chattisgarh	-	21,88,460.00	-	21,88,460.00	13,53,056.00	-	8,35,404.00
			MEITY Total		-	1,96,93,580.00	1,35,59,876.00	3,32,53,456.00	2,60,48,548.00	4,45,227.00	76,50,135.00
1	20070003	MHFW	MINISTRY OF HEALTH & FAMILY WELFARE	Tele-Ophthalmology	50,000.00	-	-	-50,000.00	-	50,000.00	-
			MHFW Total		50,000.00	-	-	-50,000.00	-	50,000.00	-
1	2017049	MHPA	MINISTRY OF HOUSING AND POVERTY ALLEVIATION	Regional Hub And Technical Centre(Technology Submission Of Pradhan Mantri Awas Yojna, Mhupa)	4,76,691.00	-	-	-4,76,691.00	-	4,76,691.00	-
			MHPA Total		4,76,691.00	-	-	-4,76,691.00	-	4,76,691.00	-
1	2018357	MHRD	MIN. OF HUMAN RESOURCE DEVELOP	Aircraft Engine Combustor Design For Improved Operability, Durability, Pattern Factor And Emissions	-	95,92,219.00	-	95,92,219.00	91,45,288.00	-	4,46,931.00
2	20130082	MHRD	MIN. OF HUMAN RESOURCE DEVELOP	Knowledge Incubation For Teqip-ii	-	13,07,581.00	50,00,074.00	63,07,655.00	45,71,058.00	-	17,36,597.00
3	2016142D	MHRD	MIN. OF HUMAN RESOURCE DEVELOP	Design And Development Of High Efficiency Wind Turbine	-	11,236.00	-	11,236.00	-	-	11,236.00
4	2019152	MHRD	MIN. OF HUMAN RESOURCE DEVELOP	Sparc: Modeling Of Diluted Turbulent Spray Flames In Hot Coflow Using Les-Fgm	-	25,00,000.00	-	25,00,000.00	-	-	25,00,000.00
5	2019136	MHRD	MIN. OF HUMAN RESOURCE DEVELOP	Sparc: Development Of Computational Model For Multi-Physics Simulation Of Flows During Planetary Landing Of Spacecrafts	-	1,18,499.00	-	1,18,499.00	84,684.00	-	33,815.00
6	2019063	MHRD	MIN. OF HUMAN RESOURCE DEVELOP	Sparc: Stabilizing Neurodegenerative Polyglutamine Repeat Fibrils By Sufex Chemistry: A Combined Synthetic And Biophysical Investigation	-	26,49,970.00	-	26,49,970.00	26,49,970.00	-	-
7	2018135	MHRD	MIN. OF HUMAN RESOURCE DEVELOP	Fabrication Of New Generation Of Self Resorbifb Implants And Devices From Bioactive And Biodegradable Materials For Orthopaedic Applications	-	5,48,639.00	1,81,535.00	7,30,174.00	7,27,553.00	-	2,621.00
8	2018540	MHRD	MIN. OF HUMAN RESOURCE DEVELOP	Sparc:Development Of 3d Printable Bone And Nerve Guiding Drug Eluting Composite Implants For Vertebral/Spine Trauma In Infection/Tuberculosis And Cancer	-	7,62,012.00	3,00,000.00	10,62,012.00	72,426.00	-	9,89,586.00
9	2018082	MHRD	MIN. OF HUMAN RESOURCE DEVELOP	litk Kgm Chemical Biodesign Immersion Program	-	63,225.00	-	63,225.00	-	-	63,225.00
10	2019476	MHRD	MIN. OF HUMAN RESOURCE DEVELOP	Improving Pulse (Chick Pea And Soyabean) Production And Nitrogen Content Of The Soil By Nano Iron Pyrite Seed Treatment	-	24,26,000.00	-	24,26,000.00	10,62,489.00	-	13,63,511.00
11	2019554	MHRD	MIN. OF HUMAN RESOURCE DEVELOP	Understanding The Mechanism Of Mg2+ Mediated Sos Induction In Mycobacterium Tuberculosis To Decipher Its Role In Antibiotic Resistance And Survival In Macrophage	-	-	19,88,682.00	19,88,682.00	20,37,507.00	48,825.00	-
12	2020120	MHRD	MIN. OF HUMAN RESOURCE DEVELOP	Structural Basis Of The Interaction Between Staphylococcus Aureus Pore Forming Toxins And Gpcrs: A Novel Framework For Combating Antimicrobial Resistance	-	-	14,81,500.00	14,81,500.00	13,46,483.00	-	1,35,017.00
13	2020073	MHRD	MIN. OF HUMAN RESOURCE DEVELOP	Calcium Permeable Onco-Trp Channels As Diagnostic Markers And Therapeutic Targets For Cancer	-	-	13,97,000.00	13,97,000.00	8,30,135.00	-	5,66,865.00
14	20130176	MHRD	MIN. OF HUMAN RESOURCE DEVELOP	Advanced Computational Research & Education	10,21,957.00	-	-	-10,21,957.00	6,44,417.00	16,66,374.00	-
15	20050057	MHRD	MIN. OF HUMAN RESOURCE DEVELOP	Out-Of-Plan Behavior Of Masonry Walls Using Shake Table:An Experimental Study	46.00	-	-	-46.00	-	46.00	-
16	20030046	MHRD	MIN. OF HUMAN RESOURCE DEVELOP	Earthquake Disaster Mitigation	-	517.00	-	517.00	-	-	517.00

17	2016142Q	MHRD	MIN. OF HUMAN RESOURCE DEVELOP	Field Validation Of Stabilized Material For Subgrade Pavement	-	42,994.00	-	42,994.00	-	-	42,994.00
18	2016142X	MHRD	MIN. OF HUMAN RESOURCE DEVELOP	Designing Of A Novel, Off-Centric Nozzle Impaction Based Automatic Pm2.5 Air Sampler	7,00,385.00	-	-	-7,00,385.00	-	7,00,385.00	-
19	2016142O	MHRD	MIN. OF HUMAN RESOURCE DEVELOP	A Device For Estimation Of Solar Power	-	6,03,631.00	-	6,03,631.00	-	-	6,03,631.00
20	2016142W	MHRD	MIN. OF HUMAN RESOURCE DEVELOP	Beneficial Utilization Of Sustainable Industrial Waste For The Development Of Self-Compacting Cement Based Pre-Cast Panels	-	3,59,258.00	25,000.00	3,84,258.00	635.00	-	3,83,623.00
21	2018542	MHRD	MIN. OF HUMAN RESOURCE DEVELOP	Sparc-Park-It: Advanced Parking Information And Management For Indian Traffic	-	6,15,820.00	400.00	6,16,220.00	4,46,850.00	-	1,69,370.00
22	2018559	MHRD	MIN. OF HUMAN RESOURCE DEVELOP	Sparc: Development Of Precise Gravimetric Geoid Model For India Using Terrestrial, Airborne And Satellite Gravity Data	3,60,899.00	-	-	-3,60,899.00	-	3,60,899.00	-
23	2016142A	MHRD	MIN. OF HUMAN RESOURCE DEVELOP	Microscope Adapter For Smart-Phone Camera	-	55,841.00	-	55,841.00	-	-	55,841.00
24	2016142R	MHRD	MIN. OF HUMAN RESOURCE DEVELOP	Economically Viable Paper-Based Microship For Oval Pre-Cancer/Cancer Patients Screening Using Saliva As Sample Fluid	3,53,740.00	-	-	-3,53,740.00	-	3,53,740.00	-
25	2018209	MHRD	MIN. OF HUMAN RESOURCE DEVELOP	Addressable Peptide-Polymer-Electrospun Nanofibers For Cell Sorting Diagnostics And Delivery	-	24,67,143.00	-	24,67,143.00	30,68,042.00	6,00,899.00	-
26	20090124	MHRD	MIN. OF HUMAN RESOURCE DEVELOP	Quantum And Nano Computing Virtual System	-	339.00	-	339.00	-	-	339.00
27	2020066	MHRD	MIN. OF HUMAN RESOURCE DEVELOP	Photocatalysis Employing Combination Of Plasmonic Nanoparticle And Molecular Catalyst: Probing Spatiotemporal Interfacial Charge/Energy Transfer Dynamics	-	-	24,05,500.00	24,05,500.00	21,32,621.00	-	2,72,879.00
28	2016142B	MHRD	MIN. OF HUMAN RESOURCE DEVELOP	Multi Electrode Electroporator Prototype	-	8,26,283.00	-	8,26,283.00	-	-	8,26,283.00
29	2015251	MHRD	MIN. OF HUMAN RESOURCE DEVELOP	Teaching And Learning Centre	-	5,22,950.00	50,00,000.00	55,22,950.00	44,72,102.00	-	10,50,848.00
30	20090141	MHRD	MIN. OF HUMAN RESOURCE DEVELOP	National Programme Of Technology Enhanced Learning (Phase Ii)	-	696.00	-	696.00	-	-	696.00
31	2020070	MHRD	MIN. OF HUMAN RESOURCE DEVELOP	Short And Long-Term Fog Predictions Using Data Science	-	-	42,95,062.00	42,95,062.00	11,90,853.00	-	31,04,209.00
32	2016142C	MHRD	MIN. OF HUMAN RESOURCE DEVELOP	Design And Implementation Of Web Based Scalable Secure Institute Grade Management System	4,91,580.00	-	-	-4,91,580.00	-	4,91,580.00	-
33	2019427	MHRD	MIN. OF HUMAN RESOURCE DEVELOP	Sparc:Developing Safe And Secure Autonomous Cyber-Physical Systems	-	20,56,695.00	-	20,56,695.00	-	-	20,56,695.00
34	2018201	MHRD	MIN. OF HUMAN RESOURCE DEVELOP	Design And Development Of Rehabilitation And Monitoring Tool For Neurological Movement Disorder	-	24,994.00	-	24,994.00	-	-	24,994.00
35	2016142H	MHRD	MIN. OF HUMAN RESOURCE DEVELOP	Diagnosis Of Dengue Using Paper Based Devices	-	5,109.00	-	5,109.00	-	-	5,109.00
36	2015264D	MHRD	MIN. OF HUMAN RESOURCE DEVELOP	Dic Academics	-	7,90,281.00	-	7,90,281.00	-	-	7,90,281.00
37	2016142F	MHRD	MIN. OF HUMAN RESOURCE DEVELOP	Developing Prototype Of Portable Light Weight Power Bank From Indigenous Eco-Friendly Sustainable Charge Storage Materials	-	3,37,366.00	-	3,37,366.00	-	-	3,37,366.00
38	2015264F	MHRD	MIN. OF HUMAN RESOURCE DEVELOP	Dic-Residents & Fellows	-	3,74,519.00	-	3,74,519.00	-	-	3,74,519.00
39	2015264H	MHRD	MIN. OF HUMAN RESOURCE DEVELOP	Sgggi Spoke	-	15,87,671.00	-	15,87,671.00	-	-	15,87,671.00
40	2016163	MHRD	MIN. OF HUMAN RESOURCE DEVELOP	Dic Operational Plan	15,12,396.00	-	-	-15,12,396.00	-	15,12,396.00	-
41	2019435	MHRD	MIN. OF HUMAN RESOURCE DEVELOP	Leadership For Academics Programme (Leap)	-	1,49,38,879.00	3,09,734.00	1,52,48,613.00	78,18,304.00	-	74,30,309.00
42	20050050	MHRD	MIN. OF HUMAN RESOURCE DEVELOP	Indo-French Cyber University	-	3,70,083.00	-	3,70,083.00	-	-	3,70,083.00
43	2018363	MHRD	MIN. OF HUMAN RESOURCE DEVELOP	Imprint Cell	-	25,26,730.00	26,95,503.00	52,22,233.00	75,20,718.00	22,98,485.00	-
44	20100108	MHRD	MIN. OF HUMAN RESOURCE DEVELOP	Synchronous Live Lecture Delivery System-Brihaspatisync	84,557.00	-	-	-84,557.00	-	-	84,557.00
45	20100117	MHRD	MIN. OF HUMAN RESOURCE DEVELOP	Erp-Mission	7,622.00	-	-	-7,622.00	-	7,622.00	-
46	2016142V	MHRD	MIN. OF HUMAN RESOURCE DEVELOP	Development Of Thunderbird Plugin Based P2p Messaging Client	5,90,671.00	-	-	-5,90,671.00	-	5,90,671.00	-
47	2016142Y	MHRD	MIN. OF HUMAN RESOURCE DEVELOP	Fog Visibility Enhancement	6,08,261.00	-	-	-6,08,261.00	91,073.00	6,99,334.00	-
48	2016150	MHRD	MIN. OF HUMAN RESOURCE DEVELOP	Teaching Learning Centre For Internet-Of-Things	35,14,614.00	-	-	-35,14,614.00	14,683.00	35,29,297.00	-
49	2018545	MHRD	MIN. OF HUMAN RESOURCE DEVELOP	Sparc:Deployment Of Low-Cost Multi-Rotor Mini-Uavs For Early Detection Of Crop Diseases And Development Of An Optimal System For Management Of Farming Activities	-	21,94,400.00	-	21,94,400.00	8,40,183.00	-	13,54,217.00
50	20030051	MHRD	MIN. OF HUMAN RESOURCE DEVELOP	Custom Power And Improvement Of Power Quality At Critical Load Centres In The Distribution Network	5,400.00	-	-	-5,400.00	-	5,400.00	-
51	2016142J	MHRD	MIN. OF HUMAN RESOURCE DEVELOP	Automatic Book Copier	5,21,833.00	-	-	-5,21,833.00	600.00	5,22,433.00	-
52	2016142K	MHRD	MIN. OF HUMAN RESOURCE DEVELOP	Electronic Digitization Of Biomolecules For Rapid And Real Time Detection Of Human Pathogens Using Npt	1,80,776.00	-	-	-1,80,776.00	-	1,80,776.00	-
53	2018558	MHRD	MIN. OF HUMAN RESOURCE DEVELOP	Sparc: Machine Learning For Lattice Quantum Chromodynamics	-	18,47,804.00	-	18,47,804.00	18,000.00	-	18,29,804.00

54	2019522	MHRD	MIN. OF HUMAN RESOURCE DEVELOP	Flood Risk Assessment In Tropical Rivers In The Anthropocene And Under Climate Change Scenario Using Hydro-Geomorphic Modeling	-	-	13,00,456.00	13,00,456.00	8,21,205.00	-	4,79,251.00
55	2019225	MHRD	MIN. OF HUMAN RESOURCE DEVELOP	The Socio-Economic Costs Of Road Crashes In India - Evaluation Of The Role Of Exante And Ex-Post Policies	-	2,90,300.00	21,797.00	3,12,097.00	96,090.00	-	2,16,007.00
56	2016142S	MHRD	MIN. OF HUMAN RESOURCE DEVELOP	Development Of Assistive Touch Screen Based Interface For Children With Dyslexia And Dysgraphia	6,24,554.00	-	-	-6,24,554.00	-	6,24,554.00	-
57	2018597	MHRD	MIN. OF HUMAN RESOURCE DEVELOP	Rural Craft And Artisans Devel	1,95,275.00	-	10,00,000.00	8,04,725.00	10,03,886.00	1,99,161.00	-
58	2019079	MHRD	MIN. OF HUMAN RESOURCE DEVELOP	Sparc: Development And Neurological Application Of High Definition Fibre Tracking (Hdft)	-	11,89,009.00	-	11,89,009.00	8,03,269.00	-	3,85,740.00
59	2017270	MHRD	MIN. OF HUMAN RESOURCE DEVELOP	Deformation Theory Of Algebraic Structures And Teisted Algebraic Structures	-	64,031.00	-	64,031.00	-	-	64,031.00
60	2017271	MHRD	MIN. OF HUMAN RESOURCE DEVELOP	Defferential Geometry And Pde'S	-	1,48,579.00	-	1,48,579.00	5,900.00	-	1,42,679.00
61	2015264	MHRD	MIN. OF HUMAN RESOURCE DEVELOP	Design Innovation Centre	8,99,000.00	-	85,00,000.00	76,01,000.00	-	-	76,01,000.00
62	20030048	MHRD	MIN. OF HUMAN RESOURCE DEVELOP	Rainbow Schlieren Tomography Measurements During Combusion Of Alternative Gaseous Fuels Such As Hydrogen	-	236.00	-	236.00	-	-	236.00
63	2015264A	MHRD	MIN. OF HUMAN RESOURCE DEVELOP	HbtI Spoke	15,17,500.00	-	-	-15,17,500.00	-	15,17,500.00	-
64	2016142L	MHRD	MIN. OF HUMAN RESOURCE DEVELOP	Design And Construction Of Computer Controlled Automated Radio-Chemistry Synthesizer	2,77,253.00	-	-	-2,77,253.00	-	2,77,253.00	-
65	2016142M	MHRD	MIN. OF HUMAN RESOURCE DEVELOP	Designing And Manufacturing Of Prototype Of Dynamic Endotracheal Tube Holder	1,41,000.00	-	-	-1,41,000.00	-	1,41,000.00	-
66	2016142N	MHRD	MIN. OF HUMAN RESOURCE DEVELOP	Development Of A Fiber Optic Intubation Devive With A Co-Sensor At Its Tip For Facilitation Of Endotracheal Intubation	-	72,538.00	-	72,538.00	-	-	72,538.00
67	2016474	MHRD	MIN. OF HUMAN RESOURCE DEVELOP	Design And Development Of Adaptive Intelligent Phmr For Fuel Transportation Systems Mhrd (Dst) Uay	29,93,710.00	-	7,99,000.00	-21,94,710.00	5,64,156.00	27,58,866.00	-
68	2018544	MHRD	MIN. OF HUMAN RESOURCE DEVELOP	Sparc: Vibration Absorption Using Metamaterial Based Composites	-	8,40,104.00	-	8,40,104.00	4,60,244.00	-	3,79,860.00
69	2016142I	MHRD	MIN. OF HUMAN RESOURCE DEVELOP	Prototype Heart Valve	3,915.00	-	-	-3,915.00	-	3,915.00	-
70	2015264B	MHRD	MIN. OF HUMAN RESOURCE DEVELOP	Dic-Pd Lab	-	65,210.00	-	65,210.00	2,60,270.00	1,95,060.00	-
71	2016142P	MHRD	MIN. OF HUMAN RESOURCE DEVELOP	Design And Development Of Dual Wavelength Led Based Phototherapy Unit	-	70,251.00	-	70,251.00	-	-	70,251.00
72	2016142Z	MHRD	MIN. OF HUMAN RESOURCE DEVELOP	Indigenization & Improvisation Of Puncher Gun For Manual Tissue Micro-Array Construction	26,102.00	-	-	-26,102.00	-	26,102.00	-
73	2020051	MHRD	MIN. OF HUMAN RESOURCE DEVELOP	On Some Challenging Boundary-Value-Problems Arising In Vibro-Acoustical Study Of Indian Musical Instruments	-	-	11,48,000.00	11,48,000.00	3,87,014.00	-	7,60,986.00
74	2015264I	MHRD	MIN. OF HUMAN RESOURCE DEVELOP	Development Of Prosthetic Pinna	318.00	-	-	-318.00	-	318.00	-
75	2016142U	MHRD	MIN. OF HUMAN RESOURCE DEVELOP	Design And Development Of Implants For Middle Ear	-	2,49,712.00	-	2,49,712.00	-	-	2,49,712.00
76	2018543	MHRD	MIN. OF HUMAN RESOURCE DEVELOP	Sparc:Lean Premixed Prevaporized Combustion Of Diesel And Biofuels In A Laboratory-Scale Gas Turbine Combustor	-	9,00,048.00	-	9,00,048.00	48,610.00	-	8,51,438.00
77	2015437	MHRD	MIN. OF HUMAN RESOURCE DEVELOP	Central Sector Scheme For Mooc-Compliant E-Content Creation (Nptel Phase Iv)	-	4,30,49,572.00	5,11,79,046.00	9,42,28,618.00	4,79,52,297.00	-	4,62,76,321.00
78	2016261	MHRD	MIN. OF HUMAN RESOURCE DEVELOP	Dth Project	-	97,72,135.00	2,08,21,250.00	3,05,93,385.00	1,36,34,624.00	-	1,69,58,761.00
79	2018387	MHRD	MIN. OF HUMAN RESOURCE DEVELOP	National Resource Centre-Swayam	-	80,00,000.00	-	80,00,000.00	-	-	80,00,000.00
80	2017127	MHRD	MIN. OF HUMAN RESOURCE DEVELOP	Unnat Bharat Abhiyan	-	15,589.00	-	15,589.00	15,589.00	-	-
81	2019072	MHRD	MIN. OF HUMAN RESOURCE DEVELOP	Uba (Unnat Bharat Abhiyan)- Regional Coordination	-	3,75,845.00	17,213.00	3,93,058.00	3,01,394.00	-	91,664.00
82	16142AA	MHRD	MIN. OF HUMAN RESOURCE DEVELOP	Design And Development Of Needle With Flexible Bend At The Tip	-	1,04,367.00	-	1,04,367.00	-	-	1,04,367.00
83	2016142E	MHRD	MIN. OF HUMAN RESOURCE DEVELOP	Layered Steel For Structural Application	3,951.00	-	-	-3,951.00	2,100.00	6,051.00	-
84	2014258	MHRD	MIN. OF HUMAN RESOURCE DEVELOP	Virtual Lab Phase -Ii	-	31,25,505.00	22,52,642.00	53,78,147.00	24,63,192.00	-	29,14,955.00
85	2018064	MHRD	MIN. OF HUMAN RESOURCE DEVELOP	Virtual Lab Phase Iii	-	45,45,717.00	-	45,45,717.00	28,86,006.00	-	16,59,711.00
86	2018119	MHRD	MIN. OF HUMAN RESOURCE DEVELOP	Uay)-Biodegradable Polymers For Packing Applications	2,21,468.00	-	-	-2,21,468.00	9,77,034.00	11,98,502.00	-
87	2018541	MHRD	MIN. OF HUMAN RESOURCE DEVELOP	Sparc:Observation And Phenomenology Of Ultra High Energy Cosmic Ray Neutrinos At Anita, Ara And Arianna And Other Detectors	-	5,59,795.00	-	5,59,795.00	-	-	5,59,795.00
88	2016142T	MHRD	MIN. OF HUMAN RESOURCE DEVELOP	Development Of Low-Cost Multi-Photon Laser Micro-Writer For Lithography	-	8,00,000.00	-	8,00,000.00	-	-	8,00,000.00
89	2018560	MHRD	MIN. OF HUMAN RESOURCE DEVELOP	Sparc: Topology, Interaction A	-	17,71,610.00	-	17,71,610.00	10,47,637.00	-	7,23,973.00
90	2019293	MHRD	MIN. OF HUMAN RESOURCE DEVELOP	Sparc-Spoc lit Kanpur	-	2,99,970.00	-	2,99,970.00	-	-	2,99,970.00
			MHRD Total		1,68,58,783.00	12,88,39,507.00	11,21,19,394.00	22,41,00,118.00	12,45,17,191.00	2,06,02,001.00	12,01,84,928.00
1	93034	MIB	MIN. OF INFORMATION & BRODCAST	Doordarshan Training Programme	24,51,720.00	-	-	-24,51,720.00	-	24,51,720.00	-

5	2018261	MOES	MINISTRY OF EARTH SCIENCES	Sequestration And Activation Of Co2 Using Newly Emerging Weak Interactions: Lone Pair-Pi Interactions At Work	-	29,68,468.00	-	29,68,468.00	4,99,781.00	-	24,68,687.00
6	20110186	MOES	MINISTRY OF EARTH SCIENCES	The Structure And Dynamic Of Groundwater System In Northwestern India Under Past, Present And Future Climates	11,87,023.00	-	-	-11,87,023.00	-	11,87,023.00	-
7	20110267	MOES	MINISTRY OF EARTH SCIENCES	Hydrometeorological Feedback And Changes In Water Storage And Fluxes In Northern Indian Basins	24,36,133.00	-	-	-24,36,133.00	-	24,36,133.00	-
8	2014139	MOES	MINISTRY OF EARTH SCIENCES	Establishing The Reference Condition On The Ganga River With Corona Archival Imagery	63,356.00	-	-	-63,356.00	-	63,356.00	-
9	2015071	MOES	MINISTRY OF EARTH SCIENCES	Inference Of Rupture Characteristics Of The 25 April 2015 Nepal Earthquake: A Proposal For A Reconnaissance Survey In Southern Nepal	-	189.00	-	189.00	-	-	189.00
10	2018169	MOES	MINISTRY OF EARTH SCIENCES	5th Pamc Of Seimsology	-	2,70,779.00	-	2,70,779.00	-	-	2,70,779.00
11	2015320	MOES	MINISTRY OF EARTH SCIENCES	Integrated Project On Active Fault Mapping In Kachchh Basin Western India	3,21,659.00	-	4,50,055.00	1,28,396.00	3,30,592.00	2,02,196.00	-
12	2015433	MOES	MINISTRY OF EARTH SCIENCES	Active Fault, Paleoseismic And Crustal Deformation In Nw And Central Himalaya India : An Integrated Approach Towards Seismic Hazard Assessment	-	8,54,083.00	11,74,510.00	20,28,593.00	19,86,943.00	-	41,650.00
13	2015295	MOES	MINISTRY OF EARTH SCIENCES	Establishing A Critical Zone Observatory (Czo) In The Ganga Basin: Focus On Water Balance, Water Quality, And Hydrometeorological Information System	5,591.00	-	-	-5,591.00	-	5,591.00	-
14	2017366	MOES	MINISTRY OF EARTH SCIENCES	"Role Of Crust-Mantle Interaction In The Origin Of Bimodal Silicic-Mafic Magmas In The Deccan Traps Large Igneous Province"	-	5,591.00	-	5,591.00	-	-	5,591.00
15	2014217	MOES	MINISTRY OF EARTH SCIENCES	Isotopes Technique To Evaluate The Seasonal And Inter-Annual Variation Of Glacial Melt And Snowmelt Discharge In The Ganges River At Gomukh And Mana	40,297.00	-	-	-40,297.00	-	40,297.00	-
			MOES Total		51,62,147.00	52,70,427.00	16,37,321.00	17,45,601.00	39,29,679.00	53,54,763.00	31,70,685.00
1	2018273	MOS	MINISTRY OF STEEL	Fundamental Process Engineering To Minimize Re-Oxidation Of Steel During Teeming Via A Ladle Shroud Leading To Improved Castability And Cleanliness	-	13,45,202.00	11,97,923.00	25,43,125.00	13,16,694.00	-	12,26,431.00
			MOS Total		-	13,45,202.00	11,97,923.00	25,43,125.00	13,16,694.00	-	12,26,431.00
1	20080046	MOT	MINISTRY OF TEXTILES	Design Bank	94,986.00	-	-	-94,986.00	-	94,986.00	-
2	20070264	MOT	MINISTRY OF TEXTILES	Design Centre In Brass Products For Development Of Moradabad Cluster And Its Allied Craftsmanship	-	468.00	-	468.00	-	-	468.00
3	20070266	MOT	MINISTRY OF TEXTILES	Setting Up Handicrafts Museum	13,38,361.00	-	-	-13,38,361.00	-	13,38,361.00	-
4	2017065	MOT	MINISTRY OF TEXTILES	Focus Incubation Centre (Technical Textile)	-	1,50,50,000.00	-	1,50,50,000.00	1,00,00,000.00	-	50,50,000.00
			MOT Total		14,33,347.00	1,50,50,468.00	-	1,36,17,121.00	1,00,00,000.00	14,33,347.00	50,50,468.00
1	2014330	MOWR	MINISTRY OF WATER RESOURCES	Operation And Maintenance Of 07 Nos Of Mobile Zero Discharge Toilet Systems During Magh Mela-2015	-	4,02,119.00	-	4,02,119.00	-	-	4,02,119.00
2	2015357	MOWR	MINISTRY OF WATER RESOURCES	Deployment Of Zero Waste Toilets And Waterless Urinals In Magh Mela Allahabad	-	22,05,983.00	-	22,05,983.00	-	-	22,05,983.00
3	2017510	MOWR	MINISTRY OF WATER RESOURCES	Statistical Downscaling For Hydro-Climatic Projections With Cmp5 Simulation To Assess Impact Of Climate Change	81,093.00	-	-	-81,093.00	3,870.00	84,963.00	-
4	2018066	MOWR	MINISTRY OF WATER RESOURCES	Reconstructing The Ganga Of The Past From Corona Archival Imagery	-	13,00,509.00	11,242.00	13,11,751.00	12,79,473.00	-	32,278.00
5	2020452	MOWR	MINISTRY OF WATER RESOURCES	Geomorphic And Ecological Impacts Of Sand Mining In Large Rivers As Revealed From High Resolution Historical Remote Sensing Data And Drone Surveys: Assessment, Analysis And Mitigation Under Nmcg	-	-	-	-	4,63,200.00	4,63,200.00	-
			MOWR Total		81,093.00	39,08,611.00	11,242.00	38,38,760.00	17,46,543.00	5,48,163.00	26,40,380.00
1	2016014	MOWRG	MINISTRY OF WATER RESOURCES, RIVER DEVELOPMENT & GANGA REJUVENATION	Centre For Ganga River Basin Management	-	3,64,82,442.00	9,62,10,141.00	13,26,92,583.00	1,53,24,877.00	-	11,73,67,706.00
2	2016014A	MOWRG	MINISTRY OF WATER RESOURCES, RIVER DEVELOPMENT & GANGA REJUVENATION	Cgrbms At lit Kanpur	-	1,53,10,301.00	16,23,275.00	1,69,33,576.00	2,43,95,348.00	74,61,772.00	-
			MOWRG Total		-	5,17,92,743.00	9,78,33,416.00	14,96,26,159.00	3,97,20,225.00	74,61,772.00	11,73,67,706.00
1	20030066	MPLADS	M.P. LADS-CDO	Mplads Project Vi	1,51,524.00	-	-	-1,51,524.00	-	1,51,524.00	-
2	20040066	MPLADS	M.P. LADS-CDO	Mplads Project - Viii	4,40,535.00	-	-	-4,40,535.00	-	4,40,535.00	-
			MPLADS Total		5,92,059.00	-	-	-5,92,059.00	-	5,92,059.00	-
1	2016274	MRLIPL	MICROSOFT RESEARCH LAB INDIA PRIVATE	Virtual Center For Extreme Classification	-	6,29,743.00	-	6,29,743.00	-	-	6,29,743.00
2	20080312	MRLIPL	MICROSOFT RESEARCH LAB INDIA PRIVATE	Microsoft Research India Travel Grant 2008	-	24,799.00	-	24,799.00	-	-	24,799.00

			MRLIPL Total		-	6,54,542.00	-	6,54,542.00	-	-	6,54,542.00
1	2019213	MSDE	MINISTRY OF SKILL DEVELOPMENT AND ENTREPRENEORSHIP	National Entrepreneurship Awards	-	3,80,868.00	-	3,80,868.00	-	-	3,80,868.00
			MSDE Total		-	3,80,868.00	-	3,80,868.00	-	-	3,80,868.00
1	20050341	MTECH	M-TECH INNOVATION LTD	Rfid Based System For Ee Stores	5,24,650.00	-	-	-5,24,650.00	-	5,24,650.00	-
			MTECH Total		5,24,650.00	-	-	-5,24,650.00	-	5,24,650.00	-
1	2017079	MTL	MANIPAL TECHNOLOGIES LIMITED	Passive Tax Stamp Tags	1,72,179.00	-	-	-1,72,179.00	-	1,72,179.00	-
			MTL Total		1,72,179.00	-	-	-1,72,179.00	-	1,72,179.00	-
1	2017243	MU	MONASH UNIVERSITY	Affirmation Action, Discrimination & Economic Development: Lessons & Evidence	46,426.00	-	-	-46,426.00	-	46,426.00	-
			MU Total		46,426.00	-	-	-46,426.00	-	46,426.00	-
1	20070261	NAIP	NATIONAL AGRICULTURAL INNOVATION	Understanding Plant-Nematode Interactions Using Rnai	18,36,221.00	-	-	-18,36,221.00	-	18,36,221.00	-
2	20080331	NAIP	NATIONAL AGRICULTURAL INNOVATION	Potential Of Rnai In Insect Pest Management	39,430.00	-	-	-39,430.00	-	39,430.00	-
			NAIP Total		18,75,651.00	-	-	-18,75,651.00	-	18,75,651.00	-
1	20070307	NAL	NAL	Experimental Studies On Single And Multi-Element Airfoils At Nwtf, Iit Kanpur	-	1,62,123.00	-	1,62,123.00	-	-	1,62,123.00
			NAL Total		-	1,62,123.00	-	1,62,123.00	-	-	1,62,123.00
1	20070249	NASA(N	NASA (NATIONAL AERONAUTICS AND SPACE ADMINISTRATON	Tigerz	-	8,25,497.00	-	8,25,497.00	-	-	8,25,497.00
			NASA(N Total		-	8,25,497.00	-	8,25,497.00	-	-	8,25,497.00
1	20010228	NBHM	NATIONAL BOARD OF HIGHER MATHS	Abstract Evaluation Equations And Their Applications	-	275.00	-	275.00	-	-	275.00
2	2018259	NBHM	NATIONAL BOARD OF HIGHER MATHS	Mathematics Olympiad Program	-	5,715.00	5,000.00	-	-	-	10,715.00
			NBHM Total		-	5,990.00	5,000.00	10,990.00	-	-	10,990.00
1	2019209	NCTU	NATIONAL CHIAO TUNG UNIVERSITY	Mou For Research Collaboration Between National Nctu & Iit Kanpur	-	16,26,351.00	-	16,26,351.00	-	-	16,26,351.00
			NCTU Total		-	16,26,351.00	-	16,26,351.00	-	-	16,26,351.00
1	20110061	NETAPP	NETAPP INDIA PRIVATE LTD. BANGALORE	Flash Aware Optimizations For Columnar Databases	-	1,79,104.00	-	1,79,104.00	-	-	1,79,104.00
			NETAPP Total		-	1,79,104.00	-	1,79,104.00	-	-	1,79,104.00
1	20070285	NFP	NATIONAL FUSION PROGRAMME	Development Of A Microwave Plasma Based Negative Ion Source And Study Of Plasma Dynamics Through A Transverse Magnetic Filter In The Negative Ion Source	-	16,873.00	-	16,873.00	-	-	16,873.00
			NFP Total		-	16,873.00	-	16,873.00	-	-	16,873.00
1	2015269	NIIE	NATIONAL INSTITUTE OF INDUSTRIAL ENGINEERING ,MUMBAI	Deployment Of Bihorepati Erp	2,99,629.00	-	-	-2,99,629.00	-	2,99,629.00	-
			NIIE Total		2,99,629.00	-	-	-2,99,629.00	-	2,99,629.00	-
1	20060106	NILU	NILU	Environmental Health Assessment	-	4,803.00	-	4,803.00	-	-	4,803.00
			NILU Total		-	4,803.00	-	4,803.00	-	-	4,803.00
1	20010181	NLDP	NATIONAL LEATHER DEVELOPMENT	Development Of Western Saddlery Technology.	2,05,811.00	-	-	-2,05,811.00	-	2,05,811.00	-
			NLDP Total		2,05,811.00	-	-	-2,05,811.00	-	2,05,811.00	-
1	2020390	NMCG	NATIONAL MISION FOR CLEAN GANGA	Printing And Circulation Of Grbmp	-	-	-3,04,560.00	-	-	3,04,560.00	-
			NMCG Total		-	-	-3,04,560.00	-	-	3,04,560.00	-
1	20130138	NMRL	NAVAL MATERIALS RESEARCH LABORATORY, DRDO	Organic/Polymer Light Emitting Diodes Fabrication And Characterization	38,979.00	-	-	-38,979.00	-	38,979.00	-
			NMRL Total		38,979.00	-	-	-38,979.00	-	38,979.00	-
1	2018292	NOKIA	NOKIA	Physical Layer Design Techniques For Next Generation Cellular Technologies	-	7,23,082.00	-	7,23,082.00	7,23,082.00	-	-
			NOKIA Total		-	7,23,082.00	-	7,23,082.00	7,23,082.00	-	-
1	2018354	NPOL	NAVAL PHYSICAL & OCEANOGRAPHIC LABORATORY	Development Of Flexible Thin Film Transistor Circuit For Acoustic Sensors	-	11,42,367.00	-	11,42,367.00	4,44,874.00	-	6,97,493.00
			NPOL Total		-	11,42,367.00	-	11,42,367.00	4,44,874.00	-	6,97,493.00
1	2020371	NR	NORT. RLY	Instrumentation For Real-Time Measurement Of Various Parameters On The Elevated Track Over Viaduct At Rohtak	-	-	-33,27,264.00	-33,27,264.00	-	33,27,264.00	-
			NR Total		-	-	-33,27,264.00	-33,27,264.00	-	33,27,264.00	-
1	2015258	NRB	NAVAL RESEARCH BOARD	Fiber-Optic Hydrophone Sensor Array For Underwater Surveillance	13,64,190.00	-	-	-13,64,190.00	-	13,64,190.00	-
2	2018506	NRB	NAVAL RESEARCH BOARD	Skin-Friction Drag Reduction Through Control Of The Turbulent Boundary Layer On Axisymmetric Bodies	-	41,24,929.00	-	41,24,929.00	1,39,200.00	-	39,85,729.00
3	20090196	NRB	NAVAL RESEARCH BOARD	Development Of Corrosion And Wear Resistant Ni And Al-Based Mettalic Glass Coatings And Nanocrystalline Coatings	3,31,914.00	-	-	-3,31,914.00	-	3,31,914.00	-
			NRB Total		16,96,104.00	41,24,929.00	-	24,28,825.00	1,39,200.00	16,96,104.00	39,85,729.00

1	2017214	NRDC	NATIONAL RESEARCH DEV. CORP.	Innovation Facilitation Centre (ifc)	-	14.00	-	14.00	-	-	14.00
		NRDC Total			-	14.00	-	14.00	-	-	14.00
1	20050199	NRSA	NRSA	Development Of Advanced Tools For Geometric Correction, Classification And Fusion Of Sar Data Of Agricultural Areas	17,639.00	-	-	-17,639.00	-	17,639.00	-
		NRSA Total			17,639.00	-	-	-17,639.00	-	17,639.00	-
1	2017518	NSCS	NATIONAL SECURITY COUNCIL SECRETARIAT	Development Of National Blockchain And Demonstrate Two Strategic Applications	-	7,79,61,703.00	3,53,549.00	7,83,15,252.00	4,40,66,667.00	-	3,42,48,585.00
2	2019422	NSCS	NATIONAL SECURITY COUNCIL SECRETARIAT	Demodulation Of Complex Waveform	-	7,66,000.00	-	7,66,000.00	3,95,638.00	-	3,70,362.00
		NSCS Total			-	7,87,27,703.00	3,53,549.00	7,90,81,252.00	4,44,62,305.00	-	3,46,18,947.00
1	2016258	NSPL	NIVETTI SYSTEMS PRIVATE LTD.	Engineering Of Security Hardened Cryptographic Protocols For Critical National Infrastructu	-	44,424.00	-	44,424.00	-	-	44,424.00
		NSPL Total			-	44,424.00	-	44,424.00	-	-	44,424.00
1	2016448	NSRT	NAVIN SAXENA RESEARCH & TECHNOLOGY	Develop A Novel Synthesis Rout For A Key Intermediate - Noroxymorphone	-	924.00	-	924.00	-	-	924.00
		NSRT Total			-	924.00	-	924.00	-	-	924.00
1	2019420	OFKNP	ORDINANCE FACTORY KANPUR	Study Of Pressure Wave Effects In Barrels For Artillery Guns	-	-	27,50,000.00	27,50,000.00	2,50,000.00	-	25,00,000.00
		OFKNP Total			-	-	27,50,000.00	27,50,000.00	2,50,000.00	-	25,00,000.00
1	2017135	OFMK	ORDNANCE FACTORY, MEDAK	Optimization Of Aluminium Steel Composite Meterial	25,494.00	-	-	-25,494.00	-	25,494.00	-
		OFMK Total			25,494.00	-	-	-25,494.00	-	25,494.00	-
1	2015391	OIDB	OIDB	Modeling And Simulation Of Methane Extraction From Gas Hydrates Via Simultaneous Depressurization And Co2 Injection	-	2,07,917.00	-	2,07,917.00	-	-	2,07,917.00
		OIDB Total			-	2,07,917.00	-	2,07,917.00	-	-	2,07,917.00
1	2017517	ONGC	ONGC	Enhanced Coal-Bed-Methane And Shale-Gas Recovery From Underground Reservoirs Aided By Permeability Enhancement And Co2 Sequestration-An Experimental Approach	-	1,99,06,096.00	19,93,474.00	2,18,99,570.00	1,82,27,245.00	-	36,72,325.00
2	2017299	ONGC	ONGC	Modeling And Imaging Of Gas Hydrates Reservoirs Using Integrated Techniques	-	1,69,978.00	9,86,682.00	11,56,660.00	12,51,627.00	94,967.00	-
3	2018057	ONGC	ONGC	Estimation Of Reservoir Properties Of Hydrocarbon Bearing Sediments Using Frequency Dependent Amplitude Variation With Offset (Favo) Analysis	7,48,616.00	-	21,07,308.00	13,58,692.00	19,57,364.00	5,98,672.00	-
4	2017404	ONGC	ONGC	Micro-Poro-Mechanical Modelling Of Shale Anisotropy And Permeability	-	5,08,497.00	-	5,08,497.00	10,49,075.00	5,40,578.00	-
5	2016152	ONGC	ONGC	Optical Diagnostics Of Transport Phenomena During Gas Hydrate Formation And Dissociation	12,24,350.00	-	-	-12,24,350.00	-	12,24,350.00	-
		ONGC Total			19,72,966.00	2,05,84,571.00	50,87,464.00	2,36,99,069.00	2,24,85,311.00	24,58,567.00	36,72,325.00
1	20110038	OPCW	ORGANISATION FOR THE PROHIBITION OF CHEMICAL WEAPONS	Synthesis And Functionalization Of Multiwalled Cnt	41,595.00	-	-	-41,595.00	-	41,595.00	-
		OPCW Total			41,595.00	-	-	-41,595.00	-	41,595.00	-
1	2018136	ORPL	ORTHO REGENICS PRIVATE LIMITED	Fabrication Of New Generation Of Self Resorbibf Implants And Devices From Bioactive And Biodegradable Materials For Orthopaedic Applications	7,08,260.00	-	20,00,000.00	12,91,740.00	10,88,700.00	-	2,03,040.00
		ORPL Total			7,08,260.00	-	20,00,000.00	12,91,740.00	10,88,700.00	-	2,03,040.00
1	20120172	OSDDU	OPEN SOURCE DRUG DISCOVERY UNIT, CSIR	Development And Analysis Of Novel Inhibitors Against M.Tuberculosis Glmu	-	28,764.00	-	28,764.00	-	-	28,764.00
		OSDDU Total			-	28,764.00	-	28,764.00	-	-	28,764.00
1	20050210	PCRA	PTROLEUM CONSERVATION RESEARCH	Design And Development Of A Low Emission Lpg Burner	46,229.00	-	-	-46,229.00	-	46,229.00	-
		PCRA Total			46,229.00	-	-	-46,229.00	-	46,229.00	-
1	2019507	PFZER	PFZER INC.	Targeted Modification Of Post-Translational Modification Sites In Aav1-Rh10 Serotypes To Improve The Phenotypic Outcome Of Aav Mediated Gene Therapy In Haemophillia	-	1,75,93,204.00	-	1,75,93,204.00	15,08,630.00	-	1,60,84,574.00
		PFZER Total			-	1,75,93,204.00	-	1,75,93,204.00	15,08,630.00	-	1,60,84,574.00
1	2015449	PI	THE PETROLEUM INSTITUTE	A Condition Monitoring System With Multi Agent Mechanism For External Non Contact Smart Inspection Of Buried Oil And Gas Pipelines.	-	2,84,133.00	-	2,84,133.00	-	-	2,84,133.00
		PI Total			-	2,84,133.00	-	2,84,133.00	-	-	2,84,133.00
1	2015239	PLANEX	PLANETARY SCIENCES AND EXPLORATION PROGRAM	Investigation Of Stratified Turbulence And Its Applications To Planetary Atmospheres.	1,93,971.00	-	-	-1,93,971.00	-	1,93,971.00	-
		PLANEX Total			1,93,971.00	-	-	-1,93,971.00	-	1,93,971.00	-

1	2019145	PPMDF	PARENT PROJECT MUSCULAR DYSTROPHY FOUNDATION	Aav Mediated Gene Therapy For Duchenne Muscular Dystrophy	-	7,23,154.00	44,121.00	7,67,275.00	8,09,121.00	41,846.00	-
		PPMDF Total			-	7,23,154.00	44,121.00	7,67,275.00	8,09,121.00	41,846.00	-
1	20130121	PRL	PHYSICAL RESEARCH LABORATORY	Shapes, Stability And Dynamics Of Granular Minor Planets	5,80,112.00	-	-	-5,80,112.00	-	5,80,112.00	-
		PRL Total			5,80,112.00	-	-	-5,80,112.00	-	5,80,112.00	-
1	2018281	PSA	OFFICE OF THE PRINCIPAL SCIENTIFIC ADVISER	Rural Technology Action Group (Rutag)	-	24,00,169.00	31,500.00	24,31,669.00	7,47,536.00	-	16,84,133.00
2	2015314	PSA	OFFICE OF THE PRINCIPAL SCIENTIFIC ADVISER	Rutag Sub Project(Design And Development Of Amla Pricking Machine)	-	4,678.00	-	4,678.00	-	-	4,678.00
3	2018206	PSA	OFFICE OF THE PRINCIPAL SCIENTIFIC ADVISER	Technology Development & Dissemination Of Improved Horseshoes In Uttar Pradesh	73,026.00	-	-	-73,026.00	-	73,026.00	-
4	2015435	PSA	OFFICE OF THE PRINCIPAL SCIENTIFIC ADVISER	Ru-Tag;Solar Power Evaporative Cooler For Vegetable Storage	1,99,689.00	-	-	-1,99,689.00	-	1,99,689.00	-
		PSA Total			2,72,715.00	24,04,847.00	31,500.00	21,63,632.00	7,47,536.00	2,72,715.00	16,88,811.00
1	2017091	QPL	M/S QUINTALLIANCE PVT. LTD.	Undertake Joint Studies For The Uttarakhand Disaster Recovery Project With Eos, Singapore	-	2,551.00	-	2,551.00	-	-	2,551.00
		QPL Total			-	2,551.00	-	2,551.00	-	-	2,551.00
1	2020132	QUALCO	QUALCOMM	Efficient Memory Sub-System For Mobile Computing Platform	-	-	7,29,039.00	7,29,039.00	7,29,039.00	-	-
2	2020025	QUALCO	QUALCOMM	New Mimo And Modulation Techniques For 5g Networks	-	-	9,74,668.00	9,74,668.00	1,62,445.00	-	8,12,223.00
		QUALCO Total			-	-	17,03,707.00	17,03,707.00	8,91,484.00	-	8,12,223.00
1	20110182	RCI	RESEARCH CENTRE IMART,C/O PROGRAMME 'AD' (MMG)	Attitude From Vector Observations	23,684.00	-	-	-23,684.00	-	23,684.00	-
		RCI Total			23,684.00	-	-	-23,684.00	-	23,684.00	-
1	2017416	RDSO	R.D.S.O.	Centre For Railway Research	-	25,84,447.00	8,086.00	25,92,533.00	5,92,200.00	-	20,00,333.00
2	20120253	RDSO	R.D.S.O.	Railway Technology Cell (Mechanical)	-	39,32,967.00	-	39,32,967.00	-	-	39,32,967.00
3	20120254	RDSO	R.D.S.O.	Geo-Technical Engineering With Reference To Formation	-	34,39,751.00	-	34,39,751.00	-	-	34,39,751.00
		RDSO Total			-	99,57,165.00	8,086.00	99,65,251.00	5,92,200.00	-	93,73,051.00
1	2015230	RNT	RENAULT NISSAN TECHNOLOGY & BUSINESS CENTRE INDIA PRIVATE LIMITED	Study On Personal Drone Benefit For Driver Assist	-	51,519.00	-	51,519.00	-	-	51,519.00
2	2016121	RNT	RENAULT NISSAN TECHNOLOGY & BUSINESS CENTRE INDIA PRIVATE LIMITED	Procurement Of Dji Matrice 100 Unmanned Aerial Vehicles For Project-Unmanned Aerial Vehicle Aided Driver Assurances System	6,400.00	-	-	-6,400.00	-	6,400.00	-
		RNT Total			6,400.00	51,519.00	-	45,119.00	-	6,400.00	51,519.00
1	20110114	SAMSUN	SAMSUNG	Electronic,Optical,Structural And Dynamical Properties Of Zns-Pmma Nanocomposite	-	51,526.00	-	51,526.00	-	-	51,526.00
2	2019083	SAMSUN	SAMSUNG	Indoor Device Localization	-	2,93,965.00	2,48,082.00	5,42,047.00	5,42,047.00	-	-
		SAMSUN Total			-	3,45,491.00	2,48,082.00	5,93,573.00	5,42,047.00	-	51,526.00
1	19990214	SCDT	SMTCL CENTRE FOR DISPLAY TECHNOLOGY	Samtel Display Technology Centre	-	17,64,051.00	-	17,64,051.00	17,64,051.00	-	-
		SCDT Total			-	17,64,051.00	-	17,64,051.00	17,64,051.00	-	-
1	2019239	SEPIO	SEPIO PRODUCTS PRIVATE LTD	Development Of A Smart Label With Hybrid Integration	6,36,284.00	-	8,88,895.00	2,52,611.00	10,05,425.00	7,52,814.00	-
2	2019278	SEPIO	SEPIO PRODUCTS PRIVATE LTD	Ppp Mode Industry Projects (Prototype Development Fund)	-	37,46,891.00	-	37,46,891.00	10,23,741.00	-	27,23,150.00
		SEPIO Total			6,36,284.00	37,46,891.00	8,88,895.00	39,99,502.00	20,29,166.00	7,52,814.00	27,23,150.00
1	2018164	SERB	SCIENCE & ENGINEERING RESEARCH BOARD	J C Bose Fellowship	2,24,309.00	-	19,00,000.00	16,75,691.00	13,15,635.00	-	3,60,056.00
2	2014054	SERB	SCIENCE & ENGINEERING RESEARCH BOARD	Experimental Studies Of Annular Trapped Vortex Combustor	-	2,55,363.00	-	2,55,363.00	-	-	2,55,363.00
3	2018569	SERB	SCIENCE & ENGINEERING RESEARCH BOARD	Passive Stall Control Of Turbo Machinery Blades Using Leading Edge Tubercles	-	6,18,867.00	11,00,000.00	17,18,867.00	15,00,605.00	-	2,18,262.00
4	2019344	SERB	SCIENCE & ENGINEERING RESEARCH BOARD	Development Of Integrated Dampers For Combustion Dynamics Abatement For Low Emission/Advanced, Biojet Fuel Gt Combustors	-	53,61,470.00	-	53,61,470.00	3,36,360.00	-	50,25,110.00
5	2014057	SERB	SCIENCE & ENGINEERING RESEARCH BOARD	Design And Development Of An Autonomous Helicopter- Phase Ii	25,57,169.00	-	-	-25,57,169.00	15,78,382.00	41,35,551.00	-
6	2017028	SERB	SCIENCE & ENGINEERING RESEARCH BOARD	Cfd-Caa Simulation Of Flow-Acoustic Coupling In A Half-Dump Combustor	1,95,102.00	-	1,95,102.00	-	-	-	-
7	2019496	SERB	SCIENCE & ENGINEERING RESEARCH BOARD	Development Of A Computational Model For Reentry Trajectory Analysis Of Space Debris	-	2,00,000.00	-	2,00,000.00	50,438.00	-	1,49,562.00
8	2019539	SERB	SCIENCE & ENGINEERING RESEARCH BOARD	Coupling Of Particle-Based Dem And Dsmc Techniques For Understanding Dusty Gas Flow Dynamics	-	9,10,688.00	-	9,10,688.00	1,96,460.00	-	7,14,228.00
9	2015439	SERB	SCIENCE & ENGINEERING RESEARCH BOARD	Experiments On Bypass Transition In Axisymmetric Boundary Layer	2,53,283.00	-	-	-2,53,283.00	41,055.00	2,94,338.00	-
10	2015317	SERB	SCIENCE & ENGINEERING RESEARCH BOARD	Aero And Thermoacoustic Response Of Premixed Burners	1,71,187.00	-	1,61,473.00	-9,714.00	19,187.00	28,901.00	-

11	2019549	SERB	SCIENCE & ENGINEERING RESEARCH BOARD	Experimental Investigation Of Azimuthal Combustion Instability (Screech) In Annular Combustors/Afterburners Of Gas Turbine Engines	-	24,93,823.00	31,000.00	25,24,823.00	16,23,046.00	-	9,01,777.00
12	2020102B	SERB	SCIENCE & ENGINEERING RESEARCH BOARD	Autopilot And Trajectory Generation For Swarm Reaction Zone Characterization Of A Low Emission Reverse-Cross Flow Combustor	-	-	-	-	19,80,385.00	19,80,385.00	-
13	2017020	SERB	SCIENCE & ENGINEERING RESEARCH BOARD	Investigation Of Liquid Fuelled Colorless Combustor For Aircraft Gas Turbines	3,99,325.00	-	3,99,325.00	-	-	-	-
14	2017021	SERB	SCIENCE & ENGINEERING RESEARCH BOARD	Development Of Dual Colour, Beam Scanning-Particle Image Velocimetry (Dcbs-Piv) System For Flow Field Measurement In Air-Conditioned Spaces	8,22,352.00	-	-	-8,22,352.00	93,438.00	9,15,790.00	-
15	2020443	SERB	SCIENCE & ENGINEERING RESEARCH BOARD	Study Of Shocks And Wakes In Granular Flows	-	-	33,13,800.00	33,13,800.00	1,49,000.00	-	31,64,800.00
16	2020320	SERB	SCIENCE & ENGINEERING RESEARCH BOARD	Concurrent Multiscale Method For Micro-Crack Propagation In Polycrystalline Alloys	-	-	32,28,400.00	32,28,400.00	6,34,770.00	-	25,93,630.00
17	2018579	SERB	SCIENCE & ENGINEERING RESEARCH BOARD	Development And Demonstration Of Fibre-Optic Sensor-Based System For Aircraft Loads And Usage Monitoring	-	4,72,926.00	3,00,000.00	7,72,926.00	7,77,127.00	4,201.00	-
18	2018578	SERB	SCIENCE & ENGINEERING RESEARCH BOARD	Turbulent Boundary Layer Combustion For Propulsion And Fire Science Applications: Theoretical, Experimental And Computational Studies	-	56,13,615.00	12,00,000.00	68,13,615.00	54,38,524.00	-	13,75,091.00
19	2019398	SERB	SCIENCE & ENGINEERING RESEARCH BOARD	Real Time Flight Vehicles Distress Management Using Inline System Identification	-	22,04,952.00	-	22,04,952.00	21,90,514.00	-	14,438.00
20	2019551	SERB	SCIENCE & ENGINEERING RESEARCH BOARD	Reconfigurable Control Of Fixed Wing High Speed Unmanned Aerial Vehicle	-	24,00,799.00	-	24,00,799.00	15,06,926.00	-	8,93,873.00
21	2020446	SERB	SCIENCE & ENGINEERING RESEARCH BOARD	Uncertainty Resilient Multi-Harvester Metamaterials For Optimal Non-Linear Energy Harvesting	-	-	32,75,000.00	32,75,000.00	1,18,200.00	-	31,56,800.00
22	2020316	SERB	SCIENCE & ENGINEERING RESEARCH BOARD	Turbulent Jet Manipulation Using Unsteady Injection	-	-	13,05,500.00	13,05,500.00	87,025.00	-	12,18,475.00
23	2019515	SERB	SCIENCE & ENGINEERING RESEARCH BOARD	Acoustic Characterization Of A Subsonic Jet Excited Using Fluidic Injection	-	-	43,93,279.00	43,93,279.00	37,24,114.00	-	6,69,165.00
24	2021039	SERB	SCIENCE & ENGINEERING RESEARCH BOARD	Scientific Validation Of Ayurvedic Formulation Medicines Recommended For Mitigation Of Cancer Anorexia Cachexia Syndrome (Cacs) In The Drosophila Tumour Model	-	-	38,40,420.00	38,40,420.00	-	-	38,40,420.00
25	2018271	SERB	SCIENCE & ENGINEERING RESEARCH BOARD	Deciphering The Neuroprotective Mechanisms Of Ayurvedic Formulation.....Lafora Neurodegenerative Disorder	9,95,645.00	-	-	-9,95,645.00	11,59,275.00	21,54,920.00	-
26	2016245	SERB	SCIENCE & ENGINEERING RESEARCH BOARD	Functional Similarities Between The Aged Brain And Neurodegenerative Disorders :Exploring Roles For Genes Implicated In Progressive Myoclonus Epilepsies In Normal Brain Aging	12,35,808.00	-	13,22,567.00	86,759.00	86,759.00	-	-
27	2020433	SERB	SCIENCE & ENGINEERING RESEARCH BOARD	Design Of A Layered 3-D Composite Scaffold For Articular Cartilage Tissue Engineering	-	-	34,52,300.00	34,52,300.00	2,22,000.00	-	32,30,300.00
28	20120103	SERB	SCIENCE & ENGINEERING RESEARCH BOARD	A Biomimetic Scaffold-Based Approach For Ligament Tissue Engineering	-	46.00	-	46.00	-	-	46.00
29	2017311	SERB	SCIENCE & ENGINEERING RESEARCH BOARD	3d Bioprinting For Engineering Biomimetic Tissues And Organoids For Organoids For Personalized Medicine (Enginmed)	-	3,02,584.00	57,093.00	3,59,677.00	10,29,584.00	6,69,907.00	-
30	2020024	SERB	SCIENCE & ENGINEERING RESEARCH BOARD	Investigating The Role Of Bmp Signaling, Dpys13 And Yap Axis For Size Regulation During Embryonic Skeletal Development	-	-	2,31,04,000.00	2,31,04,000.00	85,37,338.00	-	1,45,66,662.00
31	2020332	SERB	SCIENCE & ENGINEERING RESEARCH BOARD	Investigating The Role Of Microna Mir-19b During The Development Of The Chick Forebrain	-	-	44,00,000.00	44,00,000.00	7,87,407.00	-	36,12,593.00
32	2017022	SERB	SCIENCE & ENGINEERING RESEARCH BOARD	Investigating Novel Functions Of Neurod In The Developing Cortex And Spinal Cord	71,563.00	-	-	-71,563.00	20,228.00	91,791.00	-
33	2020330	SERB	SCIENCE & ENGINEERING RESEARCH BOARD	Investigate The Role Of Distal-Less Homebox-1 (Dlx1) In Transdifferentiation Of Prostate Cancer Cells And Neoplastic Progression	-	-	30,53,000.00	30,53,000.00	3,27,348.00	-	27,25,652.00
34	2017185	SERB	SCIENCE & ENGINEERING RESEARCH BOARD	Molecular & Biochemical Characterization Of Saccharomyces Cerevisiae Actin Related Protein 8 (Arp8)	93,657.00	-	-	-93,657.00	3,21,706.00	4,15,363.00	-
35	2014006	SERB	SCIENCE & ENGINEERING RESEARCH BOARD	Understanding The Role Of Sos-Regulated Hnh Nucleases Of Mycobacterium Tuberculosis In Latency And Reactivation	1,49,782.00	-	-	-1,49,782.00	-	1,49,782.00	-
36	2018570	SERB	SCIENCE & ENGINEERING RESEARCH BOARD	Expression, Purification And Structural Characterization Of Diabetes Drug Target, The Human Free Fatty Acid Receptor 1 (Ffar1)	6,10,918.00	-	17,00,456.00	10,89,538.00	6,42,068.00	-	4,47,470.00
37	2014105	SERB	SCIENCE & ENGINEERING RESEARCH BOARD		3,869.00	-	-	-3,869.00	-	3,869.00	-

38	2014273	SERB	SCIENCE & ENGINEERING RESEARCH BOARD	Structural Basis Of The Human Complement Anaphylatoxin C5a Interaction With Its Cognate G Protein Coupled Receptor, The C5ar	85,000.00	-	-	-85,000.00	-	85,000.00	-
39	2017013	SERB	SCIENCE & ENGINEERING RESEARCH BOARD	Structural Dynamics Of Selected G Protein-Coupled Receptors To Delineate The Molecular Basis Of Biased Signaling	-	6,689.00	48,311.00	55,000.00	55,000.00	-	-
40	2018270	SERB	SCIENCE & ENGINEERING RESEARCH BOARD	Understanding The Structural Basis Of GPCR-Beta Arrestin Interaction And Signaling For Designing Pathway Selective Drugs	1,79,953.00	-	15,50,000.00	13,70,047.00	13,83,619.00	13,572.00	-
41	2020288	SERB	SCIENCE & ENGINEERING RESEARCH BOARD	Establishing The North India Facility For Cryogenic-Electron Microscopy (Cry-Em) At IIT Kanpur	-	-	26,21,63,000.00	26,21,63,000.00	8,71,738.00	-	26,12,91,262.00
42	2019475	SERB	SCIENCE & ENGINEERING RESEARCH BOARD	Deciphering The Role Of Small RNAs In The Development Of Hemophilic Arthropathy And Formulation Of A MicroRNA Based Therapeutic To Alleviate Joint Damage	-	26,31,333.00	17,950.00	26,49,283.00	25,51,219.00	-	98,064.00
43	2019444	SERB	SCIENCE & ENGINEERING RESEARCH BOARD	3d Printed Biomedical Personalized Caps With Drug Releasing Ability For Rescue Of Alopecia Condition After Chemotherapy	-	16,15,950.00	37,170.00	16,53,120.00	10,38,173.00	-	6,14,947.00
44	2019518	SERB	SCIENCE & ENGINEERING RESEARCH BOARD	In Union There Is Strength To Sense Mechanisms Of Mtorc1 Clustering On Lysosome For Nutrient Sensing And Their Implications In Diabetes Probed With Super-Resolution Microscopy	-	33,48,167.00	13,00,000.00	46,48,167.00	19,89,385.00	-	26,58,782.00
45	2019440	SERB	SCIENCE & ENGINEERING RESEARCH BOARD	Single Molecule Imaging Of Mhc Class II Protein Mediated Bat Influenza Virus Entry Into Mammalian Cell	-	19,26,445.00	-	19,26,445.00	26,57,988.00	7,31,543.00	-
46	2020357	SERB	SCIENCE & ENGINEERING RESEARCH BOARD	Calcium Homeostasis Modulator-1 (Calchm1) As A Therapeutic Target For The Neurological Disorder	-	-	19,89,950.00	19,89,950.00	4,99,975.00	-	14,89,975.00
47	2020325	SERB	SCIENCE & ENGINEERING RESEARCH BOARD	Influence Of Sleep Quality On Naturalistic Decision Making	-	-	23,40,000.00	23,40,000.00	1,35,500.00	-	22,04,500.00
48	2020437C	SERB	SCIENCE & ENGINEERING RESEARCH BOARD	Characterization And Monitoring Of Containment Plume Migration From Waste Dump Sites In Shallow Aquifers Using Time-Lapse Geophysical Studies Coupled With Geochemical Analyses And Associated Hydrogeology	-	-	-	-	3,995.00	3,995.00	-
49	2017495	SERB	SCIENCE & ENGINEERING RESEARCH BOARD	Study On Impact Of Bio-Aerosols, Particulate Based Organics And Metals On The Health Of Exposed Population Residing At A Major Site Within The Indo-Gangetic Plain	16,777.00	-	98,160.00	81,383.00	88,145.00	6,762.00	-
50	2014233	SERB	SCIENCE & ENGINEERING RESEARCH BOARD	Design Of Nonlinear Spring As A Re-Centering Mechanism In Flat Sliding Base Isolation System	13,05,068.00	-	-	-13,05,068.00	-	13,05,068.00	-
51	2015337	SERB	SCIENCE & ENGINEERING RESEARCH BOARD	Experimental Investigation Of Pressure Flow Deck Scour	4,95,107.00	-	4,96,780.00	1,673.00	7,315.00	5,642.00	-
52	2018564	SERB	SCIENCE & ENGINEERING RESEARCH BOARD	Hydro-Mechanical Behavior Of Compacted Soils Under Varied Stress State And Saturation Conditions	-	9,10,269.00	5,00,000.00	14,10,269.00	11,08,792.00	-	3,01,477.00
53	2020437B	SERB	SCIENCE & ENGINEERING RESEARCH BOARD	Characterization And Monitoring Of Containment Plume Migration From Waste Dump Sites In Shallow Aquifers Using Time-Lapse Geophysical Studies Coupled With Geochemical Analyses And Associated Hydrogeology	-	-	-	-	57,265.00	57,265.00	-
54	2015302	SERB	SCIENCE & ENGINEERING RESEARCH BOARD	Investing The Role Of Changes In Physicochemical Properties Of Cementitious Materials On Long Term Performance Of Stabilized Layers	-	15,890.00	-	15,890.00	-	-	15,890.00
55	2016334	SERB	SCIENCE & ENGINEERING RESEARCH BOARD	Permeability Evolution In Deep-Reservoir Rocks An Experimental And Numerical Study	-	1,85,488.00	3,93,970.00	5,79,458.00	6,34,980.00	55,522.00	-
56	2016254	SERB	SCIENCE & ENGINEERING RESEARCH BOARD	Numerical And Experimental Investigation Of Water Movement Under Heterogeneous Conditions In Unsaturated Soils	1,76,429.00	-	4,71,346.00	2,94,917.00	3,26,644.00	31,727.00	-
57	2018279	SERB	SCIENCE & ENGINEERING RESEARCH BOARD	Structural Identification From Incomplete And Uncertain Information: Identifiability, Optimal Experiment Design And Probabilistic Condition Assessment	-	10,06,495.00	4,42,870.00	14,49,365.00	6,87,337.00	-	7,62,028.00
58	2019126	SERB	SCIENCE & ENGINEERING RESEARCH BOARD	Real-Time Hybrid Simulation: Implementation, Validation And Application To Multi-Hazard Performance Assessment Of Buildings Outfitted With A Novel Damping Device	-	37,53,864.00	-	37,53,864.00	35,71,030.00	-	1,82,834.00
59	2020340	SERB	SCIENCE & ENGINEERING RESEARCH BOARD	Onset Of A Flood Warning System: An Experiment And Computational Model	-	-	24,28,625.00	24,28,625.00	1,24,875.00	-	23,03,750.00
60	2020285	SERB	SCIENCE & ENGINEERING RESEARCH BOARD	A Multi-Sensor Approach To Pedestrian Detection And Tracking In Unstructured Environments	-	-	17,41,850.00	17,41,850.00	3,20,260.00	-	14,21,590.00

61	2020300	SERB	SCIENCE & ENGINEERING RESEARCH BOARD	Characterization, Evaluation And Modeling Of Passing Behavior On Two-Lane Highways Using Naturalistic Driving Data In Disordered Traffic	-	-	17,74,830.00	17,74,830.00	1,09,075.00	-	16,65,755.00
62	2020348	SERB	SCIENCE & ENGINEERING RESEARCH BOARD	Computer Vision Based Smart Traffic Intersection Monitoring In Unstructured Environment	-	-	20,85,650.00	20,85,650.00	1,05,435.00	-	19,80,215.00
63	2016347	SERB	SCIENCE & ENGINEERING RESEARCH BOARD	Functional Photonic Crystal Devices	68,504.00	-	-	-68,504.00	-	68,504.00	-
64	2018520	SERB	SCIENCE & ENGINEERING RESEARCH BOARD	Preparation Of Cost-Effective Transition Metal Oxides-Dispersed Graphitic Nanocomposite-Based Electrodes Of A Microbial Fuel Cell For Simultaneous Bioelectricity Generation And Cod Reduction In Wastew	3,23,033.00	-	22,00,000.00	18,76,967.00	15,63,625.00	-	3,13,342.00
65	2017498	SERB	SCIENCE & ENGINEERING RESEARCH BOARD	Nanohybrids For Hydrogen Storage	33,937.00	-	7,00,000.00	6,66,063.00	8,64,465.00	1,98,402.00	-
66	20120156	SERB	SCIENCE & ENGINEERING RESEARCH BOARD	Synthesis And Characterization Of Cellulose Clay Nanocomposites Environmentally Benign Peptide Synthesis Using Thermostable Enzymes	12,28,701.00	-	-	-12,28,701.00	-	12,28,701.00	-
67	2014230	SERB	SCIENCE & ENGINEERING RESEARCH BOARD	Role Of Swri Chromatin Remodeling Complex In Radiation Resistance Fungus "Ustilago Maydis"	69,311.00	-	-	-69,311.00	-	69,311.00	-
68	2017011	SERB	SCIENCE & ENGINEERING RESEARCH BOARD	Identification Of Processes Controlling Geogenic Uranium And Arsenic Pollution In Indian Aquifers For Long-Term In Situ Remediation	3,46,192.00	-	13,338.00	-3,32,854.00	3,49,728.00	6,82,582.00	-
69	2020344	SERB	SCIENCE & ENGINEERING RESEARCH BOARD	Integration Of Air Mass Trajectory Models And 187os/188os.....Atmospheric Dust In India	-	-	45,94,400.00	45,94,400.00	4,59,459.00	-	41,34,941.00
70	2016236	SERB	SCIENCE & ENGINEERING RESEARCH BOARD	Cognitive Robotics Based Study Of Child-Robot Interaction (Cr)- Characterization Of Critical Parameters And Interaction Design	21,35,486.00	-	-	-21,35,486.00	-	21,35,486.00	-
71	2019523	SERB	SCIENCE & ENGINEERING RESEARCH BOARD	Non-Gassing Electrode Materials For Electro-Osmotic Pumping Based Subcutaneous Drug Delivery System	-	16,61,419.00	46,598.00	17,08,017.00	13,85,669.00	-	3,22,348.00
72	20130030	SERB	SCIENCE & ENGINEERING RESEARCH BOARD	Development Of Metal Monolith Catalysts For Steam Reforming Of Methane	1,00,000.00	-	-	-1,00,000.00	-	1,00,000.00	-
73	20130210	SERB	SCIENCE & ENGINEERING RESEARCH BOARD	Microchannels Containing And Metal-Graphene Oxide Dispersed Carbon Film-Based Chemiresistive/Electrochemical Sensors For Aqueous Metals	7,84,386.00	-	-	-7,84,386.00	-	7,84,386.00	-
74	2019472	SERB	SCIENCE & ENGINEERING RESEARCH BOARD	Experimental Investigations Of Instabilities In Newtonian And Viscoelastic Fluid Flow Through Deformable Tubes	-	15,13,022.00	-	15,13,022.00	12,96,180.00	-	2,16,842.00
75	2016371	SERB	SCIENCE & ENGINEERING RESEARCH BOARD	Experimental Investigations Of Early Transition In Viscoelastic Channel Flows	-	38,948.00	-	38,948.00	-	-	38,948.00
76	2020425	SERB	SCIENCE & ENGINEERING RESEARCH BOARD	Simultaneous Process Design And Control	-	-	54,83,939.00	54,83,939.00	2,20,000.00	-	52,63,939.00
77	2016346	SERB	SCIENCE & ENGINEERING RESEARCH BOARD	Mineralization Of Peptides And Proteins On Topographically And Chemically Patterned Heterogeneous Substrates	6,27,983.00	-	-	-6,27,983.00	61,222.00	6,89,205.00	-
78	20130045	SERB	SCIENCE & ENGINEERING RESEARCH BOARD	Development Of Process For Making Rewritable And Re-Printable Paper Material	1,02,500.00	-	-	-1,02,500.00	-	1,02,500.00	-
79	2018405	SERB	SCIENCE & ENGINEERING RESEARCH BOARD	Study Of Wetting Kinetics Of Liquid On Soft Substrate In Presence Of Elasto-Capillary Effect And Surface Reaction	33,534.00	-	-	-33,534.00	6,58,006.00	6,91,540.00	-
80	2019544	SERB	SCIENCE & ENGINEERING RESEARCH BOARD	Procurement Of Book Based On Irhpa (Dst) Projects	-	12,80,000.00	-	12,80,000.00	10,91,508.00	-	1,88,492.00
81	2015131	SERB	SCIENCE & ENGINEERING RESEARCH BOARD	Experimental And Theoretical Investigations Of Complex Rheological Behaviors In Time Dependent (Aging) Soft Materials	957.00	-	-	-957.00	-	957.00	-
82	2018532	SERB	SCIENCE & ENGINEERING RESEARCH BOARD	Wetting Behavior Of Fluids In Presence Of Large Particles On Surfaces	-	13,29,324.00	-	13,29,324.00	13,94,785.00	65,461.00	-
83	2015286	SERB	SCIENCE & ENGINEERING RESEARCH BOARD	Development Of A Hybrid Approach For High-Throughput Screening Of Materials	10,72,809.00	-	-	-10,72,809.00	-	10,72,809.00	-
84	2019510	SERB	SCIENCE & ENGINEERING RESEARCH BOARD	Structural Evaluation Of Building Block Of Ice In Different Geometry/Conditions And Its Impact On Nucleation Behavior	-	2,00,000.00	-	2,00,000.00	2,20,000.00	20,000.00	-
85	2019543	SERB	SCIENCE & ENGINEERING RESEARCH BOARD	Understanding The Self-Assembly Of Amphiphilic Molecules In Supercooled Solvents Using Molecular Simulations	-	12,90,000.00	-	12,90,000.00	12,81,278.00	-	8,722.00
86	2019545	SERB	SCIENCE & ENGINEERING RESEARCH BOARD	In Silico Screening For Repurposing Known Drugs For Sars-Cov-2 Using Ai And Molecular Simulations	-	36,85,000.00	-	36,85,000.00	10,13,023.00	-	26,71,977.00
87	2020031	SERB	SCIENCE & ENGINEERING RESEARCH BOARD	Biosensors For Multi-Analyte Disease Detection	-	-	13,35,840.00	13,35,840.00	15,41,649.00	2,05,809.00	-
88	20130175	SERB	SCIENCE & ENGINEERING RESEARCH BOARD		10,64,070.00	-	-	-10,64,070.00	-	10,64,070.00	-

89	2017515	SERB	SCIENCE & ENGINEERING RESEARCH BOARD	Climbing With Support: Scaling Volcano In Electrocatalytic Oxygen Evolution, Chlorine-Evolution And Co2 Reduction Reactions	-	24,44,088.00	-	24,44,088.00	7,47,265.00	-	16,96,823.00
90	2014303	SERB	SCIENCE & ENGINEERING RESEARCH BOARD	Development Of Sinter-Resistant Nanoparticles Encapsulated By Zeolite Nanoshell As Bifunctional Catalyst	22,43,984.00	-	-	-22,43,984.00	-	22,43,984.00	-
91	2017264	SERB	SCIENCE & ENGINEERING RESEARCH BOARD	Explaining The Puzzling Experimental Observations Of Polymer Dynamics In Solutions: Theoretical And Computational Studies Over Multiple Length And Time Scales	-	4,36,302.00	-	4,36,302.00	2,47,280.00	-	1,89,022.00
92	2017321	SERB	SCIENCE & ENGINEERING RESEARCH BOARD	Molecular Simulation Of Electr	-	18,419.00	7,45,000.00	7,63,419.00	6,01,990.00	-	1,61,429.00
93	2019484	SERB	SCIENCE & ENGINEERING RESEARCH BOARD	Modeling The Nature Of Active Sites And The Role Of Support In Hydrodeoxygenation Catalyst	-	42,84,243.00	-	42,84,243.00	41,76,096.00	-	1,08,147.00
94	2017340	SERB	SCIENCE & ENGINEERING RESEARCH BOARD	Fellowship Of Ramanujan	-	2,37,322.00	5,23,000.00	7,60,322.00	14,36,792.00	6,76,470.00	-
95	2019077	SERB	SCIENCE & ENGINEERING RESEARCH BOARD	Active Colloids In Complex Environments	-	17,62,381.00	6,84,590.00	24,46,971.00	18,17,355.00	-	6,29,616.00
96	2020278	SERB	SCIENCE & ENGINEERING RESEARCH BOARD	Investigation Of Physicochemical Mechanisms Governing Wettability And Multiphase Transport In Carbonate Rocks	-	-	25,49,130.00	25,49,130.00	2,56,910.00	-	22,92,220.00
97	2020112	SERB	SCIENCE & ENGINEERING RESEARCH BOARD	Optimization Of Lockdown, Testing And Isolating Strategies To Contain Covid-19 In India	-	-	4,30,000.00	4,30,000.00	4,73,329.00	43,329.00	-
98	2020244	SERB	SCIENCE & ENGINEERING RESEARCH BOARD	Coputational Investigation Of Mycobacterium Tuberculosis Fatty Acid Synthase-I	-	-	24,74,000.00	24,74,000.00	1,40,000.00	-	23,34,000.00
99	2020262	SERB	SCIENCE & ENGINEERING RESEARCH BOARD	Reduced-Order Modeling Of Electrowetting For Applications In Droplet Microfluidics	-	-	11,58,320.00	11,58,320.00	72,575.00	-	10,85,745.00
100	2016432	SERB	SCIENCE & ENGINEERING RESEARCH BOARD	The Study Of Aromaticity Anomeric Effect And Bond Path In Qtaim Using Interaction Coordinates And Anharmonicity Analysis	12,55,047.00	-	-	-12,55,047.00	-	12,55,047.00	-
101	2015228	SERB	SCIENCE & ENGINEERING RESEARCH BOARD	Enantioselective Synthesis Of Isoindolinones And Tetrahydroisoquinolines.	1,19,626.00	-	-	-1,19,626.00	-	1,19,626.00	-
102	2016324	SERB	SCIENCE & ENGINEERING RESEARCH BOARD	Insulin Amyloidosis Interference And Modulation Of Bacterial Quorum Sensing	6,23,745.00	-	15,00,000.00	8,76,255.00	8,90,120.00	13,865.00	-
103	2018399	SERB	SCIENCE & ENGINEERING RESEARCH BOARD	Jc Bose Fellowship	-	3,36,546.00	20,00,000.00	23,36,546.00	21,29,323.00	-	2,07,223.00
104	2018421	SERB	SCIENCE & ENGINEERING RESEARCH BOARD	Jc Bose Fellowship To Prof. Sandeep Verma	-	1,82,622.00	17,22,242.00	19,04,864.00	11,89,743.00	-	7,15,121.00
105	2018561	SERB	SCIENCE & ENGINEERING RESEARCH BOARD	Michael Initiated Ring Closing Reactions:Enantioselective Synthesis Of Highly Substituted Spiro-Cyclopropanes	-	6,80,727.00	15,00,000.00	21,80,727.00	20,41,706.00	-	1,39,021.00
106	2018331	SERB	SCIENCE & ENGINEERING RESEARCH BOARD	Theoretical Studies Of Hydrogen Bond Fluctuation And Time Dependent Infrared And Terahertz Spectroscopy Of Aqueous Solutions Of Complex Molecular Solutes	-	2,82,227.00	2,73,003.00	5,55,230.00	4,29,020.00	-	1,26,210.00
107	2018351	SERB	SCIENCE & ENGINEERING RESEARCH BOARD	Jc Bose Fellowship	-	49,207.00	18,52,240.00	19,01,447.00	18,99,621.00	-	1,826.00
108	2017132	SERB	SCIENCE & ENGINEERING RESEARCH BOARD	Insights Into The Origins Of Non-Statisticality In Reaction Dynamics From Mechanism To Control	-	4,46,716.00	-8,00,000.00	-3,53,284.00	1,56,150.00	5,09,434.00	-
109	20130241	SERB	SCIENCE & ENGINEERING RESEARCH BOARD	Coordination Driven New Self Assembled Organometallic Metallacycles For Biomedical Applications	-	2,21,107.00	-	2,21,107.00	-	-	2,21,107.00
110	20120049	SERB	SCIENCE & ENGINEERING RESEARCH BOARD	Organic Functional Materials With A Rational Design Of Molecular Building Blocks	3,37,130.00	-	-	-3,37,130.00	-	3,37,130.00	-
111	2015083	SERB	SCIENCE & ENGINEERING RESEARCH BOARD	J.C. Bose Fellowship	72,291.00	-	19,77,958.00	19,05,667.00	16,00,079.00	-	3,05,588.00
112	2018118	SERB	SCIENCE & ENGINEERING RESEARCH BOARD	Targeting Nexus Of Metabolic And Neurodegenerative Disorders: Application In Lafora Disease And Islet Amyloid Deposits	7,27,147.00	-	16,79,157.00	9,52,010.00	6,67,067.00	-	2,84,943.00
113	2019478	SERB	SCIENCE & ENGINEERING RESEARCH BOARD	Synthetic Perspective Of Domino Ring-Opening Cyclization(Droc) And Ring-Opening Cyclization(Roc) Of Activated Aziridines And Azetidines To Various Biologically Significant Aza/Oxa-Heterocyclic Compound	-	24,88,554.00	76,433.00	25,64,987.00	20,43,431.00	-	5,21,556.00
114	2018301	SERB	SCIENCE & ENGINEERING RESEARCH BOARD	Therapeutic Evaluation Of Organometallic Compounds As Potent Antibacterial Agents	131.00	-	3,39,905.00	3,39,774.00	3,39,774.00	-	-
115	2018530	SERB	SCIENCE & ENGINEERING RESEARCH BOARD	Metal-Coordinated Ligand Radicals, Molecular And Electronic Structure And Reactivity	18,139.00	-	12,00,000.00	11,81,861.00	3,67,011.00	-	8,14,850.00
116	2018538	SERB	SCIENCE & ENGINEERING RESEARCH BOARD	Jc Bose Fellowship	1,55,720.00	-	21,00,000.00	19,44,280.00	16,76,219.00	-	2,68,061.00
117	2020305	SERB	SCIENCE & ENGINEERING RESEARCH BOARD	Integrated Capture And Conversion Of Co2 To Methanol Using Protic Catalysts	-	-	75,00,000.00	75,00,000.00	5,92,915.00	-	69,07,085.00
118	20130095	SERB	SCIENCE & ENGINEERING RESEARCH BOARD	Metal Catalyzed Decarbonylative Coupling Reactions And Their Applications To Organic Synthesis	6,81,994.00	-	-	-6,81,994.00	-	6,81,994.00	-

119	2019118	SERB	SCIENCE & ENGINEERING RESEARCH BOARD	Unexplored New Reactivity Of Triarylbiomuths As Threefold Atom-Economic Reagents In Cross-Coupling Reactions	-	9,64,966.00	-	9,64,966.00	1,29,680.00	-	8,35,286.00
120	2017269	SERB	SCIENCE & ENGINEERING RESEARCH BOARD	Development Of In-Situ Contactless Thermometer And Viscometer Through Spatiotemporal Control At Nano-Scale Dimension To Unravel The Dynamics Of Complex System: Vibrating Molecules....Multiple Phases	-	22,10,810.00	-	22,10,810.00	32,43,693.00	10,32,883.00	-
121	2014143	SERB	SCIENCE & ENGINEERING RESEARCH BOARD	N - Heterocyclic Carbene (Nhc) Stabilized Metal Alkoxides/Aryloxides: Potential Precursor For The Preparation Of Heterobimetallic Oxides	3,40,045.00	-	-	-3,40,045.00	-	3,40,045.00	-
122	2017491	SERB	SCIENCE & ENGINEERING RESEARCH BOARD	Modeling Diheme Enzyme Maug: Understanding Nature'S Design, Structure-Function Correlation And Application	76,378.00	-	10,00,000.00	9,23,622.00	10,58,016.00	1,34,394.00	-
123	2017016	SERB	SCIENCE & ENGINEERING RESEARCH BOARD	Computational Study Of The Role Of Elastic Anisotropy Surface Stress And Compositional Segregation In Ge-Si Coherent Heteroepitaxial Growth	3,07,878.00	-	2,269.00	-3,05,609.00	31,223.00	3,36,832.00	-
124	2019471	SERB	SCIENCE & ENGINEERING RESEARCH BOARD	Development Of An Efficient Method For Free Energy Calculations Efficient Methods For Carrying Out Hybrid Density-Functional Based Ab Initio Molecular Dynamics Simulations: Development And Implementation	-	33,63,967.00	2,00,000.00	35,63,967.00	32,14,937.00	-	3,49,030.00
125	2019505	SERB	SCIENCE & ENGINEERING RESEARCH BOARD	Femtosecond Study Of Metal Complexes, Green Fluorescent Protein And Related Molecules	-	2,00,000.00	-	2,00,000.00	2,20,000.00	20,000.00	-
126	20120100	SERB	SCIENCE & ENGINEERING RESEARCH BOARD	Elucidation Of Active Site Dynamics, Function And Receptor Binding Of Insulin At The Single Molecular Level	14,58,068.00	-	-	-14,58,068.00	-	14,58,068.00	-
127	2018167	SERB	SCIENCE & ENGINEERING RESEARCH BOARD	Design And Synthesis Of Functionalized Peptide Scaffolds For Protein Prenyltransferases Inhibition: Potential Cancer Chemotherapeutics	-	25,98,284.00	9,01,238.00	34,99,522.00	33,64,695.00	-	1,34,827.00
128	20120055	SERB	SCIENCE & ENGINEERING RESEARCH BOARD	Stereoselective Synthesis Of Nitrogen Containing Natural Products Through Organocatalysis	18,242.00	-	-	-18,242.00	-	18,242.00	-
129	2018322	SERB	SCIENCE & ENGINEERING RESEARCH BOARD	Double Sn2 Cascade For Biomimetic Total Synthesis Of Anti-Diabetic Natural Products Chlorabietol A-C And Callistrilones A,B	-	1,64,382.00	5,00,000.00	6,64,382.00	7,75,972.00	1,11,590.00	-
130	2018527	SERB	SCIENCE & ENGINEERING RESEARCH BOARD	Nitric Oxide Delivery To Biological Targets From Transition Metal Nitrosyl Complexes	2,47,615.00	-	20,00,216.00	17,52,601.00	19,99,597.00	2,46,996.00	-
131	20130225	SERB	SCIENCE & ENGINEERING RESEARCH BOARD	Luminescent Lanthanide Complexes As Targeted Theranostic Agents	59,967.00	-	59,967.00	-	-	-	-
132	2016491	SERB	SCIENCE & ENGINEERING RESEARCH BOARD	Biomimetics Of Acireductone Dioxxygenase Through Model Nickel And Iron Complexes.	2,55,470.00	-	1,50,000.00	-1,05,470.00	70,211.00	1,75,681.00	-
133	2015153	SERB	SCIENCE & ENGINEERING RESEARCH BOARD	Stereoisomers Of New Dipicolylamine Complexes From Multi-Component One-Pot Reactions:Isolation And Post Synthetic Modification Transmetalation And Bioinspired Hydrogen Production Catalysis.	3,32,356.00	-	-	-3,32,356.00	-	3,32,356.00	-
134	2015346	SERB	SCIENCE & ENGINEERING RESEARCH BOARD	New Pnp Ligands And Complexes From Prebiotically Relevant Reactions:Bioinspired Sequestration And Activation Of Environmentally Detrimental Small Molecules	-	28,08,090.00	-	28,08,090.00	7,25,570.00	-	20,82,520.00
135	2020346	SERB	SCIENCE & ENGINEERING RESEARCH BOARD	Probing Coherent Coupling Of Molecular Excitons To Localized Surface Plasmons Of Hollow Metal Nanoparticles Using Single-Particle Level Spectroscopy	-	-	38,69,000.00	38,69,000.00	11,23,846.00	-	27,45,154.00
136	2016335	SERB	SCIENCE & ENGINEERING RESEARCH BOARD	Probing The Role Of Dual-Membrane Cell Wall In Gram-Negative Bacterial Survival And Drug-Resistance Development Under Stressful Conditions Using Nonlinear Spectroscopy	-	2,29,683.00	2,33,298.00	4,62,981.00	4,62,981.00	-	-
137	2020292	SERB	SCIENCE & ENGINEERING RESEARCH BOARD	Development Of Novel Visible Light Promoted Transformations Synergistically Coupled Catalytic Systems For Sustainable Processes And Products	-	-	34,45,466.00	34,45,466.00	3,68,135.00	-	30,77,331.00
138	2015202	SERB	SCIENCE & ENGINEERING RESEARCH BOARD	Water Soluble Transition Metal Complexes:Synthesis And Catalysis	1,83,259.00	-	-	-1,83,259.00	-	1,83,259.00	-
139	2018188	SERB	SCIENCE & ENGINEERING RESEARCH BOARD	Sustainable Synthesis Value Added Chemicals	-	16,559.00	-	16,559.00	1,10,000.00	93,441.00	-
140	2015214	SERB	SCIENCE & ENGINEERING RESEARCH BOARD	Cobalt Catalysed C-H Bond Functionalization	98,990.00	-	-	-98,990.00	-	98,990.00	-
141	2018565	SERB	SCIENCE & ENGINEERING RESEARCH BOARD		-	10,18,451.00	12,00,000.00	22,18,451.00	7,92,154.00	-	14,26,297.00
142	2016082	SERB	SCIENCE & ENGINEERING RESEARCH BOARD		4,47,443.00	-	-	-4,47,443.00	-	4,47,443.00	-

143	2020342	SERB	SCIENCE & ENGINEERING RESEARCH BOARD	Tethered Cp# Ligands And Their Metalation Studies, Catalytic Applications	-	-	24,40,300.00	24,40,300.00	1,30,000.00	-	23,10,300.00
144	2019461	SERB	SCIENCE & ENGINEERING RESEARCH BOARD	Non-Heme Metal-Peroxytrinitres: Synthesis And Reactivity	-	35,20,034.00	-	35,20,034.00	28,91,014.00	-	6,29,020.00
145	2019304	SERB	SCIENCE & ENGINEERING RESEARCH BOARD	Development Of A Multi-Scale Modelling Framework For Non-Covalent Interactions	-	16,60,000.00	-	16,60,000.00	15,41,352.00	-	1,18,648.00
146	2019303	SERB	SCIENCE & ENGINEERING RESEARCH BOARD	Study Of Solar Cell From Quantum Thermodynamics Perspective	-	18,10,000.00	-	18,10,000.00	15,99,105.00	-	2,10,895.00
147	2019327	SERB	SCIENCE & ENGINEERING RESEARCH BOARD	Magnetic Field Dependent Charge-Transport In Nanometric Chiral Molecular Films	-	32,75,678.00	4,00,000.00	36,75,678.00	26,62,204.00	-	10,13,474.00
148	2019516	SERB	SCIENCE & ENGINEERING RESEARCH BOARD	Molecular Device Fabrication For Charge-Transport Measurements:Replacing Metal Electrodes By Carbon Electrode	-	21,78,500.00	-	21,78,500.00	7,56,178.00	-	14,22,322.00
149	2019302	SERB	SCIENCE & ENGINEERING RESEARCH BOARD	Plasmonic Janus Nanoparticle For Photocatalysis	-	23,03,155.00	3,00,000.00	26,03,155.00	23,09,506.00	-	2,93,649.00
150	2020251	SERB	SCIENCE & ENGINEERING RESEARCH BOARD	Synthesis Of Nitrogen Rich Compounds For Gas Generator, Airbag And Propellant Applications	-	-	22,85,000.00	22,85,000.00	1,43,647.00	-	21,41,353.00
151	2020281	SERB	SCIENCE & ENGINEERING RESEARCH BOARD	Design And Synthesis Of Nitrogen-Rich Compounds With Fine Tuned Properties For High Energy Material Applications Characterization And Performance Study	-	-	36,60,000.00	36,60,000.00	1,50,000.00	-	35,10,000.00
152	2020253	SERB	SCIENCE & ENGINEERING RESEARCH BOARD	A General Synthetic Entry To Aspidofractinine Alkaloids	-	-	25,55,000.00	25,55,000.00	2,70,000.00	-	22,85,000.00
153	2020385	SERB	SCIENCE & ENGINEERING RESEARCH BOARD	New Approaches To Asymmetric Formal Homo-Nazarov Cyclization And Application To The Total Synthesis Of Propolisbenzofuran B And Phytochemical Natural Products	-	-	36,60,000.00	36,60,000.00	1,50,000.00	-	35,10,000.00
154	2020004	SERB	SCIENCE & ENGINEERING RESEARCH BOARD	Development Of Functionalized Inanimate Surfaces With Repurposable Multi-Targeted Virucidal Agents/Drugs For Preventive And Cost-Effective Antiviral Applications	-	-	19,84,000.00	19,84,000.00	24,03,908.00	4,19,908.00	-
155	2020261	SERB	SCIENCE & ENGINEERING RESEARCH BOARD	Native Lipid Membrane Biosensor For Detection Of Viruses At Single Practical Level	-	-	27,60,000.00	27,60,000.00	1,51,300.00	-	26,08,700.00
156	2019532	SERB	SCIENCE & ENGINEERING RESEARCH BOARD	Controlling The Efficiency Of Molecular Switches And The Dynamics Of Switchable States On Surface	-	64,43,233.00	-	64,43,233.00	3,72,371.00	-	60,70,862.00
157	2016466	SERB	SCIENCE & ENGINEERING RESEARCH BOARD	National Interdisciplinary Center For Cyber Security And Cyber Defense Of Critical Infrastructures	-	6,48,35,330.00	1,90,02,962.00	8,38,38,292.00	3,14,98,046.00	-	5,23,40,246.00
158	2020001	SERB	SCIENCE & ENGINEERING RESEARCH BOARD	Technology Innovation Hub In C	-	7,25,00,000.00	-	7,25,00,000.00	7,25,00,000.00	-	-
159	2014065	SERB	SCIENCE & ENGINEERING RESEARCH BOARD	Extending Skyline Queries To Distributed And Uncertain Database	5,06,522.00	-	-	-5,06,522.00	-	5,06,522.00	-
160	2019096	SERB	SCIENCE & ENGINEERING RESEARCH BOARD	Nyaya: A Legal Assistance System For Legal Experts And The Common Man In India	-	10,51,366.00	-	10,51,366.00	5,35,258.00	-	5,16,108.00
161	2019195	SERB	SCIENCE & ENGINEERING RESEARCH BOARD	Scalable Spatio-Temporal Measurement And Analysis Of Air Pollution Data For Delhi-Ncr Using Vehical-Mounted Sensors Imprint-Ii	-	8,82,121.00	-	8,82,121.00	68,075.00	-	8,14,046.00
162	2013378	SERB	SCIENCE & ENGINEERING RESEARCH BOARD	Effective Recurrence And Ergodicity	-	1,94,300.00	-	1,94,300.00	-	-	1,94,300.00
163	2018510	SERB	SCIENCE & ENGINEERING RESEARCH BOARD	Improvement Dynamics In Games And Asynchronous Systems	2,431.00	-	2,27,250.00	2,24,819.00	20,000.00	-	2,04,819.00
164	2019179	SERB	SCIENCE & ENGINEERING RESEARCH BOARD	Safe Streets At Night: Automated Monitoring Of Streets With Natural Language Summaries	-	17,48,729.00	-	17,48,729.00	9,60,592.00	-	7,88,137.00
165	2015378	SERB	SCIENCE & ENGINEERING RESEARCH BOARD	Ramanujan Fellowship Award	38,777.00	-	-	-38,777.00	12,082.00	50,859.00	-
166	2016264	SERB	SCIENCE & ENGINEERING RESEARCH BOARD	A Framework For Synthesizing Robust Motion Primitives For Uavs	4,76,042.00	-	-	-4,76,042.00	-	4,76,042.00	-
167	2019494	SERB	SCIENCE & ENGINEERING RESEARCH BOARD	Design Of Feedback Controllers For Safe Operations Of Autonomous Systems	-	2,00,000.00	-	2,00,000.00	20,000.00	-	1,80,000.00
168	2016263	SERB	SCIENCE & ENGINEERING RESEARCH BOARD	Early Career Research Award (By Serb)	1,52,362.00	-	-	-1,52,362.00	-	1,52,362.00	-
169	2020150	SERB	SCIENCE & ENGINEERING RESEARCH BOARD	Characterizing The Evolution Of Naming Conventions In India	-	-	2,20,000.00	2,20,000.00	40,000.00	-	1,80,000.00
170	2020347	SERB	SCIENCE & ENGINEERING RESEARCH BOARD	Optimal Online Data Analysis And Visualization Of Weather Simulations At Exascale	-	-	21,88,600.00	21,88,600.00	1,27,600.00	-	20,61,000.00
171	2018326	SERB	SCIENCE & ENGINEERING RESEARCH BOARD	Formal Methods For Provably Secure Enclave Platforms	-	4,56,479.00	-	4,56,479.00	-	-	4,56,479.00
172	2020283	SERB	SCIENCE & ENGINEERING RESEARCH BOARD	Reconstructing Cell Lineage, Invariant And Variable Lineage Maps By Integrating Mutation And Transcriptomic Data From Dynamic Lineage Tracing Experiments	-	-	16,95,000.00	16,95,000.00	85,500.00	-	16,09,500.00
173	2019449	SERB	SCIENCE & ENGINEERING RESEARCH BOARD	Go With The Flow Practical Hardware Support For Efficient Concurrency Analyses	-	5,50,000.00	-	5,50,000.00	5,44,613.00	-	5,387.00
174	2019169	SERB	SCIENCE & ENGINEERING RESEARCH BOARD	Review Meeting For Cyber Security Center	-	1,01,87,665.00	-1,00,00,000.00	1,87,665.00	-	-	1,87,665.00

175	2019497	SERB	SCIENCE & ENGINEERING RESEARCH BOARD	A Study Of First-Order Methods In Scalar And Vector Optimization	-	2,00,000.00	-	2,00,000.00	2,56,103.00	56,103.00	-
176	2020268	SERB	SCIENCE & ENGINEERING RESEARCH BOARD	Application Of Machine Learning Techniques And Social Network Analysis To Bridge The Gap Between Availability And Utilization In The Indian Health Care System	-	-	2,20,000.00	2,20,000.00	1,64,423.00	-	55,577.00
177	2020052	SERB	SCIENCE & ENGINEERING RESEARCH BOARD	Modelling Network Structure And Riskiness Of Indian Financial System	-	-	-	-	3,24,802.00	3,24,802.00	-
178	2019060	SERB	SCIENCE & ENGINEERING RESEARCH BOARD	Ku-K-Ka Band Phase Array Antenna For Satcom On The Move Applications	-	15,41,262.00	14,07,630.00	29,48,892.00	7,58,551.00	-	21,90,341.00
179	2015012	SERB	SCIENCE & ENGINEERING RESEARCH BOARD	Electric Stress Control Using Filled Polymers	10,46,356.00	-	-	-10,46,356.00	-	10,46,356.00	-
180	2018574	SERB	SCIENCE & ENGINEERING RESEARCH BOARD	Electrical Treeing In Nanodielectrics	-	33,56,429.00	-	33,56,429.00	31,14,914.00	-	2,41,515.00
181	2017244	SERB	SCIENCE & ENGINEERING RESEARCH BOARD	Human-Driven Full-Size 4ws4wd Electric Vehicle	-	11,49,644.00	9,42,456.00	20,92,100.00	19,78,886.00	-	1,13,214.00
182	2015039	SERB	SCIENCE & ENGINEERING RESEARCH BOARD	Optimal Power Architecture For Next Generation Datacenters	5,73,149.00	-	-	-5,73,149.00	-	5,73,149.00	-
183	2017242	SERB	SCIENCE & ENGINEERING RESEARCH BOARD	Minimum Phase Hrtf Modeling Using Fbs Interpolation In Spherical Harmonic Domain For Spatial Audio Systems	-	3,91,879.00	50,000.00	4,41,879.00	-	-	4,41,879.00
184	2018562	SERB	SCIENCE & ENGINEERING RESEARCH BOARD	Design And Development Of Textile Based Metamaterial Absorber For Radar Stealth	-	30,35,121.00	25,04,164.00	55,39,285.00	27,87,552.00	-	27,51,733.00
185	2015097	SERB	SCIENCE & ENGINEERING RESEARCH BOARD	Joint Target Detection And Localization Algorithms For Mimoradar Systems	-	76,819.00	-	76,819.00	-	-	76,819.00
186	2014161	SERB	SCIENCE & ENGINEERING RESEARCH BOARD	Electro-Optic And Mangneto-Optic Interaction Based High Speed Quantum Key Distribution	4,79,349.00	-	-	-4,79,349.00	-	4,79,349.00	-
187	2019547	SERB	SCIENCE & ENGINEERING RESEARCH BOARD	Study On Cyber-Physical Approach For Electric Power Grid	-	8,00,000.00	-	8,00,000.00	2,95,731.00	-	5,04,269.00
188	2016004	SERB	SCIENCE & ENGINEERING RESEARCH BOARD	Characterization And Modeling Of Gan Hemt For Rf Applications	-	62,679.00	-	62,679.00	62,679.00	-	-
189	2017255	SERB	SCIENCE & ENGINEERING RESEARCH BOARD	Stochastic Optimization In 5g Networks	1,03,574.00	-	5,231.00	-98,343.00	4,07,516.00	5,05,859.00	-
190	2019495	SERB	SCIENCE & ENGINEERING RESEARCH BOARD	Scalable Algorithms For Constrained Compositional Optimization	-	2,00,000.00	-	2,00,000.00	2,68,893.00	68,893.00	-
191	2020102	SERB	SCIENCE & ENGINEERING RESEARCH BOARD	Realizing Large-Scale And Fully Autonomous Uav Swarms	-	-	3,20,00,000.00	3,20,00,000.00	5,00,000.00	-	3,15,00,000.00
192	2020102A	SERB	SCIENCE & ENGINEERING RESEARCH BOARD	Communication And Localization For Swarm	-	-	-	-	10,86,614.00	10,86,614.00	-
193	2019119	SERB	SCIENCE & ENGINEERING RESEARCH BOARD	Improving Performances Of Power Electronic Circuits Using Gan-Hemt Devices	-	27,70,049.00	81,735.00	28,51,784.00	29,63,550.00	1,11,766.00	-
194	2018172	SERB	SCIENCE & ENGINEERING RESEARCH BOARD	Design And Control Synthesis Of A Tilt-Rotor Quadcopter	-	10,87,474.00	-	10,87,474.00	8,97,462.00	-	1,90,012.00
195	2015338	SERB	SCIENCE & ENGINEERING RESEARCH BOARD	Integrated Nanophotonic Devices Operating At Room Temperature	52,176.00	-	3,25,000.00	2,72,824.00	4,27,824.00	1,55,000.00	-
196	2017342	SERB	SCIENCE & ENGINEERING RESEARCH BOARD	Design, Fabrication And Characterization Of Nanoparticle-Based Photonic Elements	-	1,72,530.00	14,00,000.00	15,72,530.00	11,98,601.00	-	3,73,929.00
197	2016117	SERB	SCIENCE & ENGINEERING RESEARCH BOARD	Multi Component Signal Analysis Method In Digital Holography For Precision Metrology	80,640.00	-	1,45,511.00	64,871.00	64,871.00	-	-
198	2016467	SERB	SCIENCE & ENGINEERING RESEARCH BOARD	"Virtual Full-Duplex Relaying For Cellular Netwrks Using Half-Duplex Relays	-	1,06,702.00	42.00	1,06,744.00	1,06,744.00	-	-
199	2018566	SERB	SCIENCE & ENGINEERING RESEARCH BOARD	Epitaxial Growth Of Wide-Bandgap Beta-Gallium(iii) Trioxide Thin Films For High Power Switching Applications	87,567.00	-	8,45,110.00	7,57,543.00	4,57,120.00	-	3,00,423.00
200	2019388	SERB	SCIENCE & ENGINEERING RESEARCH BOARD	Design And Analysis Of Modern Communication Networks Using Stochastic Geometry For Molecular Communication And Beyond-5g Systems	-	14,30,900.00	-	14,30,900.00	10,84,377.00	-	3,46,523.00
201	2020277	SERB	SCIENCE & ENGINEERING RESEARCH BOARD	A Millimeter Wave Transceiver With Electricin Beamsteering In Bulk Cmos Technology For 5g Applications	-	-	22,01,010.00	22,01,010.00	1,76,465.00	-	20,24,545.00
202	2019400	SERB	SCIENCE & ENGINEERING RESEARCH BOARD	Smart Music Tutor For Indian Classical Music (Vocal And Instrumental)	-	22,15,788.00	10,09,194.00	32,24,982.00	13,70,562.00	-	18,54,420.00
203	2015038	SERB	SCIENCE & ENGINEERING RESEARCH BOARD	Geochemical And Isotopic Investigations Of Tertiary Sediments From The Ne India Understanding The Early Tectonic Uplift And Weathering In The Himalayas	-	75,512.00	-	75,512.00	-	-	75,512.00
204	2019354	SERB	SCIENCE & ENGINEERING RESEARCH BOARD	Isotopic Evolution Of Terrestrial Reservoirs In Open System Models Of The Earth And Its Implication For Crust Mantle Differentiation And Distribution Of Chemical Heterogeneity In The Mantle	-	4,85,281.00	3,00,000.00	7,85,281.00	6,32,723.00	-	1,52,558.00
205	2016183	SERB	SCIENCE & ENGINEERING RESEARCH BOARD	Integrated Geophysical Study For Delineating Details Subsurface Structures And Possible Mineral Deposits Around Madawara Region, Lalitpur, Uttar Pradesh, India	4,67,739.00	-	-	-4,67,739.00	-	4,67,739.00	-

206	2020437	SERB	SCIENCE & ENGINEERING RESEARCH BOARD	Characterization And Monitoring Of Contaminant Plume Migration From Waste Dump Sites In Shallow Aquifers Using Time-Lapse Geophysical Studies Coupled With Geochemical Analyses And Associated Hydrogeol	-	-	33,50,000.00	33,50,000.00	-	-	33,50,000.00
207	2020437A	SERB	SCIENCE & ENGINEERING RESEARCH BOARD	Characterization And Monitoring Of Contaminant Plume Migration From Waste Dump Sites In Shallow Aquifers Using Time-Lapse Geophysical Studies Coupled With Geochemical Analyses And Associated Hydrogeol	-	-	-	-	1,40,740.00	1,40,740.00	-
208	2017007	SERB	SCIENCE & ENGINEERING RESEARCH BOARD	Characterization Of The Frictional Properties And Seismic-Aseismic Transitions In Active Faults Of The Himalaya: An Experimental Investigation	-	8,84,457.00	1.00	8,84,458.00	15,09,656.00	6,25,198.00	-
209	2017052	SERB	SCIENCE & ENGINEERING RESEARCH BOARD	Deformation Processes In The Evolution Of Gneissic Structures: Experimental & Field Investigations	3,73,687.00	-	-	-3,73,687.00	1,66,313.00	5,40,000.00	-
210	2017318	SERB	SCIENCE & ENGINEERING RESEARCH BOARD	Delineation Of Shallow Subsurface Morphotectonics Below The Central Seismic Gap-Himalaya Using An Integration Of Passive And Controlled Source Seismology	3,04,228.00	-	14,000.00	-2,90,228.00	6,86,643.00	9,76,871.00	-
211	2020301	SERB	SCIENCE & ENGINEERING RESEARCH BOARD	Linking Microfractures, Magnetic Fabrics And Magnetic Anomaly At Impact Craters	-	-	22,07,688.00	22,07,688.00	2,35,124.00	-	19,72,564.00
212	2019488	SERB	SCIENCE & ENGINEERING RESEARCH BOARD	Exploring fractal Dimension As A Technique To Study Facial Expressions Of Emotions	-	2,00,000.00	-	2,00,000.00	2,66,498.00	66,498.00	-
213	2018582	SERB	SCIENCE & ENGINEERING RESEARCH BOARD	Unified Software Defined Architecture For Industrial Internet Of Things	-	5,69,398.00	20,304.00	5,89,702.00	8,62,977.00	2,73,275.00	-
214	2018509	SERB	SCIENCE & ENGINEERING RESEARCH BOARD	Analysis Of Statistical Signal Processing Models	-	14,642.00	-	14,642.00	20,000.00	5,358.00	-
215	2018016	SERB	SCIENCE & ENGINEERING RESEARCH BOARD	Wavelet Galerkin Scheme For Higher Order Multidimensional Partial Differential Equations	-	1,16,451.00	-	1,16,451.00	1,28,012.00	11,561.00	-
216	2019078	SERB	SCIENCE & ENGINEERING RESEARCH BOARD	Image Specific Multi-Well Potential In Parabolic Pde Based Gray Scale Image Inpainting	-	1,34,538.00	-	1,34,538.00	1,66,737.00	32,199.00	-
217	2014043	SERB	SCIENCE & ENGINEERING RESEARCH BOARD	Evolution Equations With Fractional Order Derivatives And Nonlocal Conditions And Their Applications	3,16,406.00	-	-	-3,16,406.00	-	3,16,406.00	-
218	2019502	SERB	SCIENCE & ENGINEERING RESEARCH BOARD	Goodness Of Fit Statistical Models	-	2,00,000.00	-	2,00,000.00	2,20,000.00	20,000.00	-
219	2019048	SERB	SCIENCE & ENGINEERING RESEARCH BOARD	Graphs With Combinatorial Matrices & Algebraic Combinatorics	-	1,39,971.00	-	1,39,971.00	6,60,000.00	5,20,029.00	-
220	2020269	SERB	SCIENCE & ENGINEERING RESEARCH BOARD	Robust Estimation Of Parameters Of Sinusoidal Signals And Related Signal Processing Models	-	-	2,20,000.00	2,20,000.00	40,000.00	-	1,80,000.00
221	2018571	SERB	SCIENCE & ENGINEERING RESEARCH BOARD	Non-Commutative Lacunary Sets	18,012.00	-	-	-18,012.00	43,246.00	61,258.00	-
222	2018155	SERB	SCIENCE & ENGINEERING RESEARCH BOARD	Order Estimation Of Important Signal Processing Models Methodologies And Asymptotic Analysis	12,647.00	-	-	-12,647.00	1,33,525.00	1,46,172.00	-
223	2018521	SERB	SCIENCE & ENGINEERING RESEARCH BOARD	Bifurcation Of Various Spatio-Temporal Patterns In Integro-Differential Equations	13,235.00	-	2,20,000.00	2,06,765.00	20,000.00	-	1,86,765.00
224	2018157	SERB	SCIENCE & ENGINEERING RESEARCH BOARD	Contact Problems On Planar Heterogeneous Elastic Media	48,326.00	-	1,90,000.00	1,41,674.00	61,324.00	-	80,350.00
225	20130246	SERB	SCIENCE & ENGINEERING RESEARCH BOARD	Efficient And Accurate Algorithms For Acoustic And Electromagnetic Scattering From Inhomogeneous Scatters In Two And Three Dimensions	2,13,005.00	-	-	-2,13,005.00	-	2,13,005.00	-
226	2018186	SERB	SCIENCE & ENGINEERING RESEARCH BOARD	High-Order Numerical Integration Scheme Based On Fourier Continuation Approximations	14,480.00	-	2,20,000.00	2,05,520.00	20,000.00	-	1,85,520.00
227	2018528	SERB	SCIENCE & ENGINEERING RESEARCH BOARD	Deformation Theory Of Algebraic Structures And Hom-Algebras In Geometry	15,830.00	-	2,20,000.00	2,04,170.00	2,10,646.00	6,476.00	-
228	2019504	SERB	SCIENCE & ENGINEERING RESEARCH BOARD	A Study On Non-Parametric Regression	-	2,00,000.00	-	2,00,000.00	73,084.00	-	1,26,916.00
229	2018556	SERB	SCIENCE & ENGINEERING RESEARCH BOARD	Torus Quotients Of Homogeneous Spaces	20,000.00	-	2,20,000.00	2,00,000.00	2,20,000.00	20,000.00	-
230	2020337	SERB	SCIENCE & ENGINEERING RESEARCH BOARD	Topological Complexity Of Robot Motion Planning And Euclidean Immersion And Embedding	-	-	2,20,000.00	2,20,000.00	20,756.00	-	1,99,244.00
231	2020366	SERB	SCIENCE & ENGINEERING RESEARCH BOARD	Some Compact Commutator Problems In Operator Theory	-	-	7,74,087.00	7,74,087.00	60,675.00	-	7,13,412.00
232	2020322	SERB	SCIENCE & ENGINEERING RESEARCH BOARD	Spectrum Analysis For Fractional Laplacian: Existence And Regularity	-	-	2,20,000.00	2,20,000.00	1,40,760.00	-	79,240.00
233	2017501	SERB	SCIENCE & ENGINEERING RESEARCH BOARD	Some Methods For Classification And Clustering Of Functional Data	-	1,55,872.00	1,30,000.00	2,85,872.00	21,321.00	-	2,64,551.00
234	2017503	SERB	SCIENCE & ENGINEERING RESEARCH BOARD	Iwasawa Theory Over SP_5 -Adic Lie Extensions	-	3,15,408.00	1,50,000.00	4,65,408.00	13,347.00	-	4,52,061.00
235	2019511	SERB	SCIENCE & ENGINEERING RESEARCH BOARD	Arithmetic Of Elliptic Curve & Selmer Group	-	2,00,000.00	-	2,00,000.00	1,67,633.00	-	32,367.00
236	2019503	SERB	SCIENCE & ENGINEERING RESEARCH BOARD	Almost And Generalized Complex Structures On Principal Bundles	-	2,00,000.00	-	2,00,000.00	2,14,361.00	14,361.00	-

237	2020061	SERB	SCIENCE & ENGINEERING RESEARCH BOARD	Moser Trudinger Type Inequality	-	-	2,20,000.00	2,20,000.00	1,79,382.00	-	40,618.00
238	2020156	SERB	SCIENCE & ENGINEERING RESEARCH BOARD	Modelling And Prediction Of Covid-19 Outbreak:Analyzing Possible Effects Of Lockdown,Testing And Urbanicity	-	-	4,30,000.00	4,30,000.00	86,000.00	-	3,44,000.00
239	2020130	SERB	SCIENCE & ENGINEERING RESEARCH BOARD	Simulating With Confidence: Accurate Estimation In The Study Of Covid-19	-	-	4,30,000.00	4,30,000.00	3,45,032.00	-	84,968.00
240	2019296	SERB	SCIENCE & ENGINEERING RESEARCH BOARD	J C Bose National Fellowship	-	73,466.00	15,50,000.00	16,23,466.00	13,24,930.00	-	2,98,536.00
241	2019450	SERB	SCIENCE & ENGINEERING RESEARCH BOARD	Ultra-Clean Emissions Dme Fuelled Tractor Engine Prototype Development For Agricultural Applications	-	1,25,84,000.00	11,655.00	1,25,95,655.00	85,17,520.00	-	40,78,135.00
242	2019512	SERB	SCIENCE & ENGINEERING RESEARCH BOARD	Highly Efficient, Low Emission Gasoline Compression Ignition Engine Prototype Development	-	38,08,000.00	-	38,08,000.00	16,25,722.00	-	21,82,278.00
243	20130173	SERB	SCIENCE & ENGINEERING RESEARCH BOARD	Analysis, Fabrication And Testing Of A Dielectric Elastomer Based Energy Harvesting System	24,302.00	-	-	-24,302.00	-	24,302.00	-
244	2019092	SERB	SCIENCE & ENGINEERING RESEARCH BOARD	Investigation Into The Correlation Between Porosity, Mechanical Properties And Performance Of Supercapacitors Based On Vertically Aligned Carbon Nanotube Arrays	-	6,22,067.00	-	6,22,067.00	2,65,517.00	-	3,56,550.00
245	20130227	SERB	SCIENCE & ENGINEERING RESEARCH BOARD	Analysis Of Human Gait And Design Of A Leg Exoskeleton For Rehabilitation	5,88,599.00	-	-	-5,88,599.00	-	5,88,599.00	-
246	2020458	SERB	SCIENCE & ENGINEERING RESEARCH BOARD	Thermosyphon Based Passive Interfacial Solar Steam Generation For High-Productivity Desalination	-	-	40,55,406.00	40,55,406.00	2,47,220.00	-	38,08,186.00
247	2017522	SERB	SCIENCE & ENGINEERING RESEARCH BOARD	Contact Mechanics Of Soft And Thin Adhesive Structures	-	1,06,304.00	-	1,06,304.00	8,61,846.00	7,55,542.00	-
248	20120109	SERB	SCIENCE & ENGINEERING RESEARCH BOARD	A Novel Efficiency Micro-Scale Gene Transfection System Using Nanoenergetic Materials	2,49,775.00	-	-	-2,49,775.00	-	2,49,775.00	-
249	2018152	SERB	SCIENCE & ENGINEERING RESEARCH BOARD	Wave Propagation In Lattice Waveguides With Defects	22,048.00	-	-	-22,048.00	1,28,680.00	1,50,728.00	-
250	2019552	SERB	SCIENCE & ENGINEERING RESEARCH BOARD	Investigation Of Instabilities And Vibrations In Cables And Belts Travelling Over Pulleys	-	-	-	-	1,66,400.00	1,66,400.00	-
251	2018550	SERB	SCIENCE & ENGINEERING RESEARCH BOARD	Micromechanics Of Defects In Thin Elastic Structures	-	7,21,654.00	4,50,000.00	11,71,654.00	9,97,623.00	-	1,74,031.00
252	2019492	SERB	SCIENCE & ENGINEERING RESEARCH BOARD	Topological Transformation Of Elastic Surfaces	-	2,00,000.00	-	2,00,000.00	1,58,106.00	-	41,894.00
253	2020313	SERB	SCIENCE & ENGINEERING RESEARCH BOARD	Eigenfunction Localization In Gradient Elastic Micro-Nano-Plates	-	-	2,20,000.00	2,20,000.00	40,000.00	-	1,80,000.00
254	2014200	SERB	SCIENCE & ENGINEERING RESEARCH BOARD	Solidification Processing, Liquid Metals Engineering, Heat Transfer In Manufacturing Phase Change Energy Technologies Surface Coating Technologies	1,92,023.00	-	1,93,179.00	1,156.00	1,156.00	-	-
255	2018554	SERB	SCIENCE & ENGINEERING RESEARCH BOARD	Towards Realization Of Additive Manufacturing Of Aerospace Structural Component In India	-	27,62,788.00	16,65,250.00	44,28,038.00	26,06,604.00	-	18,21,434.00
256	2015441	SERB	SCIENCE & ENGINEERING RESEARCH BOARD	Three Application Areas Of A Novel Hysteresis	-	84,525.00	-	84,525.00	-	-	84,525.00
257	2014128	SERB	SCIENCE & ENGINEERING RESEARCH BOARD	An Investigation On Carbon Nanotube-Glass Composites For Bone Tissue Engineering	-	770.00	-	770.00	-	-	770.00
258	2016044	SERB	SCIENCE & ENGINEERING RESEARCH BOARD	Developing An Efficient Algorithm To Automate Configuration Modeling For Multi Component Materials	73,000.00	-	-	-73,000.00	-	73,000.00	-
259	2017019	SERB	SCIENCE & ENGINEERING RESEARCH BOARD	Mixing And Autoignition Of Dimethyl Ether Jets In A Preheated Turbulent Coflowing Air Stream	7,10,123.00	-	-	-7,10,123.00	1,98,837.00	9,08,960.00	-
260	2020445	SERB	SCIENCE & ENGINEERING RESEARCH BOARD	Investigation Of Effects Of Shear And Stratification On Swirling H2/Cng- Air Flames	-	-	50,92,133.00	50,92,133.00	2,10,800.00	-	48,81,333.00
261	2017364	SERB	SCIENCE & ENGINEERING RESEARCH BOARD	Numerical Investigation On Wave Activities In The Stratosphere	1,47,370.00	-	-	-1,47,370.00	-	1,47,370.00	-
262	2019065	SERB	SCIENCE & ENGINEERING RESEARCH BOARD	Effect Of Flexibility In Flapping Foil On Flow And Thrust Generation	-	4,79,475.00	8,00,000.00	12,79,475.00	6,39,760.00	-	6,39,715.00
263	2016392	SERB	SCIENCE & ENGINEERING RESEARCH BOARD	Dynamics And Stability Of Circular Sawing: Experimental Characterization, Modelling And Control	-	29,960.00	1,11,979.00	1,41,939.00	3,39,408.00	1,97,469.00	-
264	2019120	SERB	SCIENCE & ENGINEERING RESEARCH BOARD	Soft Acoustic Metamaterials:Fabrication, Computation And Instrument Development	-	8,66,460.00	6,53,718.00	15,20,178.00	11,49,314.00	-	3,70,864.00
265	2019386	SERB	SCIENCE & ENGINEERING RESEARCH BOARD	Exploring An Alternate Route To Geostrophic Turbulence Through Instability	-	12,68,082.00	5,16,511.00	17,84,593.00	12,77,465.00	-	5,07,128.00
266	2019395	SERB	SCIENCE & ENGINEERING RESEARCH BOARD	Experimental And Numerical Investigation Into The Longitudinal Compressive Failure Of Carbon Fibre Reinforced Composites	-	21,28,500.00	-	21,28,500.00	1,67,247.00	-	19,61,253.00
267	2019387	SERB	SCIENCE & ENGINEERING RESEARCH BOARD	Resolving Airfoil Self-Noise Mechanism Using Diagnostic Acoustic Imaging Tool	-	25,45,321.00	1,500.00	25,46,821.00	26,85,398.00	1,38,577.00	-
268	2020318	SERB	SCIENCE & ENGINEERING RESEARCH BOARD	Experimental And Numerical Investigations Of The Dynamics Of Walking Droplets	-	-	30,89,500.00	30,89,500.00	1,49,500.00	-	29,40,000.00

269	2020335	SERB	SCIENCE & ENGINEERING RESEARCH BOARD	Roughness, Adhesion And Friction: A Computer Simulation And Experiment Approach	-	-	23,11,700.00	23,11,700.00	2,23,452.00	-	20,88,248.00
270	2020409	SERB	SCIENCE & ENGINEERING RESEARCH BOARD	In-Situ Formed Metal Oxide Coated Inert Anode For Impressed Current Cathodic Protection Of Steel Structures	-	-	14,40,000.00	14,40,000.00	98,666.00	-	13,41,334.00
271	2014039	SERB	SCIENCE & ENGINEERING RESEARCH BOARD	Free Standing Nano Particles Formation By Ball Milling At Cryogenic Temperature	4,83,378.00	-	-	-4,83,378.00	-	4,83,378.00	-
272	2017292	SERB	SCIENCE & ENGINEERING RESEARCH BOARD	Micromechanisms Of Deformation And Development Of Processing Map For Novel Single And Multiphase High Entropy Alloys	-	74,729.00	8,00,000.00	8,74,729.00	7,61,655.00	-	1,13,074.00
273	2020451	SERB	SCIENCE & ENGINEERING RESEARCH BOARD	Multi-Component(High Entropy) Diborides And Carbides For Ultra High Temperature Applications	-	-	44,93,800.00	44,93,800.00	1,95,800.00	-	42,98,000.00
274	20130274	SERB	SCIENCE & ENGINEERING RESEARCH BOARD	Computational And Experimental Investigations Into Coherent To Semicoherent Transition Of Precipitates In Nanoscale Systems	57,500.00	-	-	-57,500.00	-	57,500.00	-
275	2018433	SERB	SCIENCE & ENGINEERING RESEARCH BOARD	High Temperature Materials For Thermal Protection Systems	-	12,29,573.00	6,85,969.00	19,15,542.00	8,82,384.00	-	10,33,158.00
276	2019546	SERB	SCIENCE & ENGINEERING RESEARCH BOARD	Hydrogenated Amorphous Silicon-Germanium Alloy Films For Enhanced Efficiency Of Thin-Film Solar-Cell Based On Cu ₂ ZnSnS ₄ (Czts)	-	30,70,666.00	-	30,70,666.00	2,54,275.00	-	28,16,391.00
277	2015061	SERB	SCIENCE & ENGINEERING RESEARCH BOARD	Double Perovskite Based Oxide Materials For Thermoelectric Applications	2,06,657.00	-	-	-2,06,657.00	-	2,06,657.00	-
278	2018547	SERB	SCIENCE & ENGINEERING RESEARCH BOARD	Development Of Solid-State Thermoelectric Power Generator For Electricity Generation From Waste Heat In Steel Plant	-	1,50,86,119.00	14,00,000.00	1,64,86,119.00	9,74,236.00	-	1,55,11,883.00
279	20130278	SERB	SCIENCE & ENGINEERING RESEARCH BOARD	Development Of Higher Conductive Sc ₂ O ₃ -ZrO ₂ Based Electrolyte For Solid Oxide Fuel Cells	600.00	-	-	-600.00	-	600.00	-
280	2017303	SERB	SCIENCE & ENGINEERING RESEARCH BOARD	Development Of Nasicon Framwork Cathode.....Battery	11,52,197.00	-	15,00,000.00	3,47,803.00	3,00,088.00	-	47,715.00
281	2018563	SERB	SCIENCE & ENGINEERING RESEARCH BOARD	Development Of Amorphous Metal Oxy-Nitride Semiconductors For Tfts	-	7,77,484.00	11,00,000.00	18,77,484.00	9,54,357.00	-	9,23,127.00
282	2014044	SERB	SCIENCE & ENGINEERING RESEARCH BOARD	Investigation Of Inter Diffusion And Diffusional Interactions In The Ternary Ti-Al-Mo Alloys	49,931.00	-	-	-49,931.00	-	49,931.00	-
283	2018276	SERB	SCIENCE & ENGINEERING RESEARCH BOARD	2d Materials Beyond Graphene: A Computational Study Of Van Der Waals Heterostructures	-	3,99,763.00	4,00,000.00	7,99,763.00	4,24,587.00	-	3,75,176.00
284	2014050	SERB	SCIENCE & ENGINEERING RESEARCH BOARD	Integration Of In-Situ Electron Backscatter Diffraction And Crystal Plasticity Simulations To Decipher-Tension-Compression Asymmetry In Titanium And Ti6Al4v	7,73,945.00	-	-	-7,73,945.00	-	7,73,945.00	-
285	2017506	SERB	SCIENCE & ENGINEERING RESEARCH BOARD	Effect Of Crystallographic Texture On Fracture Behaviour Of Titanium And Ti6Al4v Using Digital Image Correlation And Electron Backscatter Diffraction	4,79,575.00	-	-	-4,79,575.00	12,36,846.00	17,16,421.00	-
286	2015444	SERB	SCIENCE & ENGINEERING RESEARCH BOARD	Effect Of Magnetic Field On Spinodal Decomposition-A Phase Field Study	-	60,275.00	-	60,275.00	-	-	60,275.00
287	2019508	SERB	SCIENCE & ENGINEERING RESEARCH BOARD	Multiscale Modelling Of Segregation Behaviour At Interphase Interfaces In Advanced High Strength Steel	-	7,24,000.00	-	7,24,000.00	2,13,600.00	-	5,10,400.00
288	2016442	SERB	SCIENCE & ENGINEERING RESEARCH BOARD	Development Of Lanthana (La ₂ O ₃) Based Ods Steels For Nuclear Reactor Application	2,02,922.00	-	-	-2,02,922.00	76,700.00	2,79,622.00	-
289	2020360	SERB	SCIENCE & ENGINEERING RESEARCH BOARD	Electric Field-Assisted Ceramic Coating Over Metals To Prevent Oxidation And Softening At High Temperatures	-	-	24,16,750.00	24,16,750.00	1,31,750.00	-	22,85,000.00
290	2020341	SERB	SCIENCE & ENGINEERING RESEARCH BOARD	Pervoskite Solar Cells: Moisture, Thermal And Photophysical Stability Improvement	-	-	25,13,000.00	25,13,000.00	1,28,000.00	-	23,85,000.00
291	2016260	SERB	SCIENCE & ENGINEERING RESEARCH BOARD	Effect Of Structural Distortion And Bandwidth On Topological Phases And Magnetic Orders In Sd-Ir Based Oxides: A Novel Kind Of Electronics	-	85,795.00	-	85,795.00	-	-	85,795.00
292	2018150	SERB	SCIENCE & ENGINEERING RESEARCH BOARD	J C Bose Fellowship	-	7,30,791.00	11,70,000.00	19,00,791.00	9,44,765.00	-	9,56,026.00
293	2020131	SERB	SCIENCE & ENGINEERING RESEARCH BOARD	Modelling And Forecasting Of Covid-19 Pandemic	-	-	4,30,000.00	4,30,000.00	1,66,826.00	-	2,63,174.00
294	2016482	SERB	SCIENCE & ENGINEERING RESEARCH BOARD	Large Scale Anisotropy In The Universe	-	1,43,596.00	-	1,43,596.00	3,46,550.00	2,02,954.00	-
295	2018555	SERB	SCIENCE & ENGINEERING RESEARCH BOARD	Technology Demonstrator Of An Infra-Red Camouflage Screen Based On Large Area Metamaterials	-	93,26,845.00	13,00,000.00	1,06,26,845.00	43,20,844.00	-	63,06,001.00
296	2020356	SERB	SCIENCE & ENGINEERING RESEARCH BOARD	Environmental Control Of Topology And Dynamics Of Quantum Systems In Application To Quantum Information	-	-	17,29,018.00	17,29,018.00	1,00,000.00	-	16,29,018.00
297	2016255	SERB	SCIENCE & ENGINEERING RESEARCH BOARD	Investigation Of Thermal Bi-Stability And Related Dynamics In Superconducting Weak-Link Based Devices	64,043.00	-	-	-64,043.00	-	64,043.00	-

298	2019208	SERB	SCIENCE & ENGINEERING RESEARCH BOARD	Design Synthesis And Physical Properties Of Topological Materials	-	9,16,402.00	3,00,000.00	12,16,402.00	11,93,284.00	-	23,118.00
299	2017246	SERB	SCIENCE & ENGINEERING RESEARCH BOARD	Entanglement And Information In Holographic Field Theories	-	4,56,047.00	-	4,56,047.00	2,42,406.00	-	2,13,641.00
300	20120341	SERB	SCIENCE & ENGINEERING RESEARCH BOARD	Localized Subsurface Modification Using Low Energy Multiple Ion Beamlets For Tailoring Electrical And Optical Properties Of Materials At Micron Scales	89,878.00	-	-	-89,878.00	-	89,878.00	-
301	2017206	SERB	SCIENCE & ENGINEERING RESEARCH BOARD	Microwave Plasma Generated Low Energy Ion Beams And Their Interaction With Matter For Modification Of Wettability And Optical Properties	-	2,87,417.00	-	2,87,417.00	3,84,414.00	96,997.00	-
302	2019441	SERB	SCIENCE & ENGINEERING RESEARCH BOARD	Understanding The Three Dimensional Structure Of Proton	-	7,08,034.00	3,00,000.00	10,08,034.00	4,83,849.00	-	5,24,185.00
303	20120126	SERB	SCIENCE & ENGINEERING RESEARCH BOARD	Investigation Of Slip-Length Of Newtonian Fluids From Dewetting Dynamics In Triangular Grooves	1,09,259.00	-	-	-1,09,259.00	-	1,09,259.00	-
304	2019397	SERB	SCIENCE & ENGINEERING RESEARCH BOARD	Investigation Of Wetting Behavior And Mobility Of Aqueous Drops On Lubricating Fluid Coated Slippery Surfaces	-	35,50,427.00	-	35,50,427.00	28,47,554.00	-	7,02,873.00
305	2020317	SERB	SCIENCE & ENGINEERING RESEARCH BOARD	Photonic Metasurfaces For Applications In Diffraction And Imaging	-	-	35,57,100.00	35,57,100.00	2,21,000.00	-	33,36,100.00
306	2015404	SERB	SCIENCE & ENGINEERING RESEARCH BOARD	A Triggered Source Of Single Photons And Photon Pairs	14,12,227.00	-	-	-14,12,227.00	-	14,12,227.00	-
307	2019125	SERB	SCIENCE & ENGINEERING RESEARCH BOARD	Physics Of Dirac And Weyl Semimetals	-	7,77,266.00	-	7,77,266.00	14,82,109.00	7,04,843.00	-
308	2019524	SERB	SCIENCE & ENGINEERING RESEARCH BOARD	Magneto-Electric And Thermal Transport Phenomena In Topological Materials	-	2,00,000.00	-	2,00,000.00	1,67,390.00	-	32,610.00
309	2016320	SERB	SCIENCE & ENGINEERING RESEARCH BOARD	Investigating Angular Coherence Properties Of One Photon And Entangled Two-Photon.....Based Application	1,72,969.00	-	3,31,813.00	1,58,844.00	1,58,844.00	-	-
310	2018267	SERB	SCIENCE & ENGINEERING RESEARCH BOARD	Construction Of A Combined Recoil Ion Momentum And Electron Energy Spectrometer To Study Collision Induced Excitation And Fragmentation Of Molecules And Clusters	-	1,68,796.00	1,80,000.00	3,48,796.00	86,595.00	-	2,62,201.00
311	2017505	SERB	SCIENCE & ENGINEERING RESEARCH BOARD	Optical-Waveguide Sensor For Accurate Detection Of Bio-Contaminant In Drinking Water	6,19,518.00	-	15,15,000.00	8,95,482.00	9,12,249.00	16,767.00	-
312	2016348	SERB	SCIENCE & ENGINEERING RESEARCH BOARD	Probing Beyond Standard Model Physics At The Large Hadron Collider And Future Circular Collider	6,43,973.00	-	-	-6,43,973.00	-	6,43,973.00	-
313	2019501	SERB	SCIENCE & ENGINEERING RESEARCH BOARD	Hilbert Series Construction For Effective Field Theories	-	2,00,000.00	-	2,00,000.00	1,44,992.00	-	55,008.00
314	2017504	SERB	SCIENCE & ENGINEERING RESEARCH BOARD	Holography For Asymptotically Flat Spacetimes	-	58,166.00	4,00,000.00	4,58,166.00	5,59,822.00	1,01,656.00	-
315	2018196	SERB	SCIENCE & ENGINEERING RESEARCH BOARD	String Theory At Very High Energies	1,31,738.00	-	3,00,000.00	1,68,262.00	20,000.00	-	1,48,262.00
316	2019525	SERB	SCIENCE & ENGINEERING RESEARCH BOARD	One Symmetry To Rule Them All	-	24,09,728.00	-	24,09,728.00	3,39,133.00	-	20,70,595.00
317	2018522	SERB	SCIENCE & ENGINEERING RESEARCH BOARD	Non-Local Quantum Transport, Confinement And Correlation In Weyl Semimetals	-	4,86,700.00	-	4,86,700.00	5,97,661.00	1,10,961.00	-
318	2020323	SERB	SCIENCE & ENGINEERING RESEARCH BOARD	Microswimmer Navigation In Complex Fluids Studying The Dynamical Aspects In Varied Media Using A Programmable Viscoelastic Environment	-	-	60,19,500.00	60,19,500.00	5,88,882.00	-	54,30,618.00
319	2020334	SERB	SCIENCE & ENGINEERING RESEARCH BOARD	Universalities Of Non-Equilibrium Physics In Quantum Field Theories	-	-	2,20,000.00	2,20,000.00	42,000.00	-	1,78,000.00
320	2019414	SERB	SCIENCE & ENGINEERING RESEARCH BOARD	Crystal Growth And Electronic Structure Exploration Of Newly Discovered Magnetic Weyl Semimetals And Multiple Degenerate Fermions	-	17,22,932.00	2,01,990.00	19,24,922.00	19,15,255.00	-	9,667.00
321	2019399	SERB	SCIENCE & ENGINEERING RESEARCH BOARD	Controlling The Mott Insulating States By Dc Current	-	23,09,200.00	1,00,000.00	24,09,200.00	23,43,051.00	-	66,149.00
322	20130252	SERB	SCIENCE & ENGINEERING RESEARCH BOARD	Investigations Into Compositionally Modulated Magnetolectric Gallium Ferrite For Sensor And Transducer Applications	2,91,621.00	-	-	-2,91,621.00	-	2,91,621.00	-
323	2018012	SERB	SCIENCE & ENGINEERING RESEARCH BOARD	Manipulation Of Structure, Composition And Properties Of CuO Ceramics And Thin Films To Achieve Near Room Temperature Multiferroism For Device Applications	3,66,322.00	-	15,00,000.00	11,33,678.00	13,75,235.00	2,41,557.00	-
324	2018548	SERB	SCIENCE & ENGINEERING RESEARCH BOARD	Development Of Energy Harvesting Device With Giant Power Density (~10 Mw/Scm)Using Thin Film Multiferroic Composites	-	20,48,906.00	9,00,000.00	29,48,906.00	25,12,177.00	-	4,36,729.00
		SERB Total			4,28,26,404.00	34,72,55,514.00	54,52,31,470.00	84,96,60,580.00	31,74,81,169.00	5,47,57,958.00	58,69,37,369.00
1	2020457	SFI	SPACE FOUNDRY INC.	Ppp Mode Industry Projects (Prototype Development Fund)	-	-	2,38,00,000.00	2,38,00,000.00	-	-	2,38,00,000.00
		SFI Total			-	-	2,38,00,000.00	2,38,00,000.00	-	-	2,38,00,000.00
1	2018428	SGRI	SAINT GOBAIN RESEARCH INDIA	Finite Element Modelling For Seismic Analysis Of Non-Structural Plaster Board Suspended Ceiling Systems	-	8,42,400.00	22,028.00	8,64,428.00	6,00,000.00	-	2,64,428.00
2	2018483	SGRI	SAINT GOBAIN RESEARCH INDIA	Development Of Theoretical Model For Droplet Dynamics Of Anti-Corrosion Treatment On Hot Float Glass	-	3,41,666.00	1,81,800.00	5,23,466.00	5,23,466.00	-	-

3	2018484	SGRI	SAINT GOBAIN RESEARCH INDIA	Fundamental Understanding Of The Reaction Kinetics Of The Chemical Vapour Deposition Process	-	5,71,000.00	2,60,850.00	8,31,850.00	8,31,850.00	-	-
		SGRI Total			-	17,55,066.00	4,64,678.00	22,19,744.00	19,55,316.00	-	2,64,428.00
1	20040074	SIDA	SIDA	Treatment Of Domestic Wastewater In India : Uasb Optimization.	-	744.00	-	744.00	-	-	744.00
		SIDA Total			-	744.00	-	744.00	-	-	744.00
1	20000123	SIDBI	SMALL IND. DEV. BANK OF INIDA	Incubation Centre	677.00	-	-	-677.00	-	677.00	-
		SIDBI Total			677.00	-	-	-677.00	-	677.00	-
1	2014372	SPPGMS	SARDAR PATEL POST-GRADUATION INSTITUTE OF MEDICAL SCIENCE	Design And Fabrication Of A Dental Chair For Rural India	-	5,491.00	-	5,491.00	-	-	5,491.00
		SPPGMS Total			-	5,491.00	-	5,491.00	-	-	5,491.00
1	20060262	SRC	SWADISH RESEARCH LINKS PROGRAMME	Modelling Of Dinuclear Active Sites Metallo Proteins (Planning Grants)	-	1,24,133.00	-	1,24,133.00	-	-	1,24,133.00
		SRC Total			-	1,24,133.00	-	1,24,133.00	-	-	1,24,133.00
1	2018264	SRCUSA	SEMICONDUCTOR RESEARCH CORPORATION,	Time For Secure Memory Hierarchies	-	32,040.00	16,64,448.00	16,96,488.00	16,96,396.00	-	92.00
2	2019334	SRCUSA	SEMICONDUCTOR RESEARCH CORPORATION,	Breaking The Memory Wall With Near-Core Optimization	5,501.00	-	15,50,542.00	15,45,041.00	15,44,757.00	-	284.00
3	2018265	SRCUSA	SEMICONDUCTOR RESEARCH CORPORATION, USA	Formal Method For Security Validation Of Trustworthy Hardware Platforms	-	5,48,681.00	-	5,48,681.00	1,59,730.00	-	3,88,951.00
		SRCUSA Total			5,501.00	5,80,721.00	32,14,990.00	37,90,210.00	34,00,883.00	-	3,89,327.00
1	2019201	STAMLO	STAMLO INDUSTRIES LTD.	Ppp Mode Industry Projects (Prototype Development Fund)	-	60,25,787.00	-	60,25,787.00	33,11,373.00	-	27,14,414.00
2	2019202	STAMLO	STAMLO INDUSTRIES LTD.	Material Evaluation Stamlo Flexe, Iitk	-	3,59,887.00	-	3,59,887.00	7,68,818.00	4,08,931.00	-
		STAMLO Total			-	63,85,674.00	-	63,85,674.00	40,80,191.00	4,08,931.00	27,14,414.00
1	2019432	STC	SPACE TECHNOLOGYCELL	Investigation Of Near And Far Field Acoustics Due To The Jet Impingement On The Flame Deflector During Rocket Lift-Off	-	-	8,29,717.00	8,29,717.00	8,29,717.00	-	-
2	2018033	STC	SPACE TECHNOLOGYCELL	Numerical Study Of Flow-Thermal Response Of A High Speed Vehicle With Ablative/Non-Ablative Thermal Protection System	-	-	10,20,480.00	10,20,480.00	10,20,480.00	-	-
3	2019438	STC	SPACE TECHNOLOGYCELL	Experimental And Numerical Investigation Of Aerospikes Nozzles For Effective Propulsion Systems	-	-	5,05,402.00	5,05,402.00	5,05,402.00	-	-
4	2020197	STC	SPACE TECHNOLOGYCELL	Experimental Identification Of Laminar To Turbulent Transition And Separation Locations Using In-House Made Temperature Sensitive Paint In Wings And Launch Vehicles	-	-	5,91,560.00	5,91,560.00	5,91,560.00	-	-
5	2020200	STC	SPACE TECHNOLOGYCELL	Investigation Of Combustion Characteristics Of Carbon Coated Aluminium Nanoparticles	-	-	3,33,330.00	3,33,330.00	3,33,330.00	-	-
6	2018021	STC	SPACE TECHNOLOGYCELL	Characterization And Modeling Of Membranes For Inflatable Space Structures	-	-	8,14,650.00	8,14,650.00	8,14,650.00	-	-
7	2020196	STC	SPACE TECHNOLOGYCELL	Experimental Investigation Of Leading-Edge Bluntness On Heat Transfer Rate And Flow Unsteadiness In Shock-Induced Boundary Layer Separation In A Scramjet Intake	-	-	5,57,611.00	5,57,611.00	5,57,611.00	-	-
8	2020203	STC	SPACE TECHNOLOGYCELL	Development Of A Coupled Machine Learning Based Approach For Origami Inspired Deployable Multi-Functional Metamaterials	-	-	2,24,120.00	2,24,120.00	2,24,120.00	-	-
9	2018038	STC	SPACE TECHNOLOGYCELL	Integration Of Spectral And Spatial Information For Hyperspectral Image Classification	-	-	28,000.00	28,000.00	28,000.00	-	-
10	2018055	STC	SPACE TECHNOLOGYCELL	Detectability Of Critical Delamination In Composite Space Components: Vibration Based Approach	-	-	4,19,573.00	4,19,573.00	4,19,573.00	-	-
11	2020201	STC	SPACE TECHNOLOGYCELL	Spirit: A Post-Processing System For Navic Signals For High-Precision Applications	-	-	2,62,560.00	2,62,560.00	2,62,560.00	-	-
12	2017182	STC	SPACE TECHNOLOGYCELL	Gigahertz And Terahertz Antenna On Photonic Crystal Substrate	-	-	5,68,201.00	5,68,201.00	5,68,201.00	-	-
13	2019452	STC	SPACE TECHNOLOGYCELL	Hydrogen Storage And Delivery System Based On Inexpensive Industrially Scalable Hybrids	-	-	12,79,596.00	12,79,596.00	12,79,596.00	-	-
14	2018046	STC	SPACE TECHNOLOGYCELL	Integrating Lithium Oxylchloride Based Solid State Electrolytes With Carbon Encapsulated Si/Ge Anodes And Li-Excess Nmc Cathodes For Advanced Lithium Ion Batteries	-	-	1,51,871.00	1,51,871.00	1,51,871.00	-	-
15	2018045	STC	SPACE TECHNOLOGYCELL	Development Of Ultrasmall Bimetallic Oxide Nanoclusters (E.G. NiCo ₂ MnCo ₂ O ₄ , NiMoo ₄ And MnMoo ₄) For High Performance Non-Aqueous/Aqueous Asymmetric Electrochemical Supercapacitor.	-	-	473.00	473.00	473.00	-	-

16	2018040	STC	SPACE TECHNOLOGYCELL	Molecular Size And Mass Sensitive Ultrasensitive Thermal Spectrometer Applications	-	-	2,00,787.00	2,00,787.00	2,00,787.00	-	-
17	2020202	STC	SPACE TECHNOLOGYCELL	Effect Of Lensing Phenomenon On Doped Fiber For High Power Laser	-	-	2,71,210.00	2,71,210.00	2,71,210.00	-	-
18	20110020	STC	SPACE TECHNOLOGYCELL	Isro-litk-Stc	51,67,521.00	-	59,85,182.00	8,17,661.00	-	-	8,17,661.00
19	2014085	STC	SPACE TECHNOLOGYCELL	Space Technology Cell	-	2,94,845.00	10,13,004.00	13,07,849.00	4,13,353.00	-	8,94,496.00
20	2020204	STC	SPACE TECHNOLOGYCELL	Forward Error Control(Fec) Schemes For High Data Rate Optical Communications	-	-	2,89,000.00	2,89,000.00	2,89,000.00	-	-
21	2019439	STC	SPACE TECHNOLOGYCELL	Conformal, Transparent And Lightweight Microwave Absorbers For Ground And Space Applications	-	-	12,22,845.00	12,22,845.00	12,22,845.00	-	-
22	2020195	STC	SPACE TECHNOLOGYCELL	Rte- Optical-Tomography Based Mixed Phase Cloud Parameter Retrieval	-	-	1,68,560.00	1,68,560.00	1,68,560.00	-	-
23	2018028	STC	SPACE TECHNOLOGYCELL	Design Of Polymer Nanocomposites Based Wideband Microwave Absorbers For Stealth And Electromagnetic Shielding Applications	-	-	5,65,113.00	5,65,113.00	5,65,113.00	-	-
24	2018056	STC	SPACE TECHNOLOGYCELL	Pdk Development And Modeling Support For Isro'S Gan Hemt Technology	-	-	77,793.00	77,793.00	77,793.00	-	-
25	2018032	STC	SPACE TECHNOLOGYCELL	Optical Characterization Of Wetlands From Earth Observation	-	-	8,88,944.00	8,88,944.00	8,88,944.00	-	-
26	2018039	STC	SPACE TECHNOLOGYCELL	Impact Melt Cover On Central Peaks Of Lunar Impact Craters: Evaluating Its Implications For Deriving Sub-Surface Mineralogy Using Data From Chandrayaan-1 & Other Recent Lunar Missions	-	-	12,01,901.00	12,01,901.00	12,01,901.00	-	-
27	2018044	STC	SPACE TECHNOLOGYCELL	Shape Memory Alloys Actuated Mechanically Active Reconfigurable Lightweight Peekmaterial Based Parabolic Reflector For Active Control On Rf Patterns Forhigh Frequency Micro/Nano Spacecraft Application	-	-	1,97,767.00	1,97,767.00	1,97,767.00	-	-
28	2019436	STC	SPACE TECHNOLOGYCELL	Development And Evaluation Of Multiscale Cnt/Polymer Composites	-	-	6,80,108.00	6,80,108.00	6,80,108.00	-	-
29	2018048	STC	SPACE TECHNOLOGYCELL	Modeling And Simulation Of Lox-Ch4 (Semi-Cryogenic) Combustion	-	-	61,550.00	61,550.00	61,550.00	-	-
30	2020198	STC	SPACE TECHNOLOGYCELL	Biomechanical Aspects Of Plant And Root Growth In Microgravity Environments	-	-	1,90,560.00	1,90,560.00	1,90,560.00	-	-
31	2018134	STC	SPACE TECHNOLOGYCELL	Stabilization Of 3d Platform For Space Aplications Against Rolling And Pitching Excitations	-	13,877.00	1,33,824.00	1,47,701.00	1,47,701.00	-	-
32	2018026	STC	SPACE TECHNOLOGYCELL	Numerical And Experimental Framework For Laser Based Additive Manufacturing Of High Performance Parts Of Titanium Alloy	-	-	1,24,383.00	1,24,383.00	1,24,383.00	-	-
33	2017191	STC	SPACE TECHNOLOGYCELL	Development Of Controlled Expansion (Ce) Al-Si Alloys By Packed Rolling	-	-	5,68,729.00	5,68,729.00	5,68,729.00	-	-
34	2020199	STC	SPACE TECHNOLOGYCELL	Synthesis Of Pure Lab6 Via Solid State Metallthermic Reduction(Ca/Mg/Al+B2o3+La2o3/Lacl3) And Subsequent Making Of Hallow Tube Of Lab6	-	-	3,86,674.00	3,86,674.00	3,86,674.00	-	-
35	2018041	STC	SPACE TECHNOLOGYCELL	Development Of High Entropy Metal Diboride For Ultrahigh Temperature Application	-	-	11,41,828.00	11,41,828.00	11,41,828.00	-	-
36	2019437	STC	SPACE TECHNOLOGYCELL	Development Of Product Based On High Entropy Alloys For Space Technology Application	-	-	6,30,612.00	6,30,612.00	6,30,612.00	-	-
37	2019431	STC	SPACE TECHNOLOGYCELL	Brazing Of Ultra High Temperature Hfb2-Zrb2 Based Ceramics	-	-	9,12,611.00	9,12,611.00	9,12,611.00	-	-
38	2018112	STC	SPACE TECHNOLOGYCELL	Development Of Thermoelectric Power Source For Space Application	-	-	5,44,669.00	5,44,669.00	5,44,669.00	-	-
39	2019429	STC	SPACE TECHNOLOGYCELL	Development Of Solid Electrolyte Based Sodium-Sulfur Battery	-	-	4,87,196.00	4,87,196.00	4,87,196.00	-	-
40	2017193	STC	SPACE TECHNOLOGYCELL	Microstructural And Mechanical Characterization Of High Silicon Stainless Steel	2,960.00	-	8,83,314.00	8,80,354.00	8,80,354.00	-	-
41	2017181	STC	SPACE TECHNOLOGYCELL	Interdiffusion And Diffusional Interaction In High Entropy Alloys	-	-	3,47,842.00	3,47,842.00	3,47,842.00	-	-
42	2017184	STC	SPACE TECHNOLOGYCELL	Development Of Friction Stir Welding And Processing Technology For Aa2195 Structural Application	-	-	2,000.00	2,000.00	2,000.00	-	-
43	2018047	STC	SPACE TECHNOLOGYCELL	Microstructure And Texture Analysis Of Hot Forget Ti-6al-4v Alloy	-	-	8,74,732.00	8,74,732.00	8,74,732.00	-	-

44	2019430	STC	SPACE TECHNOLOGYCELL	Phase-Field Modelling Of Microstructure Evolution In Ti-6 Al-4v Alloy During Annealing	-	-	1,84,800.00	1,84,800.00	1,84,800.00	-	-
45	2019434	STC	SPACE TECHNOLOGYCELL	Synthesis And Characterization Al-B And Al-B4c Alloys As Fuel In Solid Propellant	-	-	8,63,184.00	8,63,184.00	8,63,184.00	-	-
46	2018037	STC	SPACE TECHNOLOGYCELL	Parallel Electro-Magnetic Solver For Microwave, Infrared, And Optical Applications (Mio-Pems)	-	-	5,05,080.00	5,05,080.00	5,05,080.00	-	-
47	2019433	STC	SPACE TECHNOLOGYCELL	Investigation Of Optical Properties Of Metallic Thin Films Mirrors By Low Energy Plasma (Ion) Irradiation For Space Applications	-	-	4,66,897.00	4,66,897.00	4,66,897.00	-	-
48	2019453	STC	SPACE TECHNOLOGYCELL	Development Of Reconfigurable Flat Panel Metasurface Antenna	-	-	10,11,617.00	10,11,617.00	10,11,617.00	-	-
		STC Total			51,70,481.00	3,08,722.00	3,06,71,460.00	2,58,09,701.00	2,40,97,544.00	-	17,12,157.00
1	2018080B	STFC	SCIENCE AND TECHNOLOGY FACILITIES COUNCIL (STFC), UK	Thermal Infrared Technologies For Supporting Environmental Assessment And Decision Making In The Ganges Basin (Part-B)	5,62,849.00	-	-	-5,62,849.00	8,55,886.00	14,18,735.00	-
2	2018080	STFC	SCIENCE AND TECHNOLOGY FACILITIES COUNCIL (STFC), UK	Thermal Infrared Technologies For Supporting Environmental Assessment And Decision Making In The Ganges Basin	-	24,22,504.00	-	24,22,504.00	-	-	24,22,504.00
3	2018080A	STFC	SCIENCE AND TECHNOLOGY FACILITIES COUNCIL (STFC), UK	Thermal Infrared Technologies For Supporting Environmental Assessment And Decision Making In The Ganges Basin (Part-A)	15,99,882.00	-	3,12,958.00	-12,86,924.00	6,47,435.00	19,34,359.00	-
		STFC Total			21,62,731.00	24,22,504.00	3,12,958.00	5,72,731.00	15,03,321.00	33,53,094.00	24,22,504.00
1	2013369	SUKRIT	SUKRITI VIDYUT UDYOG PVT. LTD. GHAZIABAD	Development Of Plasma Heating System For Copper Wire Annealing-Feedback And Acceptance From Sukriti	-	23,557.00	-	23,557.00	-	-	23,557.00
		SUKRIT Total			-	23,557.00	-	23,557.00	-	-	23,557.00
1	2016141	TATAST	TATA STEELS LTD.,	Characterization Of Particle Size And Shape Factor Distribution Of The Blast Furnace Feed And Simulation Of The Flow And Packing Of The Components	-	2,826.00	1,62,650.00	1,65,476.00	1,65,476.00	-	-
		TATAST Total			-	2,826.00	1,62,650.00	1,65,476.00	1,65,476.00	-	-
1	20120199	TCE	TATA CONSULTING ENGINEERS	Vibration Mitigation Of Power Plant Chimneys: Analytical And Wind Tunnel Study	-	1,070.00	-	1,070.00	-	-	1,070.00
		TCE Total			-	1,070.00	-	1,070.00	-	-	1,070.00
1	20080174	TCS	TATA CONSULTANCY SERVICES	Tcs Foundation For Research In Algorithms	8,041.00	-	-	-8,041.00	-	8,041.00	-
2	2017252	TCS	TATA CONSULTANCY SERVICES	Icme National Hub	8,57,272.00	-	-	-8,57,272.00	-	8,57,272.00	-
3	2018490	TCS	TATA CONSULTANCY SERVICES	Icme National Hub-Tcs Grant Project	-	31,38,805.00	70,25,992.00	1,01,64,797.00	41,34,823.00	-	60,29,974.00
4	2016059	TCS	TATA CONSULTANCY SERVICES	Developing Robotic Application For Automated Item Picking	52,736.00	-	-	-52,736.00	-	-	52,736.00
5	2019156	TCS	TATA CONSULTANCY SERVICES	Programming Robots By Demonstration For Industrial And Warehouse Automation	-	40,25,538.00	-	40,25,538.00	12,94,800.00	-	27,30,738.00
6	2017251	TCS	TATA CONSULTANCY SERVICES	Modeling Of Mechanical Properties Of Ahss Steels Using Advanced Characterization Tools	-	9,64,855.00	-58,470.00	9,06,385.00	10,46,095.00	1,39,710.00	-
		TCS Total			9,18,049.00	81,29,198.00	69,67,522.00	1,41,78,671.00	64,75,718.00	10,57,759.00	87,60,712.00
1	19990270	TDM	TECHNOLOGY DEVELOPMENT MISSION	Field Trial And Testing Of Integrated Da Technology At Iit Kanpur.	2,89,426.00	-	-	-2,89,426.00	-	2,89,426.00	-
2	19990169	TDM	TECHNOLOGY DEVELOPMENT MISSION	Formulation Of Project Fund Tdm-Ii Scheme	-	2,61,354.00	-	2,61,354.00	-	-	2,61,354.00
		TDM Total			2,89,426.00	2,61,354.00	-	-28,072.00	-	2,89,426.00	2,61,354.00
1	2017287	TEEDE	TOWARDS EXCELLENCE IN ENGINEERING CURRICULUM FOR DUAL EDUCATION	Towards Excellence In Engineering Curriculum For Dual Education	-	18,30,348.00	87,970.00	19,18,318.00	24,200.00	-	18,94,118.00
		TEEDE Total			-	18,30,348.00	87,970.00	19,18,318.00	24,200.00	-	18,94,118.00
1	2014340	THERMA	THERMAX	Search Of Alloy Systems For Hydrogen Storage Application	-	10.00	-	10.00	-	-	10.00
		THERMA Total			-	10.00	-	10.00	-	-	10.00
1	2017095	TI	THE TAOS INSTITUTE	Reconstructing Forgiveness And Reconciliation For Post-Violence Healing: An Ethnographistudy In India	-	2,316.00	-	2,316.00	-	-	2,316.00
		TI Total			-	2,316.00	-	2,316.00	-	-	2,316.00
1	20070192	TIFAC	TECH.INFORM.FORECAST & ASSESMT	Electronic Stability Control Systems	-	3,18,389.00	-	3,18,389.00	-	-	3,18,389.00
		TIFAC Total			-	3,18,389.00	-	3,18,389.00	-	-	3,18,389.00
1	2020287	TKPL	TARANG KINETICS P LTD	Visibility Enhancement From Driver Cabin View In Haze	-	-	11,20,000.00	-	4,28,609.00	-	6,91,391.00
		TKPL Total			-	-	11,20,000.00	11,20,000.00	4,28,609.00	-	6,91,391.00
1	2015272	TMIR	TECHNOLOGY MISSION FOR INDIAN RAILWAYS	Seed Money -Tmir(Technology Mission For Indian Railways)	-	330.00	1,63,100.00	1,63,430.00	1,63,430.00	-	-
		TMIR Total			-	330.00	1,63,100.00	1,63,430.00	1,63,430.00	-	-
1	2017215	TNVASU	TAMIL NADU VETERINARY AND ANIMAL SCIENCE UNIVERSITY	Software Development Activities In Edrp Components	19,293.00	-	-	-19,293.00	-	19,293.00	-

		TNVASU Total			19,293.00	-	-	-19,293.00	-	19,293.00	-
1	2019027	TRAKIT	TRAKKIT SOLUTIONS FZ LLC	Real Time Location System Using Ble	68,590.00	-	1,69,818.00	1,01,228.00	43,546.00	-	57,682.00
		TRAKIT Total			68,590.00	-	1,69,818.00	1,01,228.00	43,546.00	-	57,682.00
1	2018111	UA	UNIVERSITY OF ALABAMA, TUSCALOOSA,	Design Of Antenna Element And Array	-	3,97,864.00	-	3,97,864.00	-	-	3,97,864.00
		UA Total			-	3,97,864.00	-	3,97,864.00	-	-	3,97,864.00
1	2019463	UEEM	UEE MISSION-EDUCATION DEPARTMENT DELHI GOVERNMENT	Raa Labs For Samagra Shiksha Delhi	-	300.00	8,09,00,000.00	8,09,00,300.00	7,88,50,300.00	-	20,50,000.00
		UEEM Total			-	300.00	8,09,00,000.00	8,09,00,300.00	7,88,50,300.00	-	20,50,000.00
1	2016377	UGC	UNIVERSITY GRANTS COMMISSION	Deciphering The Structural Role Of Glycogen In Neuronal Autophagy, And Neurodegeneration	-	30.00	-	30.00	-	-	30.00
2	2015424	UGC	UNIVERSITY GRANTS COMMISSION	Understanding Innate Responses To Odors And Odor Mixtures: Across-Species Integrated Approach	-	6,972.00	3,649.00	10,621.00	-	-	10,621.00
3	20120147	UGC	UNIVERSITY GRANTS COMMISSION	Creating Aninternational Program For Sustainable Infrastructure Development Under Obama-Singh 21st Century Knowledge Initiative (Os)Grant	-	238.00	-	238.00	-	-	238.00
4	2018042	UGC	UNIVERSITY GRANTS COMMISSION	Mixed Explosives Biodegradation For Remediation Of Contaminated Ground Water	-	24,24,057.00	1,37,455.00	25,61,512.00	26,37,224.00	75,712.00	-
5	2014247	UGC	UNIVERSITY GRANTS COMMISSION	Dynamic Graph Algorithms	-	7,40,764.00	-	7,40,764.00	-	-	7,40,764.00
6	2013366	UGC	UNIVERSITY GRANTS COMMISSION	Adaptive And Reconfigurable Multiband, Multimode And Multifunction Monolithi Millimeter-Wave Integrated Circuits (Mmics) Technologies For 5g Wirelless Communications	-	2,42,788.00	-	2,42,788.00	-	-	2,42,788.00
7	2014236	UGC	UNIVERSITY GRANTS COMMISSION	Fluid Dynamical Methods For Gravity	9,34,498.00	-	-	-9,34,498.00	-	-	9,34,498.00
		UGC Total			9,34,498.00	34,14,849.00	1,41,104.00	26,21,455.00	26,37,224.00	10,10,210.00	9,94,441.00
1	2017118	UGOT	UNIVERSITY OF GOTHENBURG	Religion And Polotics In India	1,79,366.00	-	-	-1,79,366.00	-	1,79,366.00	-
		UGOT Total			1,79,366.00	-	-	-1,79,366.00	-	1,79,366.00	-
1	2018459	UKGOVT	UK GOVERNMENT	Newton Apex Ii	10,28,685.00	-	4,56,705.00	-5,71,980.00	-	5,71,980.00	-
		UKGOVT Total			10,28,685.00	-	4,56,705.00	-5,71,980.00	-	5,71,980.00	-
1	20070155	UKIERI	UKIERI	Mathematical And Experimental Modeling Of The Animal Stress Response Network	-	441.00	-	441.00	-	-	441.00
2	20120045	UKIERI	UKIERI	Integrated Sensing, Monitoring And Healing For Complex Autonomous Systems	-	1,014.00	-	1,014.00	-	-	1,014.00
		UKIERI Total			-	1,455.00	-	1,455.00	-	-	1,455.00
1	20070226	UNICEF	UNITED NATIONS CHILDRENS FUND	Enviornment Friendly Toilet System For A Congested Localitybin Aligarh	66,902.00	-	-	-66,902.00	-	66,902.00	-
2	20000007	UNICEF	UNITED NATIONS CHILDRENS FUND	Technical And Capacity Buidling Suppot To Demonstration Projects	-	2,16,742.00	-	2,16,742.00	-	-	2,16,742.00
3	20070129	UNICEF	UNITED NATIONS CHILDRENS FUND	Evaluation Of As Field Test Kit	-	2,671.00	-	2,671.00	-	-	2,671.00
		UNICEF Total			66,902.00	2,19,413.00	-	1,52,511.00	-	66,902.00	2,19,413.00
1	20130129	UNIVER	UNIVERSITY OF SOUTHAMPTON	Assessing Health, Livelihoods, Ecosystem Services And Poverty Alleviation In Populous Deltas Collaboration	-	6,044.00	-	6,044.00	-	-	6,044.00
		UNIVER Total			-	6,044.00	-	6,044.00	-	-	6,044.00
1	20050022	UNU	UNITED NATIONS UNIVERSITY,KOREA	Exposure Assessment Of Lead	1,49,403.00	-	-	-1,49,403.00	-	1,49,403.00	-
		UNU Total			1,49,403.00	-	-	-1,49,403.00	-	1,49,403.00	-
1	20090348	UOA	UOA	Cast: Allahabad	-	5,40,253.00	-	5,40,253.00	-	-	5,40,253.00
		UOA Total			-	5,40,253.00	-	5,40,253.00	-	-	5,40,253.00
1	2020155	UOK	UNIVERSITY OF KENT	Covid-19 Pandemic In India	-	-	5,82,550.00	5,82,550.00	5,82,520.00	-	30.00
		UOK Total			-	-	5,82,550.00	5,82,550.00	5,82,520.00	-	30.00
1	2018467E	UPEIDA	UTTAR PRADESH EXPRESSWAYS INDUSTRIAL DEVELOPMENT AUTHORITY	Center Of Excellence For Defense Corridor-Office Expenses	1,36,995.00	-	-	-1,36,995.00	17,71,835.00	19,08,830.00	-
2	2018467	UPEIDA	UTTAR PRADESH EXPRESSWAYS INDUSTRIAL DEVELOPMENT AUTHORITY	Center Of Excellence For Defence Corridor	12,221.00	-	12,221.00	-	-	-	-
		UPEIDA Total			1,49,216.00	-	12,221.00	-1,36,995.00	17,71,835.00	19,08,830.00	-
1	20080073	UPPTCL	UPPTCL	Ehu/Uhv Transmission System Planning For Upptcl	-	2,074.00	-	2,074.00	2,074.00	-	-
		UPPTCL Total			-	2,074.00	-	2,074.00	2,074.00	-	-
1	20090295	URBAN	URBAN	Zero Discharge Toilet System (Zdts)	-	8,60,672.00	-	8,60,672.00	-	-	8,60,672.00
		URBAN Total			-	8,60,672.00	-	8,60,672.00	-	-	8,60,672.00
1	20120297	USAID	U. S. AGENCY FOR INTERNATIONAL DEVELOPMENT	Developing Low Carbon Cities In India: Focus On Urban Infrastructures, Climate Risks & Vulnerability	-	17,721.00	-	17,721.00	-	-	17,721.00
		USAID Total			-	17,721.00	-	17,721.00	-	-	17,721.00
1	20050137	UTMB	UTMB, USA	Impact Of Helminths On Asthma	3,38,607.00	-	-	-3,38,607.00	-	3,38,607.00	-

		UTMB Total			3,38,607.00	-	-	-3,38,607.00	-	3,38,607.00	-
1	20130010	WT	WELLCOME TRUST DBT	Role Of Spink1 In Cancer Progression: Regulatory Mechanisms And Therapeutic Target Potential	9,48,886.00	-	18,48,680.00	8,99,794.00	-	-	8,99,794.00
2	2020127	WT	WELLCOME TRUST DBT	Integrative Molecular Profiling Of Prostrate Cancer: Identification Of Molecular Signature For Risk Stratification And Advanced-Stage Disease Management	-	-	99,43,963.00	99,43,963.00	19,23,618.00	-	80,20,345.00
3	2014171	WT	WELLCOME TRUST DBT	Structure, Function And Novel Signalling Pathways Of The Noncanonical G Protein Coupled Receptors	78,70,052.00	-	77,45,583.00	-1,24,469.00	-	1,24,469.00	-
4	2019004	WT	WELLCOME TRUST DBT	Elucidating The Conformational Dynamics Of Non-Canonical Seven-Transmembrane Receptor Activation And Signaling	7,71,572.00	-	30,91,374.00	23,19,802.00	22,78,076.00	-	41,726.00
5	2020276	WT	WELLCOME TRUST DBT	Understanding The Structural And Functional Diversity In Gpcrbetaarrestin Interaction And Signaling	-	-	55,06,820.00	55,06,820.00	1,55,571.00	-	53,51,249.00
6	2016054	WT	WELLCOME TRUST DBT	Coding Of Innate Olfactory Preferences In The Mosquito Brain	6,66,211.00	-	20,32,163.00	13,65,952.00	19,10,858.00	5,44,906.00	-
7	2017001	WT	WELLCOME TRUST DBT	Development Of A Highly Efficient And Immunologically Inert Adeno-Associated Virus Based Vector System For Retinal Gene Therapy	42,64,538.00	-	55,98,506.00	13,33,968.00	24,50,261.00	11,16,293.00	-
8	2020144	WT	WELLCOME TRUST DBT	Imaging Coronavirus Spike(S) Mediated Membrane Fusion During Entry At Single-Molecule Resolution	-	-	1,26,70,900.00	1,26,70,900.00	96,82,242.00	-	29,88,658.00
		WT Total			1,45,21,259.00	-	4,84,37,989.00	3,39,16,730.00	1,84,00,626.00	17,85,668.00	1,73,01,772.00
1	2015388	WTI	WILDLIFE TRUST OF INDIA	Training On Moonj Grass Weaving	-	60.00	-	60.00	-	-	60.00
		WTI Total			-	60.00	-	60.00	-	-	60.00
1	20090088	WWF-I	WWF- INDIA	Collation Of Water Quality And Pollution Data Of The River Ganga In The Gangotri-Kanpur Stretch	-	76,431.00	-	76,431.00	-	-	76,431.00
2	20090103	WWF-I	WWF- INDIA	Fluvial Geomorphology And Hydraulic Modeling Of The Upper Ganga For Maintaining Sustainable Flows	-	4,251.00	-	4,251.00	-	-	4,251.00
3	2015064	WWF-I	WWF- INDIA	Develop Airborne Remote Sensing Technology Capable Of Monitoring Water Quality Of River Ganga	-	87,601.00	-	87,601.00	-	-	87,601.00
		WWF-I Total			-	1,68,283.00	-	1,68,283.00	-	-	1,68,283.00
1	2018307	XLRI	XAVIER SCHOOL OF MANAGEMENT (XLRI) JAMSHEDPUR	National Entrepreneurship Awards Scheme	1,16,267.00	-	-	-1,16,267.00	-	1,16,267.00	-
		XLRI Total			1,16,267.00	-	-	-1,16,267.00	-	1,16,267.00	-
1	2015329	ZEEN	ZEE NETWORK	Development Of Commercial Package For Restoration Of Old Films And Videos	26,451.00	-	-	-26,451.00	-	26,451.00	-
		ZEEN Total			26,451.00	-	-	-26,451.00	-	26,451.00	-
		Grand Total			35,04,22,173.00	1,62,93,18,662.00	1,69,68,55,745.00	2,97,57,52,234.00	1,54,85,69,392.00	34,47,70,198.00	1,77,19,53,040.00

INDIAN INSTITUTE OF TECHNOLOGY, KANPUR

ANNEXURE 'B' SPONSORED FELLOWSHIPS AND SCHOLARSHIPS

S.NO.	PROJECT NO.	SPONSOR CODE	NAME OF SPONSOR	OPENING		TRANSACTIONS		CLOSING	
				DR	CR	DR	CR	DR	CR
1	20060237	AICTE	ALL INDIA COUNCIL OF TECH EDU	0	202300	0	0	0	202300
2	20040266	AICTE	ALL INDIA COUNCIL OF TECH EDU	0	20000	0	0	0	20000
3	20040273	AICTE	ALL INDIA COUNCIL OF TECH EDU	0	26873	0	0	0	26873
4	20060235	AICTE	ALL INDIA COUNCIL OF TECH EDU	0	10019	0	0	0	10019
5	20040299	AICTE	ALL INDIA COUNCIL OF TECH EDU	0	1101	0	0	0	1101
6	19990132	AICTE	ALL INDIA COUNCIL OF TECH EDU	63299	0	0	0	63299	0
		AICTE Total		63299	260293	0	0	63299	260293
1	2014374	CSIR	COUNCIL OF SC.& IND. RESEARCH	0	15000	180000	180000	0	15000
2	2017323	CSIR	COUNCIL OF SC.& IND. RESEARCH	0	0	9277	9277	0	0
3	2016425	CSIR	COUNCIL OF SC.& IND. RESEARCH	525000	0	180000	0	705000	0
4	2019018	CSIR	COUNCIL OF SC.& IND. RESEARCH	19141	0	0	0	19141	0
5	20080136	CSIR	COUNCIL OF SC.& IND. RESEARCH	0	15000	180000	0	165000	0
6	2018335	CSIR	COUNCIL OF SC.& IND. RESEARCH	270000	0	180000	0	450000	0
7	20080137	CSIR	COUNCIL OF SC.& IND. RESEARCH	0	15000	180000	180000	0	15000
8	2014180	CSIR	COUNCIL OF SC.& IND. RESEARCH	0	435416	0	0	0	435416
9	2013400	CSIR	COUNCIL OF SC.& IND. RESEARCH	0	143605	0	0	0	143605
10	2016497	CSIR	COUNCIL OF SC.& IND. RESEARCH	345000	0	180000	0	525000	0
11	2016502	CSIR	COUNCIL OF SC.& IND. RESEARCH	165000	0	195000	0	360000	0
12	20090304	CSIR	COUNCIL OF SC.& IND. RESEARCH	0	25586	0	0	0	25586
13	19990131	CSIR	COUNCIL OF SC.& IND. RESEARCH	0	26348046	58136	630007	0	26919917
		CSIR Total		1324141	26997653	1342413	999284	2224141	27554524
1	2015442	CST	COUNCIL OF SCIENCE & TECHNOLOGY	0	352000	0	0	0	352000
		CST Total		0	352000	0	0	0	352000
1	2018002	CSTUP	COUNCIL OF SCIENCE AND TECHNOLOGY UP	0	32000	384000	0	352000	0
		CSTUP Total		0	32000	384000	0	352000	0
1	2014397B	DAE	DEPARTMENT OF ATOMIC ENERGY	0	6801	0	0	0	6801

2	20090306	DAE	DEPARTMENT OF ATOMIC ENERGY	0	233673	0	0	0	233673
3	20120116	DAE	DEPARTMENT OF ATOMIC ENERGY	0	72000	0	0	0	72000
4	2015343A	DAE	DEPARTMENT OF ATOMIC ENERGY	0	101485	0	0	0	101485
5	2015343B	DAE	DEPARTMENT OF ATOMIC ENERGY	0	36901	0	0	0	36901
6	2015343C	DAE	DEPARTMENT OF ATOMIC ENERGY	0	12400	0	0	0	12400
7	2016390	DAE	DEPARTMENT OF ATOMIC ENERGY	0	18804	0	0	0	18804
8	2019135	DAE	DEPARTMENT OF ATOMIC ENERGY	0	141075	4548	0	0	136527
9	2014398	DAE	DEPARTMENT OF ATOMIC ENERGY	0	687516	0	0	0	687516
10	2013396	DAE	DEPARTMENT OF ATOMIC ENERGY	0	70667	0	0	0	70667
11	2014397A	DAE	DEPARTMENT OF ATOMIC ENERGY	0	91000	0	0	0	91000
12	2014397C	DAE	DEPARTMENT OF ATOMIC ENERGY	0	8000	0	0	0	8000
13	19990120	DAE	DEPARTMENT OF ATOMIC ENERGY	3988697	0	0	0	3988697	0
		DAE Total		3988697	1480322	4548	0	3988697	1475774
1	2019214	DBT	DEPARTMENT OF BIOTECHNOLOGY	0	943240	1555800	10838	601722	0
2	2015377	DBT	DEPARTMENT OF BIOTECHNOLOGY	0	243562	187562	0	0	56000
3	20020200	DBT	DEPARTMENT OF BIOTECHNOLOGY	0	1210685	0	0	0	1210685
4	20060174	DBT	DEPARTMENT OF BIOTECHNOLOGY	0	145533	0	0	0	145533
5	20120349	DBT	DEPARTMENT OF BIOTECHNOLOGY	0	32750	0	0	0	32750
6	2015040	DBT	DEPARTMENT OF BIOTECHNOLOGY	0	3931000	3931000	0	0	0
7	2017486	DBT	DEPARTMENT OF BIOTECHNOLOGY	0	56408	56408	0	0	0
8	2018146	DBT	DEPARTMENT OF BIOTECHNOLOGY	0	61133	270965	225000	0	15168
9	2017178	DBT	DEPARTMENT OF BIOTECHNOLOGY	0	25342	900000	899660	0	25002
10	20080035	DBT	DEPARTMENT OF BIOTECHNOLOGY	0	177997	0	0	0	177997
11	2015326	DBT	DEPARTMENT OF BIOTECHNOLOGY	0	38428	93315	95500	0	40613
12	2018297	DBT	DEPARTMENT OF BIOTECHNOLOGY	0	209194	285000	250000	0	174194
13	2018591	DBT	DEPARTMENT OF BIOTECHNOLOGY	0	32581	128000	111279	0	15860
14	2015327	DBT	DEPARTMENT OF BIOTECHNOLOGY	0	58559	92500	92500	0	58559
15	20090287	DBT	DEPARTMENT OF BIOTECHNOLOGY	0	787283	0	0	0	787283
		DBT Total		0	7953695	7500550	1684777	601722	2739644
1	2016047R	DEITY	DEPARTMENT OF ELECTRONICS AND INFORMATI	0	0	529750	529750	0	0
2	2016047O	DEITY	DEPARTMENT OF ELECTRONICS AND INFORMATI	0	0	621250	621250	0	0
3	2016047I	DEITY	DEPARTMENT OF ELECTRONICS AND INFORMATI	0	0	837180	931580	0	94400
4	2016047J	DEITY	DEPARTMENT OF ELECTRONICS AND INFORMATI	0	0	679653	749153	0	69500
5	2016047K	DEITY	DEPARTMENT OF ELECTRONICS AND INFORMATI	0	0	621250	621250	0	0
6	2016047L	DEITY	DEPARTMENT OF ELECTRONICS AND INFORMATI	0	0	621250	621250	0	0

7	2016047M	DEITY	DEPARTMENT OF ELECTRONICS AND INFORMATI	0	0	621250	621250	0	0
8	2016047N	DEITY	DEPARTMENT OF ELECTRONICS AND INFORMATI	0	0	78750	78750	0	0
9	2016047S	DEITY	DEPARTMENT OF ELECTRONICS AND INFORMATI	0	0	650250	650250	0	0
		DEITY Total		0	0	5260583	5424483	0	163900
1	2018089	DIC	DIGITAL INDIA CORPORATION	0	98344	96284	0	0	2060
2	2017521	DIC	DIGITAL INDIA CORPORATION	120517	0	15500	0	136017	0
3	2018090	DIC	DIGITAL INDIA CORPORATION	0	308492	240000	0	0	68492
4	2018198	DIC	DIGITAL INDIA CORPORATION	0	53813	326236	0	272423	0
5	2018091	DIC	DIGITAL INDIA CORPORATION	1290	0	280000	0	281290	0
6	2018088	DIC	DIGITAL INDIA CORPORATION	732	0	0	0	732	0
		DIC Total		122539	460649	958020	0	690462	70552
1	2017431	DST	DEPARTMENT OF SC.& TECHNOLOGY	146515	0	0	146515	0	0
2	2017328	DST	DEPARTMENT OF SC.& TECHNOLOGY	53783	0	1586191	2380000	0	740026
3	2017041	DST	DEPARTMENT OF SC.& TECHNOLOGY	0	5000	0	0	0	5000
4	2019262	DST	DEPARTMENT OF SC.& TECHNOLOGY	0	2560629	2540123	0	0	20506
5	2018180	DST	DEPARTMENT OF SC.& TECHNOLOGY	420031	0	840539	770000	490570	0
6	20100194	DST	DEPARTMENT OF SC.& TECHNOLOGY	161537	0	32742	194279	0	0
7	20130220	DST	DEPARTMENT OF SC.& TECHNOLOGY	0	106534	0	0	0	106534
8	2017077	DST	DEPARTMENT OF SC.& TECHNOLOGY	70653	0	205603	0	276256	0
9	20060066	DST	DEPARTMENT OF SC.& TECHNOLOGY	0	462820	462820	1600000	0	1600000
10	2017388	DST	DEPARTMENT OF SC.& TECHNOLOGY	0	284949	82380	0	0	202569
11	2017482	DST	DEPARTMENT OF SC.& TECHNOLOGY	921015	0	842566	1318000	445581	0
12	20070051	DST	DEPARTMENT OF SC.& TECHNOLOGY	1744465	0	325047	0	2069512	0
13	2014309	DST	DEPARTMENT OF SC.& TECHNOLOGY	0	1285699	0	0	0	1285699
14	2016356	DST	DEPARTMENT OF SC.& TECHNOLOGY	391340	0	1615774	1993625	13489	0
15	2016443	DST	DEPARTMENT OF SC.& TECHNOLOGY	0	139381	1880264	2117119	0	376236
16	2016459	DST	DEPARTMENT OF SC.& TECHNOLOGY	128085	0	2269653	2267393	130345	0
17	2020152	DST	DEPARTMENT OF SC.& TECHNOLOGY	0	0	1600127	2200000	0	599873
18	2016180	DST	DEPARTMENT OF SC.& TECHNOLOGY	0	464308	0	0	0	464308
19	2015452	DST	DEPARTMENT OF SC.& TECHNOLOGY	0	480804	35000	909811	0	1355615
20	20130207	DST	DEPARTMENT OF SC.& TECHNOLOGY	0	105000	0	0	0	105000
21	20100118	DST	DEPARTMENT OF SC.& TECHNOLOGY	225332	0	180000	405332	0	0
22	2014184	DST	DEPARTMENT OF SC.& TECHNOLOGY	0	1691680	0	0	0	1691680
23	2017451	DST	DEPARTMENT OF SC.& TECHNOLOGY	900500	0	649207	1425000	124707	0
24	20060225	DST	DEPARTMENT OF SC.& TECHNOLOGY	181794	0	1513833	1900000	0	204373

25	2018133	DST	DEPARTMENT OF SC.& TECHNOLOGY	62800	0	0	0	62800	0
26	2019271	DST	DEPARTMENT OF SC.& TECHNOLOGY	0	85344	85344	0	0	0
27	2019187	DST	DEPARTMENT OF SC.& TECHNOLOGY	0	3850901	4882944	0	1032043	0
28	2016440	DST	DEPARTMENT OF SC.& TECHNOLOGY	0	1342820	2569011	1355489	0	129298
29	2019368	DST	DEPARTMENT OF SC.& TECHNOLOGY	0	664898	781085	6491	109696	0
30	2018013	DST	DEPARTMENT OF SC.& TECHNOLOGY	0	189057	2410000	2220943	0	0
31	2016291	DST	DEPARTMENT OF SC.& TECHNOLOGY	0	1496758	1628382	2245067	0	2113443
32	2016361	DST	DEPARTMENT OF SC.& TECHNOLOGY	172541	0	2276980	4437407	0	1987886
33	2018311	DST	DEPARTMENT OF SC.& TECHNOLOGY	0	1597196	1941545	2248000	0	1903651
34	2015369	DST	DEPARTMENT OF SC.& TECHNOLOGY	131007	0	1716695	1809279	38423	0
35	2019013	DST	DEPARTMENT OF SC.& TECHNOLOGY	0	1688528	0	1524000	0	3212528
36	2016475	DST	DEPARTMENT OF SC.& TECHNOLOGY	230226	0	2181488	4479788	0	2068074
37	2017289	DST	DEPARTMENT OF SC.& TECHNOLOGY	0	1389433	1978066	2270867	0	1682234
38	2020365	DST	DEPARTMENT OF SC.& TECHNOLOGY	0	0	162000	3020452	0	2858452
39	20050093	DST	DEPARTMENT OF SC.& TECHNOLOGY	0	58236	0	0	0	58236
40	2019005	DST	DEPARTMENT OF SC.& TECHNOLOGY	0	296160	1228111	1022443	0	90492
41	2014383	DST	DEPARTMENT OF SC.& TECHNOLOGY	0	846953	0	0	0	846953
42	2014041	DST	DEPARTMENT OF SC.& TECHNOLOGY	0	228863	12657	76215	0	292421
43	2018398	DST	DEPARTMENT OF SC.& TECHNOLOGY	100619	0	746456	770139	76936	0
44	2015281	DST	DEPARTMENT OF SC.& TECHNOLOGY	0	82685	559000	1115315	0	639000
45	2017059	DST	DEPARTMENT OF SC.& TECHNOLOGY	0	842290	1630227	1593710	0	805773
46	2018254	DST	DEPARTMENT OF SC.& TECHNOLOGY	337477	0	663944	715000	286421	0
47	2019455	DST	DEPARTMENT OF SC.& TECHNOLOGY	0	278800	278800	0	0	0
48	2015330	DST	DEPARTMENT OF SC.& TECHNOLOGY	0	661997	161764	0	0	500233
49	2015037	DST	DEPARTMENT OF SC.& TECHNOLOGY	2	0	0	0	2	0
50	2019513	DST	DEPARTMENT OF SC.& TECHNOLOGY	0	885000	766120	0	0	118880
51	2018269	DST	DEPARTMENT OF SC.& TECHNOLOGY	0	1489272	1524000	0	34728	0
52	2019514	DST	DEPARTMENT OF SC.& TECHNOLOGY	0	275000	437394	500319	0	337925
		DST Total		6379722	25836995	47283882	51037998	5191509	28402898
1	137	GEFUND	GE FUND SCHOLARSHIP	259680	0	0	0	259680	0
		GEFUND Total		259680	0	0	0	259680	0
1	20130188	GOOGLE	GOOGLE ONLINE INDIA PVT.LTD	0	537	0	0	0	537
2	2014292	GOOGLE	GOOGLE ONLINE INDIA PVT.LTD	0	966747	0	0	0	966747
		GOOGLE Total		0	967284	0	0	0	967284
1	2016280	ICMR	ICMR	0	110000	440000	440000	0	110000

2	2018305	ICMR	ICMR	0	35084	440000	439916	0	35000
3	20130165	ICMR	ICMR	0	19200	56000	59333	0	22533
4	20060021	ICMR	ICMR	0	5000	0	0	0	5000
		ICMR Total		0	169284	936000	939249	0	172533
1	20130223	ICSSR	INDIAN COUN.OF SOCIAL SC.RESE	0	73174	71174	0	0	2000
2	2016488	ICSSR	INDIAN COUN.OF SOCIAL SC.RESE	0	13212	0	0	0	13212
3	20120072	ICSSR	INDIAN COUN.OF SOCIAL SC.RESE	0	1442	0	0	0	1442
4	2018400	ICSSR	INDIAN COUN.OF SOCIAL SC.RESE	0	44700	7700	0	0	37000
		ICSSR Total		0	132528	78874	0	0	53654
1	2018049	INAE	INDIAN NATIONAL ACADEMY OF ENGINEERING	11440	0	1730668	1862609	0	120501
2	2020207	INAE	INDIAN NATIONAL ACADEMY OF ENGINEERING	0	0	1150876	1900000	0	749124
		INAE Total		11440	0	2881544	3762609	0	869625
1	20090130	INDOUS	INDO-US SCIENCE & TECHNOLOGY FORUM	0	19000	0	0	0	19000
		INDOUS Total		0	19000	0	0	0	19000
1	2018148	LADY	LADY TATA MEMORIAL TRUST	0	756471	932338	1000000	0	824133
		LADY Total		0	756471	932338	1000000	0	824133
1	20100154	MICROS	MICROSOFT CORPORATION	0	5876	0	0	0	5876
		MICROS Total		0	5876	0	0	0	5876
1	2018140	MLA	MEDIA LAB ASIA	0	71728	250425	0	178697	0
2	2015210B	MLA	MEDIA LAB ASIA	0	0	608750	608750	0	0
3	2015210E	MLA	MEDIA LAB ASIA	0	0	375941	375941	0	0
4	2015210I	MLA	MEDIA LAB ASIA	0	0	533750	533750	0	0
5	2015210J	MLA	MEDIA LAB ASIA	0	0	533750	533750	0	0
6	2015210L	MLA	MEDIA LAB ASIA	0	0	550000	550000	0	0
7	2015210M	MLA	MEDIA LAB ASIA	0	18131	490000	490000	0	18131
8	2015210R	MLA	MEDIA LAB ASIA	0	0	552041	552041	0	0
9	2015210W	MLA	MEDIA LAB ASIA	0	0	490000	490000	0	0
10	2015210X	MLA	MEDIA LAB ASIA	0	0	129399	129399	0	0
11	2015210Y	MLA	MEDIA LAB ASIA	0	0	520000	520000	0	0
12	2015210Z	MLA	MEDIA LAB ASIA	0	0	502069	502069	0	0
13	2016047B	MLA	MEDIA LAB ASIA	0	0	621250	621250	0	0
14	2016047C	MLA	MEDIA LAB ASIA	0	0	650435	650435	0	0
15	2016047D	MLA	MEDIA LAB ASIA	0	0	420000	420000	0	0
16	2016047E	MLA	MEDIA LAB ASIA	0	0	618992	618992	0	0
17	2016047F	MLA	MEDIA LAB ASIA	0	0	421207	421207	0	0

18	2016047G	MLA	MEDIA LAB ASIA	0	0	243871	243871	0	0
19	2015210	MLA	MEDIA LAB ASIA	0	11746341	0	-1.8E+07	6686495	0
20	2015210F	MLA	MEDIA LAB ASIA	0	0	712807	712807	0	0
21	2015210G	MLA	MEDIA LAB ASIA	0	0	461140	461140	0	0
22	2015210H	MLA	MEDIA LAB ASIA	0	250000	589750	358750	0	19000
23	2015210N	MLA	MEDIA LAB ASIA	0	0	71459	71459	0	0
24	2015210P	MLA	MEDIA LAB ASIA	0	0	584694	584694	0	0
25	2015210Q	MLA	MEDIA LAB ASIA	0	97965	516548	516548	0	97965
26	2015210T	MLA	MEDIA LAB ASIA	0	0	490000	490000	0	0
27	2015210V	MLA	MEDIA LAB ASIA	0	0	315000	315000	0	0
28	2016047P	MLA	MEDIA LAB ASIA	0	0	621250	621250	0	0
29	2016047T	MLA	MEDIA LAB ASIA	0	0	615250	615250	0	0
		MLA Total		0	12184165	13489778	-5424483	6865192	135096
1	2015347	NAMS&T	NAM S&T CENTRE RESEARCH TRAINING FELLOWS	0	19194	0	0	0	19194
		NAMS&T Total		0	19194	0	0	0	19194
1	2017040	NAS	THE NATIONAL ACADEMY OF SCIENCES ALLAHAB	0	61	0	0	0	61
		NAS Total		0	61	0	0	0	61
1	2014166	NBHM	NATIONAL BOARD OF HIGHER MATHS	0	234924	0	0	0	234924
2	2014030	NBHM	NATIONAL BOARD OF HIGHER MATHS	0	113813	0	0	0	113813
3	2014390	NBHM	NATIONAL BOARD OF HIGHER MATHS	0	86400	0	0	0	86400
4	2016016	NBHM	NATIONAL BOARD OF HIGHER MATHS	0	108615	0	0	0	108615
5	2016490	NBHM	NATIONAL BOARD OF HIGHER MATHS	0	204	0	0	0	204
6	2014336	NBHM	NATIONAL BOARD OF HIGHER MATHS	0	169415	0	0	0	169415
7	2014213	NBHM	NATIONAL BOARD OF HIGHER MATHS	0	8129	0	0	0	8129
8	2014116	NBHM	NATIONAL BOARD OF HIGHER MATHS	0	237400	0	0	0	237400
9	2017412	NBHM	NATIONAL BOARD OF HIGHER MATHS	0	175399	0	0	0	175399
10	2019558	NBHM	NATIONAL BOARD OF HIGHER MATHS	0	0	381000	824000	0	443000
11	19990134	NBHM	NATIONAL BOARD OF HIGHER MATHS	0	14555	0	0	0	14555
		NBHM Total		0	1148854	381000	824000	0	1591854
1	2020149	QUALCO	QUALCOMM	0	0	0	1000000	0	1000000
		QUALCO Total		0	0	0	1000000	0	1000000
1	2018580	SERB	SCIENCE & ENGINEERING RESEARCH BOARD	0	310000	225076	300000	0	384924
2	2018187	SERB	SCIENCE & ENGINEERING RESEARCH BOARD	0	5000	55000	0	50000	0
3	2018226	SERB	SCIENCE & ENGINEERING RESEARCH BOARD	0	105833	37931	0	0	67902
4	2020411	SERB	SCIENCE & ENGINEERING RESEARCH BOARD	0	0	100000	1065600	0	965600

5	2015344	SERB	SCIENCE & ENGINEERING RESEARCH BOARD	115240	0	0	115240	0	0
6	2016060	SERB	SCIENCE & ENGINEERING RESEARCH BOARD	0	193153	0	0	0	193153
7	2020387	SERB	SCIENCE & ENGINEERING RESEARCH BOARD	0	0	155000	960000	0	805000
8	2016445	SERB	SCIENCE & ENGINEERING RESEARCH BOARD	58791	0	23280	86000	0	3929
9	2020412	SERB	SCIENCE & ENGINEERING RESEARCH BOARD	0	0	146000	438000	0	292000
10	2017224	SERB	SCIENCE & ENGINEERING RESEARCH BOARD	0	5144	55000	49856	0	0
11	2019419	SERB	SCIENCE & ENGINEERING RESEARCH BOARD	0	790606	790606	0	0	0
12	2020396	SERB	SCIENCE & ENGINEERING RESEARCH BOARD	0	0	100000	960000	0	860000
13	2014115	SERB	SCIENCE & ENGINEERING RESEARCH BOARD	58927	0	0	0	58927	0
14	2017304	SERB	SCIENCE & ENGINEERING RESEARCH BOARD	0	130321	130321	0	0	0
15	2018171	SERB	SCIENCE & ENGINEERING RESEARCH BOARD	0	93230	1200	130321	0	222351
16	2020388	SERB	SCIENCE & ENGINEERING RESEARCH BOARD	0	0	163800	1065600	0	901800
17	2018575	SERB	SCIENCE & ENGINEERING RESEARCH BOARD	0	23354	1139034	1101910	13770	0
18	2017274	SERB	SCIENCE & ENGINEERING RESEARCH BOARD	29781	0	31167	60948	0	0
19	2017222	SERB	SCIENCE & ENGINEERING RESEARCH BOARD	474252	0	17742	491994	0	0
20	2020297	SERB	SCIENCE & ENGINEERING RESEARCH BOARD	0	0	202859	1305000	0	1102141
21	2020328	SERB	SCIENCE & ENGINEERING RESEARCH BOARD	0	0	423192	1290000	0	866808
22	2020380	SERB	SCIENCE & ENGINEERING RESEARCH BOARD	0	0	33393	1065600	0	1032207
23	2019556	SERB	SCIENCE & ENGINEERING RESEARCH BOARD	0	0	25000	335000	0	310000
24	2016242	SERB	SCIENCE & ENGINEERING RESEARCH BOARD	0	456222	0	0	0	456222
25	2017223	SERB	SCIENCE & ENGINEERING RESEARCH BOARD	0	397648	0	0	0	397648
26	2020168	SERB	SCIENCE & ENGINEERING RESEARCH BOARD	0	0	588000	960000	0	372000
27	2018489	SERB	SCIENCE & ENGINEERING RESEARCH BOARD	0	22701	827701	0	805000	0
28	2018539	SERB	SCIENCE & ENGINEERING RESEARCH BOARD	0	58307	972240	980000	0	66067
29	2019090	SERB	SCIENCE & ENGINEERING RESEARCH BOARD	0	525146	0	0	0	525146
30	2019553	SERB	SCIENCE & ENGINEERING RESEARCH BOARD	0	0	854668	960000	0	105332
31	2018511	SERB	SCIENCE & ENGINEERING RESEARCH BOARD	0	194861	17136	0	0	177725
32	2016222	SERB	SCIENCE & ENGINEERING RESEARCH BOARD	0	33593	0	0	0	33593
33	2017131	SERB	SCIENCE & ENGINEERING RESEARCH BOARD	77358	0	0	0	77358	0
34	2019406	SERB	SCIENCE & ENGINEERING RESEARCH BOARD	0	754271	859267	800000	0	695004
35	2017297	SERB	SCIENCE & ENGINEERING RESEARCH BOARD	0	220218	0	0	0	220218
36	2020133	SERB	SCIENCE & ENGINEERING RESEARCH BOARD	0	0	1679369	1420000	259369	0
37	2019392	SERB	SCIENCE & ENGINEERING RESEARCH BOARD	0	717903	1755336	0	1037433	0
38	2020353	SERB	SCIENCE & ENGINEERING RESEARCH BOARD	0	0	0	335000	0	335000
39	2019446	SERB	SCIENCE & ENGINEERING RESEARCH BOARD	0	797903	687274	860000	0	970629

40	2019006	SERB	SCIENCE & ENGINEERING RESEARCH BOARD	0	62136	865600	1000000	0	196536
41	2019407	SERB	SCIENCE & ENGINEERING RESEARCH BOARD	0	660309	765100	400000	0	295209
42	2019481	SERB	SCIENCE & ENGINEERING RESEARCH BOARD	0	848621	804068	0	0	44553
43	2018536	SERB	SCIENCE & ENGINEERING RESEARCH BOARD	0	401379	341379	0	0	60000
44	2017285	SERB	SCIENCE & ENGINEERING RESEARCH BOARD	0	328995	0	0	0	328995
45	2019081	SERB	SCIENCE & ENGINEERING RESEARCH BOARD	0	179554	1066719	1043463	0	156298
46	2016437	SERB	SCIENCE & ENGINEERING RESEARCH BOARD	8750	0	41250	50000	0	0
47	2020336	SERB	SCIENCE & ENGINEERING RESEARCH BOARD	0	0	210000	960000	0	750000
48	2017220	SERB	SCIENCE & ENGINEERING RESEARCH BOARD	53622	0	0	53622	0	0
49	2017230	SERB	SCIENCE & ENGINEERING RESEARCH BOARD	10887	0	0	0	10887	0
50	2018592	SERB	SCIENCE & ENGINEERING RESEARCH BOARD	0	449757	592693	0	142936	0
51	2020345	SERB	SCIENCE & ENGINEERING RESEARCH BOARD	0	0	210000	960000	0	750000
52	2015316	SERB	SCIENCE & ENGINEERING RESEARCH BOARD	1564158	0	0	0	1564158	0
53	2017265	SERB	SCIENCE & ENGINEERING RESEARCH BOARD	44726	0	0	0	44726	0
54	2017032	SERB	SCIENCE & ENGINEERING RESEARCH BOARD	22259	0	0	0	22259	0
55	2017221	SERB	SCIENCE & ENGINEERING RESEARCH BOARD	35807	0	0	0	35807	0
		SERB Total		2554558	8766165	16993401	21603154	4122630	14943990
1	20060313	TCS	TATA CONSULTANCY SERVICES	0	18200	0	0	0	18200
2	2011191A	TCS	TATA CONSULTANCY SERVICES	0	152013	0	0	0	152013
3	2011191B	TCS	TATA CONSULTANCY SERVICES	0	140000	32000	0	0	108000
4	2011191D	TCS	TATA CONSULTANCY SERVICES	0	185659	0	0	0	185659
5	2011191E	TCS	TATA CONSULTANCY SERVICES	48800	0	0	0	48800	0
6	2011191F	TCS	TATA CONSULTANCY SERVICES	0	281432	0	0	0	281432
7	2011191G	TCS	TATA CONSULTANCY SERVICES	0	325940	0	0	0	325940
8	2011191H	TCS	TATA CONSULTANCY SERVICES	511000	0	0	768000	0	257000
9	2011191I	TCS	TATA CONSULTANCY SERVICES	0	134274	0	0	0	134274
10	2011191J	TCS	TATA CONSULTANCY SERVICES	0	267065	0	0	0	267065
11	20110191	TCS	TATA CONSULTANCY SERVICES	0	73402	0	0	0	73402
12	2011191N	TCS	TATA CONSULTANCY SERVICES	0	212903	391000	492000	0	313903
13	2011191R	TCS	TATA CONSULTANCY SERVICES	0	0	368811	592000	0	223189
14	2011191S	TCS	TATA CONSULTANCY SERVICES	0	0	328000	592000	0	264000
15	2011191W	TCS	TATA CONSULTANCY SERVICES	0	0	328000	592000	0	264000
16	2011191Q	TCS	TATA CONSULTANCY SERVICES	0	0	915810	492000	423810	0
17	2011191K	TCS	TATA CONSULTANCY SERVICES	0	532323	136000	0	0	396323
18	2011191L	TCS	TATA CONSULTANCY SERVICES	0	632000	239000	0	0	393000

19	2011191M	TCS	TATA CONSULTANCY SERVICES	0	591222	239000	0	0	352222
20	2011191O	TCS	TATA CONSULTANCY SERVICES	0	212000	596000	492000	0	108000
21	2011191P	TCS	TATA CONSULTANCY SERVICES	0	212000	596000	492000	0	108000
22	2011191T	TCS	TATA CONSULTANCY SERVICES	0	0	328000	592000	0	264000
23	2011191U	TCS	TATA CONSULTANCY SERVICES	0	0	328000	592000	0	264000
24	2011191V	TCS	TATA CONSULTANCY SERVICES	0	0	328000	592000	0	264000
		TCS Total		559800	3970433	5153621	6288000	472610	5017622
1	2014329	UGC	UNIVERSITY GRANTS COMMISSION	0	6205051	1803000	4210936	0	8612987
2	19990130	UGC	UNIVERSITY GRANTS COMMISSION	0	7540728	6000	0	0	7534728
		UGC Total		0	13745779	1809000	4210936	0	16147715
1	2014035	WT	WELLCOME TRUST DBT	431873	0	0	0	431873	0
2	2019003	WT	WELLCOME TRUST DBT	2000	0	186129	188129	0	0
		WT Total		433873	0	186129	188129	431873	0
		Grand Total		15697749	105258701	105575681	93538136	25263815	102787222

INDIAN INSTITUTE OF TECHNOLOGY, KANPUR

ANNEXURE 'C' OTHERS

S.NO.	PROJECT NO.	PROJECT TYPE	SPONSOR CODE	NAME OF SPONSOR	OPENING BALANCE AS ON 01.04.2020		TRANSACTIONS DURING THE YEAR		CLOSING BALANCE AS ON 31.03.2021	
					DR	CR	DR	CR	DR	CR
1	2018227	CNF	MEA	MINISTRY OF EXTERNAL AFFAIRS	0	430017	0	4730723	0	5160740
2	20040151	CNF	ARDB	AERONAUTICS R&D BOARD	0	39547	0	0	0	39547
3	20030140	CNF	HAL	HINDUSTAN AERONAUTICS LTD	0	866359	0	0	0	866359
4	20070209	CNF	ARDB	AERONAUTICS R&D BOARD	50000	0	0	0	50000	0
5	20120214	CNF	NPIU	NATIONAL PROJECT IMPLEMENTATION UNIT	0	1327	0	0	0	1327
6	2015042	CNF	ARDB	AERONAUTICS R&D BOARD	3095	0	0	0	3095	0
7	2017293	CNF	AF	AIR FORCE	0	33708	0	0	0	33708
8	2015301	CNF	ONRG	OFFICE OF NAVAL RESEARCH GLOBAL, DEPT. OF NAVY	0	528	0	0	0	528
9	2016162	CNF	MISC	MISCELLANEOUS	9070	0	0	0	9070	0
10	2016168	CNF	MISC	MISCELLANEOUS	0	12068	0	0	0	12068
11	20060306	CNF	DST	DEPARTMENT OF SC.& TECHNOLOGY	157054	0	0	0	157054	0
12	20070153	CNF	DST	DEPARTMENT OF SC.& TECHNOLOGY	11033	0	0	0	11033	0
13	20080274	CNF	DST	DEPARTMENT OF SC.& TECHNOLOGY	0	354988	0	0	0	354988
14	20110278	CNF	MIS	MIS	0	75	0	0	0	75
15	20120255	CNF	MIS	MIS	50109	0	0	0	50109	0
16	2015187	CNF	MISC	MISCELLANEOUS	180804	0	0	0	180804	0
17	2018337	CNF	MISC	MISCELLANEOUS	4436	0	0	0	4436	0
18	20060307	CNF	MIS001	misc	6132	0	0	0	6132	0

19	20040077	CNF	AICTE	ALL INDIA COUNCIL OF TECH EDU	0	3	0	0	0	3
20	20050200	CNF	ASCE	AMERICAN SOCIETY OF CIVIL ENGINEERS	0	25730	0	0	0	25730
21	20060096	CNF	NPEEE	NATIONAL PROGRAMME ON EARTHQUAKE ENGINEERING EDUCATION	0	2450	0	0	0	2450
22	20060048	CNF	IITK	INDIAN INSTITUTE OF TECHNOLOGY	741615	0	0	0	741615	0
23	2016480	CNF	BOR	BORD OF REVENUE, UP GOVT.	0	33453	0	0	0	33453
24	2018286	CNF	DST	DEPARTMENT OF SC.& TECHNOLOGY	50000	0	0	0	50000	0
25	2014235	CNF	SERB	SCIENCE & ENGINEERING RESEARCH BOARD	0	196520	0	0	0	196520
26	20080150	CNF	IITK	INDIAN INSTITUTE OF TECHNOLOGY	46558	0	0	0	46558	0
27	20050040	CNF	SIDA	SIDA	0	1940	0	0	0	1940
28	2017427	CNF	MHRD	MIN. OF HUMAN RESOURCE DEVELOP	0	26696	0	0	0	26696
29	20090129	CNF	TICB	TECNIMONT ICB PVT LTD	3750	0	0	0	3750	0
30	20120057	CNF	CSIR	COUNCIL OF SC.& IND. RESEARCH	105001	0	0	0	105001	0
31	20130081	CNF	CSIR	COUNCIL OF SC.& IND. RESEARCH	50000	0	0	0	50000	0
32	2018078	CNF	CSIR	COUNCIL OF SC.& IND. RESEARCH	50000	0	0	0	50000	0
33	20080262	CNF	DST	DEPARTMENT OF SC.& TECHNOLOGY	0	8117	0	0	0	8117
34	2017236	CNF	UPRVUN	UP RAJYA VIDYUT UTPADAN NIGAM LTD.	0	134934	0	0	0	134934
35	20100336	CNF	DDWS	DEPARTMENT OF DRINKING AND WATER SUPPLY	2495	0	0	0	2495	0
36	2014361	CNF	MDWS	MINISRY OF DRINKING WATER & SANITATION	2790	0	0	0	2790	0

37	2017361	CNF	CGBMS	CENTRE FOR GANGA RIVER BASIN MANAGEMENT AND STUDIES	0	1788140	0	1031779	0	2819919
38	20060108	CNF	IITK	INDIAN INSTITUTE OF TECHNOLOGY	0	177341	0	0	0	177341
39	2017047	CNF	MISC	MISCELLANEOUS	0	124924	0	0	0	124924
40	2017133	CNF	MISC	MISCELLANEOUS	0	33447	0	0	0	33447
41	2017134	CNF	MISC	MISCELLANEOUS	0	34582	0	5677	0	40259
42	20100241	CNF	DST	DEPARTMENT OF SC.& TECHNOLOGY	0	68958	0	0	0	68958
43	2014391	CNF	CAMECA	CAMECA SCIENCE AND METROLOGY SOLUTIONS	0	10009	0	0	0	10009
44	2017078	CNF	IUSSTF	INDO-US SCIENCE & TECHNOLOGY FORUM	0	25117	25117	0	0	0
45	2018005	CNF	MISC	MISCELLANEOUS	50000	0	0	0	50000	0
46	2017390	CNF	DST	DEPARTMENT OF SC.& TECHNOLOGY	205988	0	37612	0	243600	0
47	2014387	CNF	NOST	NATIONAL ORGANIC SYMPOSIUM TRUST	0	441642	0	0	0	441642
48	2015432	CNF	SERB	SCIENCE & ENGINEERING RESEARCH BOARD	23222	0	0	0	23222	0
49	20050211	CNF	DST	DEPARTMENT OF SC.& TECHNOLOGY	0	1688	0	0	0	1688
50	2014196	CNF	DST	DEPARTMENT OF SC.& TECHNOLOGY	500000	0	0	0	500000	0
51	2016039	CNF	DST	DEPARTMENT OF SC.& TECHNOLOGY	0	1627686	0	0	0	1627686
52	2017035	CNF	MHRD	MIN. OF HUMAN RESOURCE DEVELOP	0	211941	0	0	0	211941
53	20120077	CNF	DBT	DEPARTMENT OF BIOTECHNOLOGY	7363	0	0	0	7363	0
54	20130197	CNF	MISC	MISCELLANEOUS	19307	0	0	19307	0	0
55	2015287	CNF	MISC	MISCELLANEOUS	0	50946	0	0	0	50946
56	2016417	CNF	MHRD	MIN. OF HUMAN RESOURCE DEVELOP	0	395874	0	0	0	395874
57	2017254	CNF	MISC	MISCELLANEOUS	0	66914	0	0	0	66914

58	2016015	CNF	IITK	INDIAN INSTITUTE OF TECHNOLOGY	158178	0	0	0	158178	0
59	2017276	CNF	MHRD	MIN. OF HUMAN RESOURCE DEVELOP	0	3574	0	0	0	3574
60	20110193	CNF	IITK	INDIAN INSTITUTE OF TECHNOLOGY	46167	0	0	46167	0	0
61	2016308	CNF	R&D	R & D FUND	0	88260	0	0	0	88260
62	2018240	CNF	MHRD	MIN. OF HUMAN RESOURCE DEVELOP	0	37245	0	0	0	37245
63	20110070	CNF	MIS	MIS	191453	0	0	0	191453	0
64	2014195	CNF	COL	COMMON WEALTH OF LEARNING, VANCOUVER, CANADA	0	50001	50001	0	0	0
65	2016069	CNF	COL	COMMON WEALTH OF LEARNING, VANCOUVER, CANADA	0	10169	10169	0	0	0
66	2016435	CNF	COL	COMMON WEALTH OF LEARNING, VANCOUVER, CANADA	0	52334	52334	0	0	0
67	2019051	CNF	DST	DEPARTMENT OF SC.& TECHNOLOGY	19634	0	0	0	19634	0
68	2019105	CNF	COL	COMMON WEALTH OF LEARNING, VANCOUVER, CANADA	0	241649	241649	0	0	0
69	2019106	CNF	COL	COMMON WEALTH OF LEARNING, VANCOUVER, CANADA	0	1299268	1299268	0	0	0
70	2016046	CNF	NYU	NEW YORK UNIVERSITY	0	792218	0	0	0	792218
71	2017248	CNF	DST	DEPARTMENT OF SC.& TECHNOLOGY	129240	0	0	0	129240	0
72	2017353	CNF	MHRD	MIN. OF HUMAN RESOURCE DEVELOP	0	29388	5900	0	0	23488
73	2016477	CNF	GOOGLE	GOOGLE ONLINE INDIA PVT.LTD	0	153903	0	0	0	153903
74	2017130	CNF	NBHM	NATIONAL BOARD OF HIGHER MATHS	0	118644	0	0	0	118644

75	2018295	CNF	SERB	SCIENCE & ENGINEERING RESEARCH BOARD	0	110655	0	0	0	110655
76	2016091	CNF	MISC	MISCELLANEOUS	0	160860	0	0	0	160860
77	2018094	CNF	AMD	AMD INDIA	10041	0	0	0	10041	0
78	20060322	CNF	MOT	MINISTRY OF TEXTILES	123862	0	0	0	123862	0
79	2016122	CNF	MHRD	MIN. OF HUMAN RESOURCE DEVELOP	0	186616	0	0	0	186616
80	2015298	CNF	MHRD	MIN. OF HUMAN RESOURCE DEVELOP	0	3100000	0	0	0	3100000
81	2016062	CNF	MHRD	MIN. OF HUMAN RESOURCE DEVELOP	0	203683	0	0	0	203683
82	2015298B	CNF	MHRD	MIN. OF HUMAN RESOURCE DEVELOP	0	3026	0	0	0	3026
83	2015298E	CNF	MHRD	MIN. OF HUMAN RESOURCE DEVELOP	0	324568	0	0	0	324568
84	2016116	CNF	MHRD	MIN. OF HUMAN RESOURCE DEVELOP	0	59628	5900	0	0	53728
85	2015298D	CNF	MHRD	MIN. OF HUMAN RESOURCE DEVELOP	0	43003	0	0	0	43003
86	2015298C	CNF	MHRD	MIN. OF HUMAN RESOURCE DEVELOP	0	1069	0	0	0	1069
87	2016078	CNF	MHRD	MIN. OF HUMAN RESOURCE DEVELOP	0	56954	0	0	0	56954
88	2015298F	CNF	MHRD	MIN. OF HUMAN RESOURCE DEVELOP	0	458	0	0	0	458
89	2016136	CNF	MHRD	MIN. OF HUMAN RESOURCE DEVELOP	0	17166	0	0	0	17166
90	2015298A	CNF	MHRD	MIN. OF HUMAN RESOURCE DEVELOP	0	437187	0	0	0	437187
91	2016133	CNF	MHRD	MIN. OF HUMAN RESOURCE DEVELOP	0	65870	0	0	0	65870
92	2018364	CNF	DORA	DEAN OF RESOURCES AND ALUMNI	50262	0	0	0	50262	0
93	2018160	CNF	MISC	MISCELLANEOUS	0	85	0	0	0	85
94	20110124	CNF	BRNS	BOARD OF RESEARCH IN NUCLEAR SCIENCES	0	256627	0	0	0	256627
95	2019382	CNF	R&D	R & D FUND	0	558000	0	0	0	558000

96	2017395	CNF	MHRD	MIN. OF HUMAN RESOURCE DEVELOP	0	244887	0	0	0	244887
97	20050221	CNF	CSIR	COUNCIL OF SC.& IND. RESEARCH	125	0	0	0	125	0
98	20070215	CNF	MIB	MIN. OF INFORMATION & BRODCAST	0	438625	0	0	0	438625
99	2016394	CNF	DEITY	DEPARTMENT OF ELECTRONICS AND INFORMATION TECHNOLOGY	0	52797	0	0	0	52797
100	20060180	CNF	DST	DEPARTMENT OF SC.& TECHNOLOGY	38546	0	0	0	38546	0
101	20090205	CNF	INDOUS	INDO-US SCIENCE & TECHNOLOGY FORUM	19233	0	0	0	19233	0
102	2017384	CNF	MHRD	MIN. OF HUMAN RESOURCE DEVELOP	0	1400	0	0	0	1400
103	20090202	CNF	DST	DEPARTMENT OF SC.& TECHNOLOGY	17500	0	0	0	17500	0
104	2018504	CNF	RDSO	R.D.S.O.	0	15094	0	0	0	15094
105	2017319	CNF	MHRD	MIN. OF HUMAN RESOURCE DEVELOP	0	82635	0	0	0	82635
106	20080255	CNF	BITCOE	BSNL IITK TELECOM CENTRE OF EXCELLENCE	8259	0	0	0	8259	0
107	2014113	CNF	MISC	MISCELLANEOUS	0	710213	0	0	0	710213
108	2016358	CNF	MHRD	MIN. OF HUMAN RESOURCE DEVELOP	0	168828	0	0	0	168828
109	2017458	CNF	MHRD	MIN. OF HUMAN RESOURCE DEVELOP	0	18735	0	0	0	18735
110	20090014	CNF	LSL	LOHIA STARLINGAR LTD	0	26788	0	0	0	26788
111	20090370	CNF	GJIITK	GOLDEN JUBLIEE COMMITTE, IITK	0	1880	0	0	0	1880
112	2017046	CNF	MISC	MISCELLANEOUS	210777	0	0	0	210777	0
113	20090228	CNF	DST	DEPARTMENT OF SC.& TECHNOLOGY	97576	0	0	0	97576	0
114	2017408	CNF	CSIR	COUNCIL OF SC.& IND. RESEARCH	100000	0	0	0	100000	0

115	2019483	CNF	NSGM	NATIONAL SMART GRID MISSION	0	0	0	0	0	0
116	2018170	CNF	MHRD	MIN. OF HUMAN RESOURCE DEVELOP	0	1000	0	0	0	1000
117	20100346	CNF	DBT	DEPARTMENT OF BIOTECHNOLOGY	47189	0	0	0	47189	0
118	2017336	CNF	MISC	MISCELLANEOUS	0	189072	0	0	0	189072
119	20040005	CNF	IITK	INDIAN INSTITUTE OF TECHNOLOGY	0	4286	0	0	0	4286
120	2016161	CNF	MHRD	MIN. OF HUMAN RESOURCE DEVELOP	0	176665	0	0	0	176665
121	2016228	CNF	DST	DEPARTMENT OF SC.& TECHNOLOGY	0	46	0	0	0	46
122	20050242	CNF	AICTE	ALL INDIA COUNCIL OF TECH EDU	0	26776	0	0	0	26776
123	2015157	CNF	NADP	NADP , NAGPUR	0	5418	0	0	0	5418
124	2015446	CNF	DRDO	DEFENCE R & D ORGANISATION	0	7379	0	0	0	7379
125	20090212	CNF	II-GJ	GOLDEN JUBILEE	0	3	0	0	0	3
126	2014125	CNF	IEX	INDIAN ENERGY EXCHANGE LTD.	0	146427	143427	0	0	3000
127	2015176	CNF	FORUM	FORUM OF REGULATORS	0	57127	0	0	0	57127
128	2016123	CNF	FORUM	FORUM OF REGULATORS	0	97645	0	0	0	97645
129	2017298	CNF	FORUM	FORUM OF REGULATORS	0	2477260	2419074	0	0	58186
130	2017369	CNF	DFID	DEPARTMENT FOR INTERNATIONAL DEVELOPMENT (DFID),	0	5005773	6173605	0	1167832	0
131	2019310	CNF	MISC	MISCELLANEOUS	0	359740	0	1033510	0	1393250
132	20080002	CNF	MIS001	misc	21398	0	0	0	21398	0
133	20080138	CNF	IITK	INDIAN INSTITUTE OF TECHNOLOGY	238129	0	0	0	238129	0
134	20060222	CNF	DST	DEPARTMENT OF SC.& TECHNOLOGY	25000	0	0	0	25000	0
135	2020220	CNF	DST	DEPARTMENT OF SC.& TECHNOLOGY	0	0	248862	0	248862	0
136	2016379	CNF	MHRD	MIN. OF HUMAN RESOURCE DEVELOP	0	5750	5000	0	0	750

137	2017113	CNF	MISC	MISCELLANEOUS	1010088	0	0	0	1010088	0
138	2017129	CNF	MISC	MISCELLANEOUS	173631	0	0	0	173631	0
139	2019100	CNF	NBHM	NATIONAL BOARD OF HIGHER MATHS	40000	0	0	0	40000	0
140	2017406	CNF	MHRD	MIN. OF HUMAN RESOURCE DEVELOP	0	251215	0	0	0	251215
141	20070262	CNF	JCBL	JCBL	5878	0	0	0	5878	0
142	20080214	CNF	MOCI	MINISTRY OF COMMERCE AND INDUSTRY	0	2579381	0	0	0	2579381
143	2019517	CNF	SERB	SCIENCE & ENGINEERING RESEARCH BOARD	0	600000	600000	0	0	0
144	20100142	CNF	GJIITK	GOLDEN JUBLIEE COMMITTE, IITK	0	2	0	0	0	2
145	20130335	CNF	MISC	MISCELLANEOUS	200000	0	0	0	200000	0
146	20100276	CNF	CSIR	COUNCIL OF SC.& IND. RESEARCH	51811	0	0	0	51811	0
147	2015351	CNF	MIS	MIS	0	145990	0	0	0	145990
148	2017329	CNF	MHRD	MIN. OF HUMAN RESOURCE DEVELOP	0	38045	0	0	0	38045
149	20040280	CNF	IRDT	INSTITUTE OF RESEARCH DEVELOPMENT & TRAINING,	0	226	0	0	0	226
150	2017426	CNF	MHRD	MIN. OF HUMAN RESOURCE DEVELOP	0	50421	0	0	0	50421
151	2017159	CNF	MISC	MISCELLANEOUS	0	519859	516259	0	0	3600
152	2017216	CNF	MHRD	MIN. OF HUMAN RESOURCE DEVELOP	0	37771	0	0	0	37771
153	2019091	CNF	MHRD	MIN. OF HUMAN RESOURCE DEVELOP	778714	0	0	0	778714	0
154	2016051	CNF	HITECH	HI TECH CHEMICALS	0	472	0	0	0	472
155	2019127	CNF	MISC	MISCELLANEOUS	0	0	0	0	0	0
156	2018104	CNF	TATAST	TATA STEELS LTD.,	0	40	0	0	0	40
157	20090213	CNF	II-GJ	GOLDEN JUBILEE	0	12	0	0	0	12
158	20090340	CNF	MIS	MIS	0	3	0	0	0	3
159	2013392	CNF	DORA	DEAN OF RESOURCES AND ALUMNI	0	43283	0	0	0	43283
160	20040139	CNF	DST	DEPARTMENT OF SC.& TECHNOLOGY	0	277498	0	0	0	277498

161	20070083	CNF	DST	DEPARTMENT OF SC.& TECHNOLOGY	0	2795	0	0	0	2795
162	2018200	CNF	MISC	MISCELLANEOUS	0	25424	0	0	0	25424
163	20100188	CNF	DST	DEPARTMENT OF SC.& TECHNOLOGY	0	77390	0	0	0	77390
164	20070281	CNF	MHRD	MIN. OF HUMAN RESOURCE DEVELOP	0	2995	0	0	0	2995
165	2018177	CNF	MHRD	MIN. OF HUMAN RESOURCE DEVELOP	0	239610	0	0	0	239610
166	2017472	CNF	DST	DEPARTMENT OF SC.& TECHNOLOGY	0	2043	0	0	0	2043
167	2015381	CNF	MIS	MIS	0	57	0	0	0	57
168	20060139	CNF	MHRD	MIN. OF HUMAN RESOURCE DEVELOP	74609	0	0	0	74609	0
169	20080270	CNF	DST	DEPARTMENT OF SC.& TECHNOLOGY	5000	0	0	0	5000	0
		CNF Total			6222122	30906558	11834177	6867163	7610954	27328376
1	19980120	CON	ISRO	INDIAN SPACE RES. ORGANIZATION	37005	0	0	0	37005	0
2	2013358	CON	STUP	STUP CONSULTANTS PVT. LTD	0	12074	0	0	0	12074
3	2015240	CON	SVEC	SHREE VIJAYA ENGG.& CONSTRUCTION PVT.LTD	0	2245	0	0	0	2245
4	2016066	CON	STUP	STUP CONSULTANTS PVT. LTD	0	2000812	0	0	0	2000812
5	2017085	CON	BGRES	BGR ENERGY SYSTEMS LIMITED	0	143092	143092	0	0	0
6	2017149	CON	BGRES	BGR ENERGY SYSTEMS LIMITED	0	889941	848968	0	0	40973
7	2017155	CON	BGRES	BGR ENERGY SYSTEMS LIMITED	0	749601	749601	0	0	0
8	2017156	CON	BGRES	BGR ENERGY SYSTEMS LIMITED	0	112350	84489	0	0	27861
9	2017257	CON	THERMA	THERMAX	0	1064945	1064945	0	0	0
10	2017258	CON	THERMA	THERMAX	0	1522785	1522785	0	0	0
11	2017260	CON	IHEL	ISGEC HEAVY ENGINEERING LIMITED	0	22251	10104	0	0	12147

12	2018014	CON	MISC	MISCELLANEOUS	0	5289979	582333	0	0	4707646
13	2018165	CON	SIMPLE	SIMPLEX INFRA STRUCTURE LTD	0	8026	8026	0	0	0
14	2018289	CON	L&T	LARSEN & TOUBRO LIMITED	0	702325	702325	0	0	0
15	2018290	CON	L&T	LARSEN & TOUBRO LIMITED	0	859135	859135	0	0	0
16	2018424	CON	GEPIL	GE POWER INDIA LIMITED NOIDA	0	843855	843855	0	0	0
17	2018438	CON	L&T	LARSEN & TOUBRO LIMITED	0	860000	0	0	0	860000
18	2018439	CON	L&T	LARSEN & TOUBRO LIMITED	0	2770735	281535	0	0	2489200
19	2018440	CON	GEPIL	GE POWER INDIA LIMITED NOIDA	0	842970	0	0	0	842970
20	2018441	CON	GEPIL	GE POWER INDIA LIMITED NOIDA	0	835875	450000	0	0	385875
21	2018442	CON	GEPIL	GE POWER INDIA LIMITED NOIDA	0	1642970	0	0	0	1642970
22	2019021	CON	CICPL	CARITAS INFRA CONSULTING PVT. LTD.	0	2259424	2059424	0	0	200000
23	2019084	CON	GEPIL	GE POWER INDIA LIMITED NOIDA	0	751274	136560	0	0	614714
24	2019206	CON	GE	GE INDIA TEHNOLOGY CENTRE PVT. LTD.	0	1440000	122250	0	0	1317750
25	2019207	CON	GE	GE INDIA TEHNOLOGY CENTRE PVT. LTD.	0	1040000	122250	0	0	917750
26	2019286	CON	L&T	LARSEN & TOUBRO LIMITED	0	728000	0	189750	0	917750
27	2019287	CON	L&T	LARSEN & TOUBRO LIMITED	0	672000	0	165750	0	837750
28	2019288	CON	L&T	LARSEN & TOUBRO LIMITED	0	728000	0	230093	0	958093
29	2019360	CON	L&T	LARSEN & TOUBRO LIMITED	0	2352000	0	719250	0	3071250
30	2019442	CON	L&T	LARSEN & TOUBRO LIMITED	0	672000	0	169500	0	841500
31	2020037	CON	GE	GE INDIA TEHNOLOGY CENTRE PVT. LTD.	0	0	0	1920000	0	1920000
32	2020086	CON	L&T	LARSEN & TOUBRO LIMITED	0	0	0	870892	0	870892
33	2020141	CON	TATA	DATAPRO ELECTRONICS	0	0	0	2240000	0	2240000
34	2020142	CON	TATA	DATAPRO ELECTRONICS	0	0	0	1600000	0	1600000
35	2020227	CON	TEECL	TECHNO ELECTRIC & ENGINEERING CO. LTD.	0	0	0	960000	0	960000

36	2020321	CON	TPL	TPL GULERMAK KAARIMNAGAR JVI, KARMNAGAR, TELENGANA	0	0	0	2240000	0	2240000
37	20130005	CON	AR POL	AR POLYMERS PVT.LTD	0	4501	0	0	0	4501
38	2020224	CON	NTPC	NTPC	0	0	0	302000	0	302000
39	20090082	CON	ARDE	ARMAMENT RES & DEV ESTABLISH.	0	1665	0	0	0	1665
40	20100035	CON	MIS	MIS	62591	0	0	0	62591	0
41	20100380	CON	ADRDE	AERIAL DELIVERY RESEARCH AND DEVELOPMENT ESTABLISHMENT	0	1091	0	0	0	1091
42	2015024	CON	MIS	MIS	0	1947821	1694452	0	0	253369
43	2015407	CON	DRDO	DEFENCE R & D ORGANISATION	0	379559	0	0	0	379559
44	2016318	CON	TASL	TATA ADVANCED SYSTEMS LIMITED	0	9000	0	323392	0	332392
45	2017083	CON	L&T	LARSEN & TOUBRO LIMITED	0	21458	21192	0	0	266
46	20130014	CON	GTRE	GAS TURBINE RESEARCH ESTABLISHMENT	0	22224	0	0	0	22224
47	2016294	CON	SAIL	STEEL AUTHORITY OF INDIA	0	45471	45471	0	0	0
48	20120046	CON	P&W	PRATT & WHITNEY	0	4265	0	0	0	4265
49	2015170	CON	HPCL	HINDUSTAN PETROLEUM CORPORATION LIMITED	65746	0	0	65746	0	0
50	2017421	CON	TBRL	TERMINAL BALLISTICS RESEARCH LABORATORY (TBRL), DRDO	112262	0	0	120905	0	8643
51	2018423	CON	BCIPL	BLOOM COMBUSTION INDIA PVT. LTD.	0	84000	0	67797	0	151797
52	2019259	CON	AGIPL	AIRBUS GROUP INDIA PRIVATE LIMITED	0	637248	765081	0	127833	0
53	2019343	CON	CTIPL	CUMMINS TECHNOLOGIES INDIA PVT LTD	0	138494	39970	0	0	98524
54	2020054	CON	ADE	AERONAUTICAL DEVELOPMENT ESTABLISHMENT	0	0	0	1291986	0	1291986
55	2020421	CON	HPCL	HINDUSTAN PETROLEUM CORPORATION LIMITED	0	0	153000	0	153000	0

56	2019245	CON	OFB	ORDNANCE FACTORY BAREILLY	0	422247	422247	0	0	0
57	2014164	CON	HAL	HINDUSTAN AERONAUTICS LTD	0	308183	314800	0	6617	0
58	2016002	CON	WRMS	WEATHER RISK MANAGEMENT SERVICE PVT.LTD.	0	1	0	0	0	1
59	2016431	CON	ADE	AERONAUTICAL DEVELOPMENT ESTABLISHMENT	0	3797609	3949888	0	152279	0
60	2020056	CON	ASTDYS	ASYMMETRIC TECHNOLOGIES DYSL AST KOLKATA	0	0	0	2374958	0	2374958
61	2020422	CON	GAIL	GAS AUTHORITY OF INDIA LTD	0	0	4320	0	4320	0
62	2017104	CON	DRDO	DEFENCE R & D ORGANISATION	30263	0	0	0	30263	0
63	2019366	CON	MHI	MITSUBISHI HEAVY INDUSTRIES LTD	0	1940428	1940428	0	0	0
64	20040044	CON	MIS001	misc	0	425	0	0	0	425
65	20070263	CON	MIS001	misc	0	8509	0	0	0	8509
66	20100331	CON	UPSE	UTTAR PRADESH STOCK EXCHANGE	0	800	0	0	0	800
67	2019017	CON	CSC	CSC E GOVERNANCE SERVICES INDIA LTD	0	100486	0	42376	0	142862
68	2019116	CON	UPPCL	UTTAR PRADESH POWER CORPORATION LTD.	0	175031	10000	0	0	165031
69	2020405	CON	CSC	CSC E GOVERNANCE SERVICES INDIA LTD	0	0	0	906250	0	906250
70	20020327	CON	RDSO	R.D.S.O.	0	2900000	0	0	0	2900000
71	20020328	CON	RDSO	R.D.S.O.	0	2250000	0	0	0	2250000
72	20010071	CON	IT&E	DEVELOPMENT & APPLICATION OF U.P. SPATIAL DECISION SUPPORT SYSTEM	1155	0	0	0	1155	0
73	20110054	CON	HNBEPL	HNB ENGINEERS PVT. LTD	0	2	0	0	0	2

74	19970046	CON	PTPS	PARICHHA THERMAL POWER STATION	0	48900	0	0	0	48900
75	20060061	CON	MDC	MAUDAHA DAM CONSTRUCTION DIVISION-1	0	343	0	0	0	343
76	20070311	CON	IOF	INDIAN ORDINANCE FACTORY	0	1	0	0	0	1
77	93115	CON	CPCBCE	CPCB CENTRAL POLLU.CONT.BOARD	0	3400	0	0	0	3400
78	20070296	CON	P&G	PROCTOR & GAMBLE	0	400632	400000	0	0	632
79	20080037	CON	ASSOTE	ASSOTECH	0	2500	0	0	0	2500
80	20030104	CON	MIS001	misc	0	75454	0	0	0	75454
81	20030209	CON	MIS001	misc	0	185598	0	0	0	185598
82	20070118	CON	MOEF	MINISTRY OF ENVIRONMENT AND FOREST	0	1	0	0	0	1
83	20080185	CON	UPCB	U.P. POLLUTION CONTROL BOARD	0	55652	0	0	0	55652
84	20090022	CON	MOEF	MINISTRY OF ENVIRONMENT AND FOREST	0	296943	0	0	0	296943
85	20090083	CON	UNICEF	UNITED NATIONS CHILDRENS FUND	0	444726	0	0	0	444726
86	20090136	CON	MEF	MIN. OF ENVIRONMENT & FOREST	0	54833	0	0	0	54833
87	20100264	CON	GNIDA	GREATER NOIDA INDUSTRIAL DEVELOPMENT AUTHORITY	0	560000	560000	0	0	0
88	20100275	CON	GNIDA	GREATER NOIDA INDUSTRIAL DEVELOPMENT AUTHORITY	0	4285700	4285700	0	0	0
89	20110051	CON	HNBEPL	HNB ENGINEERS PVT. LTD	0	599779	0	0	0	599779
90	20110057	CON	GSJ	GSJ	0	942883	0	0	0	942883
91	20110060	CON	UPG	UPG	0	29649	0	0	0	29649
92	20130075	CON	MISC	MISCELLANEOUS	121025	0	0	0	121025	0
93	20130353	CON	BIPCC	BANTHAR INDUSTRIAL POLLUTION CONTROL COMPANY	0	5047	0	0	0	5047
94	2015017	CON	WWF-I	WWF- INDIA	0	238274	0	0	0	238274

95	2016111	CON	MOWRG	MINISTRY OF WATER RESOURCES, RIVER DEVELOPMENT & GANGA REJUVENATION	0	7568	0	0	0	7568
96	2016462	CON	ILPL	IQBAL LEATHERS PVT. LTD.	0	100000	0	0	0	100000
97	2017030	CON	CPCB	CENTRAL POLLUTION CONTROL BOARD	0	445000	0	0	0	445000
98	2017360	CON	SBM	SWACHH BHARAT MISSION (GRAMIN) - UP	0	1038393	0	0	0	1038393
99	2018453	CON	GNIDA	GREATER NOIDA INDUSTRIAL DEVELOPMENT AUTHORITY	0	360000	0	0	0	360000
100	2019047	CON	WWF-I	WWF- INDIA	0	264600	0	0	0	264600
101	2020081	CON	WWF-I	WWF- INDIA	0	0	0	735375	0	735375
102	20040162	CON	NEDA	NON-CONVENTIONAL ENERGY DEVELOPMENT AGENCY, UP	778	0	0	0	778	0
103	20040311	CON	NTPC	NTPC	0	170	0	0	0	170
104	20060319	CON	ASP	ASIA PACIFIC NETWORK	0	1	0	0	0	1
105	20070170	CON	CRCCAR	CRC CARE PTY LTD	0	1	0	0	0	1
106	2018369	CON	MISC	MISCELLANEOUS	0	97324	0	97953	0	195277
107	20100324	CON	NLC	NEYVELI LIGNITE CORPORATION LIMITED	0	482	0	0	0	482
108	20130206	CON	CB	CANTONMENT BOARD	0	26984	0	0	0	26984
109	2016220	CON	NKL	NANO KERNEL LTD.	0	124200	0	0	0	124200
110	2015164	CON	LDA	LUCKNOW DEVELOPMENT AUTHORITY	0	0	0	19709	0	19709
111	2018368	CON	MISC	MISCELLANEOUS	0	109626	0	443170	0	552796
112	2018445	CON	MISC	MISCELLANEOUS	0	158054	0	455499	0	613553
113	2018502	CON	IITR	INDIAN INSTITUTE OF TECHNOLOGY ROORKEE UTTARAKHAND	0	13290	0	168552	0	181842
114	2018503	CON	IITR	INDIAN INSTITUTE OF TECHNOLOGY ROORKEE UTTARAKHAND	0	46459	0	343451	0	389910

115	2019122	CON	IITR	INDIAN INSTITUTE OF TECHNOLOGY ROORKEE UTTARAKHAND	0	311578	0	47103	0	358681
116	2020030	CON	SCPLB	SHANKARANARAYANA CONSTRUCTION PVT LTD	0	0	0	5000	0	5000
117	2020059	CON	BGRES	BGR ENERGY SYSTEMS LIMITED	0	0	0	106710	0	106710
118	2020164	CON	UPRNN	U.P.RAJKIYA NIRMAN NIGAM	0	0	0	283000	0	283000
119	20080054	CON	NHAI	NATIONAL HIGHWAY AUTHORITY OF INDIA	0	38215	0	0	0	38215
120	2018142	CON	MISC	MISCELLANEOUS	0	1571495	124368	0	0	1447127
121	2019155	CON	SUEZIL	SUEZ INDIA PRIVATE LIMITED	6102	0	0	0	6102	0
122	2019490	CON	APAJV	AJAY PRAKASH ASSOCIATES (JV)	0	320000	0	0	0	320000
123	2020053	CON	IPL	INDIA PESTICIDES LIMITED	0	0	0	320000	0	320000
124	2020179	CON	RAMKYI	RAMKY INFRASTRUCTURE LTD.	0	0	0	0	0	0
125	20080003	CON	ENVIRO	ENVIROTECH INSTRUMENT PVT LTD	0	682275	0	1477610	0	2159885
126	20120277	CON	LDA	LUCKNOW DEVELOPMENT AUTHORITY	0	72443	0	0	0	72443
127	2015175	CON	UPSIDC	U.P.SMALL INDUSTRY DEV.CORPN.	0	67	0	0	0	67
128	20030294	CON	BURGEA	BURGE AP/ETI, CEDEX FRANCE	0	1157	0	0	0	1157
129	20040192	CON	CPCB	CENTRAL POLLUTION CONTROL BOARD	0	386	0	0	0	386
130	20080356	CON	CPCB	CENTRAL POLLUTION CONTROL BOARD	0	2201	0	0	0	2201
131	20100279	CON	UPCB	U.P. POLLUTION CONTROL BOARD	88489	0	0	455915	0	367426
132	20110012	CON	LUPINM	LUPIN MANDI	0	888	0	0	0	888
133	20110198	CON	CPCB	CENTRAL POLLUTION CONTROL BOARD	0	25251	0	0	0	25251

134	20130132	CON	DOENV	DEPARTMENT OF ENVIRONMENT	0	39461	0	0	0	39461
135	2018020	CON	RSPCB	RAJASTHAN STATE POLLUTION CONTROL BOARD (RSPCB)	0	16378	0	60122	0	76500
136	2018391	CON	HINDAL	HINDALCO INDUSTRIES LTD.	0	501960	0	0	0	501960
137	2019009	CON	RSPCB	RAJASTHAN STATE POLLUTION CONTROL BOARD (RSPCB)	0	480000	480000	0	0	0
138	2019134	CON	VEDA	VEDANTA LIMITED CHENNAI	0	864	0	30136	0	31000
139	2019160	CON	CSE	CENTRE FOR SCIENCE AND ENVIRONMENT	0	0	0	11200	0	11200
140	2019281	CON	TSPL	TALWANDI SABO POWER LIMITED	0	175000	175000	0	0	0
141	2019331	CON	UNEP	UNITED NATIONS ENVIRONMENT PROGRAMME	0	1917182	1591485	0	0	325697
142	2019384	CON	NPL	NABHA POWER LIMITED	0	324000	168000	0	0	156000
143	2020012	CON	ICCT	ICCT USA	0	0	0	1054697	0	1054697
144	2020129	CON	VEDANT	VEDANTA BALCO KORBA	0	0	0	312200	0	312200
145	2020167	CON	UPCB	U.P. POLLUTION CONTROL BOARD	0	0	0	1718000	0	1718000
146	20070247	CON	UNDP	UNITED NATION DEVELOP PROGRAM	0	100000	0	0	0	100000
147	20080324	CON	ASI	ARCHAEOLOGICAL SURVEY OF INDIA	0	3830	0	0	0	3830
148	20090190	CON	GSDMA	GUJARAT STATE DISASTER MANAGEMENT AUTHORITY	0	1700	0	0	0	1700
149	20100046	CON	L&TG	L&T	0	5346	0	0	0	5346
150	20100189	CON	L&T-GU	L&T-GULF	0	7	0	0	0	7
151	20110075	CON	RAJAGO	RAJAGOPURAM TEMPLE SRIRANGAM, TIRUCHIRAPALLI	0	2762	0	0	0	2762
152	20050266	CON	TATAST	TATA STEELS LTD.,	0	19866	0	0	0	19866
153	20070073	CON	MIS001	misc	0	9250	0	0	0	9250
154	2014069	CON	PNC	PNC INFRATECH LIMITED	124	0	0	0	124	0

155	2015137	CON	PNCK	PNC KANPUR HIGHWAYS LIMITED	24051	0	0	24051	0	0
156	2016325	CON	SGRI	SAINT GOBAIN RESEARCH INDIA	0	518410	500000	0	0	18410
157	2017051	CON	RIL	RELIANCE INDUSTRIES LTD., MUMBAI	0	949935	900000	0	0	49935
158	2017084	CON	NTPC	NTPC	0	543507	543507	0	0	0
159	2018352	CON	UPSBC	U.P. STATE BRIDGE CORPORATION	0	331494	300000	0	0	31494
160	2018487	CON	PNCAGR	PNC INFRATECH LTD AGRA	0	32000	32000	0	0	0
161	2019080	CON	DFCCIL	DEDICATED FREIGHT CORRIDOR CORPORATION OF INDIA LTD. (DFCCIL)	0	360000	360000	0	0	0
162	2019234	CON	PNCAGR	PNC INFRATECH LTD AGRA	0	576000	576000	0	0	0
163	2019349	CON	GE	GE INDIA TEHNOLOGY CENTRE PVT. LTD.	0	320000	320000	0	0	0
164	2020266	CON	DPJCI	D P JAIN & INFRASTRUCTURE PVT LTD	0	0	0	1627118	0	1627118
165	2020299	CON	PNC	PNC INFRATECH LIMITED	0	0	0	296000	0	296000
166	20080298	CON	GICL	GICL	0	5847	0	0	0	5847
167	20110097	CON	DRDO	DEFENCE R & D ORGANISATION	55873	0	0	0	55873	0
168	2016297	CON	CADMIN	CHANDIGARH ADMINISTRATION	0	61976	0	0	0	61976
169	20130127	CON	RDSO	R.D.S.O.	0	36	0	0	0	36
170	2018287	CON	PNCAGR	PNC INFRATECH LTD AGRA	0	0	0	0	0	0
171	2018288	CON	PNCAGR	PNC INFRATECH LTD AGRA	0	0	0	0	0	0
172	2018475	CON	LIC	LIFE INSURANCE CORPORATION	0	1733	1733	0	0	0
173	2018501	CON	KEPL	KANWAR ENTERPRISES PVT. LTD.	0	10000	10000	0	0	0
174	2018533	CON	GPL	GAYATRI PROJECTS LIMITED	3040	0	0	3040	0	0
175	2019014	CON	OSEPL	ORIENTAL STRUCTURAL ENGINEERS PVT. LIMITED	0	7603	7603	0	0	0
176	2019022	CON	PNC	PNC INFRATECH LIMITED	0	6690	6690	0	0	0
177	2019023	CON	PNC	PNC INFRATECH LIMITED	0	10001	3040	0	0	6961
178	2019052	CON	GRIPL	GR INFRAPROJECTS LTD.	0	142	142	0	0	0

179	2019053	CON	IHEL	ISGEC HEAVY ENGINEERING LIMITED	0	425696	425696	0	0	0
180	2019175	CON	NTPC	NTPC	0	3498556	548225	0	0	2950331
181	2019210	CON	EPMPL	ESSAR POWER MP LTD	0	0	0	0	0	0
182	2019217	CON	GPL	GAYATRI PROJECTS LIMITED	0	179200	10150	0	0	169050
183	2019231	CON	MBPL	MEHROTRA BUILDCON PVT. LTD.	0	600	600	0	0	0
184	2019267	CON	UPAV	U.P. AVAS VIKAS	0	2164	0	0	0	2164
185	2019464	CON	KCEC	KAISER CONSTRUCTION ENGINEERS & CONTRACTORS	0	27899	27899	0	0	0
186	2019535	CON	KEPL	KANWAR ENTERPRISES PVT. LTD.	0	0	0	5000	0	5000
187	2020045	CON	NTPC	NTPC	0	0	0	176190	0	176190
188	2020158	CON	NTPC	NTPC	0	0	0	91150	0	91150
189	2020177	CON	APCO	APCO INFRATECH PVT. LTD.	0	0	0	333730	0	333730
190	2020178	CON	ABL	ASHOKA BUILDCON LIMITED	0	0	0	8599	0	8599
191	2020186	CON	FGUTPP	FEROZ GANDHI UNCHAHAR THERMAL POWER PROJECT	0	0	0	5280	0	5280
192	2020213	CON	APCO	APCO INFRATECH PVT. LTD.	0	0	0	10000	0	10000
193	2020214	CON	DBL	M/S DILIP BUILDCON LIMITED	0	0	0	2150	0	2150
194	2020236	CON	DBL	M/S DILIP BUILDCON LIMITED	0	0	0	4960	0	4960
195	2020270	CON	GPL	GAYATRI PROJECTS LIMITED	0	0	0	500	0	500
196	2020358	CON	UPAV	U.P. AVAS VIKAS	0	0	0	88185	0	88185
197	2018524	CON	UPGOVT	UP GOVERNMENT	0	6734	0	0	0	6734
198	20050172	CON	NHAI	NATIONAL HIGHWAY AUTHORITY OF INDIA	6598	0	0	0	6598	0
199	20060153	CON	MIS001	misc	0	12455	0	0	0	12455
200	20080007	CON	IWAI	INLAND WATERWAYS AUTHORITY OF INDIA	1918	0	0	0	1918	0
201	20080182	CON	UPSBC	U.P. STATE BRIDGE CORPORATION	4735	0	0	0	4735	0
202	20090099	CON	UPSIDC	U.P.SMALL INDUSTRY DEV.CORPN.	0	1	0	0	0	1
203	20090127	CON	SENG	SAMSUNG ENGINEERING	0	10	0	0	0	10

204	20090272	CON	PWD	PWD	0	1636	0	0	0	1636
205	20100301	CON	TECHNO	TECHNO CARE (ENGINEERS & CONSULTANTS)	0	800	0	0	0	800
206	20060083	CON	EXECUT	EXECUTIVE ENGINEER(C)III	0	854	0	0	0	854
207	20060105	CON	UPJN	U P JAL NIGAM	916	0	0	0	916	0
208	20080187	CON	GEIB/R	GRANSON ENGINEER (I)B/R	0	2335	0	0	0	2335
209	20090294	CON	LDA	LUCKNOW DEVELOPMENT AUTHORITY	0	1796	0	0	0	1796
210	2020018	CON	PRISMJ	PRISM JOHNSON	0	0	0	338983	0	338983
211	2020369C	CON	UPSIDA	UP STATE INDUSTRIAL DEVELOPMENT AUTHORITY	0	0	0	26218	0	26218
212	2018469	CON	RVNL	RAIL VIKAS NIGAM LIMITED KANPUR	1086	0	0	0	1086	0
213	2019034	CON	RVNL	RAIL VIKAS NIGAM LIMITED KANPUR	0	103635	103635	0	0	0
214	2020282	CON	AGEL	ADANI GREEN ENERGY LIMITED	0	0	0	0	0	0
215	2020282A	CON	AGEL	ADANI GREEN ENERGY LIMITED	0	0	0	500250	0	500250
216	2015263	CON	MISC	MISCELLANEOUS	0	45653	0	7739	0	53392
217	2016130	CON	MISC	MISCELLANEOUS	0	1268702	1059403	0	0	209299
218	2016238	CON	MISC	MISCELLANEOUS	0	2853872	1312622	0	0	1541250
219	2017070	CON	LIC	LIFE INSURANCE CORPORATION	0	0	0	0	0	0
220	2017377	CON	LDSC	LUCKNOW DIVISION SHARDA CANAL	0	452222	452096	0	0	126
221	2017453	CON	CPWD	CENTRAL PUBLIC WORKS DEPARTMENT	0	387123	0	317200	0	704323
222	2018166	CON	PWD	PWD	0	368030	7924	0	0	360106
223	2018242	CON	BBJ	THE BRAITHWAITE BURN & JESSOP CONSTRUCTION COMPANY LTD	0	1120000	0	0	0	1120000
224	2018243	CON	RBI	RBI	0	1509880	1445600	0	0	64280
225	2018253	CON	CPWD	CENTRAL PUBLIC WORKS DEPARTMENT	0	791921	905287	0	113366	0
226	2018315	CON	MISC	MISCELLANEOUS	0	1625723	934919	0	0	690804

227	2018383	CON	IDUP	IRRIGATION DEPARTMENT MAURANIPUR	0	1676617	40000	0	0	1636617
228	2018457	CON	RBI	RBI	0	1165143	99382	0	0	1065761
229	2018552	CON	UPJN	U P JAL NIGAM	0	1339593	1339593	0	0	0
230	2019227	CON	UPRSV	UTTAR PRADESH RAJYA SAMPATI VIBHAG	0	1571381	482031	0	0	1089350
231	2019254	CON	GARRIS	M/S THE GARRISON ENGINEER	0	821211	821211	0	0	0
232	2019255	CON	UPJN	U P JAL NIGAM	0	300060	255500	0	0	44560
233	2019290	CON	LIC	LIFE INSURANCE CORPORATION	0	1711793	1711793	0	0	0
234	2019371	CON	UPAV	U.P. AVAS VIKAS	0	1072098	72900	0	0	999198
235	2019519	CON	UPSIDA	UP STATE INDUSTRIAL DEVELOPMENT AUTHORITY	0	3234000	0	37735	0	3271735
236	2019527	CON	DIPL	DEXTRA INDIA PVT LTD	0	868000	210028	0	0	657972
237	2020101	CON	CPWD	CENTRAL PUBLIC WORKS DEPARTMENT	0	0	0	116672	0	116672
238	2020194	CON	RITL	RAHEE INFRATECH LIMITED	0	0	0	718257	0	718257
239	2020206	CON	MISC	MISCELLANEOUS	0	0	0	484430	0	484430
240	2020228	CON	ICD-I	IRRIGATION CONSTRUCTION DIVISION-I	0	0	0	936369	0	936369
241	2020382	CON	RBI	RBI	0	0	0	473123	0	473123
242	2019277	CON	PWD	PWD	0	30183	0	0	0	30183
243	2016276	CON	L&TC	L&T CONSTRUCTION	0	1	0	0	0	1
244	2017139	CON	MISC	MISCELLANEOUS	0	580732	0	683663	0	1264395
245	2017487	CON	AFCON	AFCON INFRSTRUCTURE LIMITED	0	1	0	0	0	1
246	2019054	CON	MMJS	MADAN MOHAN JAIN & SONS	0	140700	78000	0	0	62700
247	2019266	CON	RSMML	RSMML RAJASTHAN	0	2000	2000	0	0	0
248	2019521	CON	UPRNN	U.P. RAJKIYA NIRMAN NIGAM	0	136800	136800	0	0	0
249	2020096	CON	MISC	MISCELLANEOUS	0	0	0	88800	0	88800
250	2020119	CON	MISC	MISCELLANEOUS	0	0	0	34409	0	34409
251	2020143	CON	UPJN	U P JAL NIGAM	0	0	0	0	0	0
252	2020217	CON	UPJN	U P JAL NIGAM	0	0	0	0	0	0
253	2020257	CON	UPJN	U P JAL NIGAM	0	0	0	0	0	0

254	2020258	CON	TEECL	TECHNO ELECTRIC & ENGINEERING CO. LTD.	0	0	0	0	0	0
255	2020355	CON	PGCIL	POWER GRID CORPORATION OF INDIA LIMITED	0	0	0	286883	0	286883
256	2015363	CON	UPSIDC	U.P.SMALL INDUSTRY DEV.CORPN.	286250	0	0	0	286250	0
257	2017201	CON	L&TC	L&T CONSTRUCTION	0	398278	398278	0	0	0
258	2019364	CON	GE	GE INDIA TEHNOLOGY CENTRE PVT. LTD.	0	120000	120000	0	0	0
259	2019377	CON	L&T	LARSEN & TOUBRO LIMITED	0	630000	330000	0	0	300000
260	2020135	CON	PNC	PNC INFRATECH LIMITED	0	0	0	2999	0	2999
261	2020237	CON	MISC	MISCELLANEOUS	0	0	100	0	100	0
262	2020238	CON	L&T	LARSEN & TOUBRO LIMITED	0	0	0	376604	0	376604
263	2020246	CON	GSIIPL	GEOSYS INDIA INSTRASFRUCTURES PVT. LTD.	0	0	0	80000	0	80000
264	2020369B	CON	UPSIDA	UP STATE INDUSTRIAL DEVELOPMENT AUTHORITY	0	0	0	826400	0	826400
265	2020369	CON	UPSIDA	UP STATE INDUSTRIAL DEVELOPMENT AUTHORITY	0	0	0	0	0	0
266	2020369A	CON	UPSIDA	UP STATE INDUSTRIAL DEVELOPMENT AUTHORITY	0	0	0	313838	0	313838
267	2020219	CON	UPSIDA	UP STATE INDUSTRIAL DEVELOPMENT AUTHORITY	0	0	0	18000	0	18000
268	2016323	CON	EPI	ENGINEERING PROJECT (INDIA) LTD.	0	85135	0	0	0	85135
269	2017454	CON	MISC	MISCELLANEOUS	0	124688	0	17970	0	142658
270	2020420	CON	SCTCPL	M/S. SHIVAM CONCRETE TECHNOLOGY PRIVATE LIMITED	0	0	0	390800	0	390800
271	2020308	CON	SAF	SMALL ARMS FACTORY	0	0	0	40000	0	40000
272	2019244	CON	UPPTCL	UPPTCL	0	54329	54329	0	0	0
273	2020033	CON	UPPTCL	UPPTCL	0	0	0	238563	0	238563
274	2020282B	CON	AGEL	ADANI GREEN ENERGY LIMITED	0	0	0	80000	0	80000

275	2017033	CON	RSPCB	RAJASTHAN STATE POLLUTION CONTROL BOARD (RSPCB)	133384	0	0	1213678	0	1080294
276	2017481	CON	UPCB	U.P. POLLUTION CONTROL BOARD	0	169620	0	2305190	0	2474810
277	2018073	CON	CPCB	CENTRAL POLLUTION CONTROL BOARD	0	1955566	1582188	0	0	373378
278	2018123	CON	CPCB	CENTRAL POLLUTION CONTROL BOARD	0	3530	0	0	0	3530
279	2018216	CON	ALAI	ALUMINIUM ASSOCIATION OF INDIA	0	33725	0	0	0	33725
280	2019095	CON	HPCB	HIMACHAL POLLUTION CONTROL BOARD, SHIMLA	0	2342779	1453968	0	0	888811
281	2019383	CON	CECB	CHATTISGARH ENVIRONMENT CONSERVATION BOARD	0	3974400	2226021	0	0	1748379
282	2019498	CON	UPCB	U.P. POLLUTION CONTROL BOARD	1120500	0	0	3913253	0	2792753
283	2019520	CON	TERI	THE ENERGY RESOURCE INSTITUTE	0	0	0	764049	0	764049
284	2020014	CON	CAIACC	CLEAN AIR INITIATIVE FOR ASIAN CITIES CENTER	0	0	0	32080	0	32080
285	2020015	CON	MPPCB	MADHYA PRADESH POLLUTION CONTROL BOARD	0	0	0	1459516	0	1459516
286	2020367	CON	ANN	AGRA NAGAR NIGAM	0	0	189000	0	189000	0
287	2020424	CON	TPCB	TELANGANA STATE POLLUTION CONTROL BOARD	0	0	459000	0	459000	0
288	2017436	CON	RLS	RESPIRER LIVING SCIENCES PVT. LTD.	0	200	200	0	0	0
289	20120283	CON	SAMSUN	SAMSUNG	298	0	0	0	298	0
290	2015248	CON	AIL	AARTI INDUSTRIES LIMITED	16033	0	0	0	16033	0
291	2019223	CON	MISC	MISCELLANEOUS	0	85521	54716	0	0	30805
292	2019305	CON	KENTRO	KENT RO SYSTEMS LIMITED	0	531290	1294208	0	762918	0
293	2018584	CON	SNU	SHIV NADAR UNIVERSITY	0	1098301	0	788128	0	1886429
294	20030127	CON	JO	JUBILANT ORGNOSYS	0	98536	0	0	0	98536

295	20060166	CON	ITC	INDIA THERMIT CORPORATION	0	37147	0	0	0	37147
296	20070091	CON	AOR	AGARWAL OIL REFINERY	0	257	0	0	0	257
297	20050095	CON	CHEVRO	CHEVRON	0	2884	0	0	0	2884
298	20070096	CON	CHEVRO	CHEVRON	0	115289	0	0	0	115289
299	20120143	CON	UNILEV	UNILEVER LIMITED	0	140450	0	0	0	140450
300	2018124	CON	SHELL	SHELL	0	200	0	0	0	200
301	20110290	CON	UPL	UNITED PHOSPHORUS LIMITED	60000	0	0	0	60000	0
302	20120209	CON	UNILEV	UNILEVER LIMITED	23820	0	0	0	23820	0
303	20130031	CON	UNILEV	UNILEVER LIMITED	77800	0	0	0	77800	0
304	20130263	CON	UNILEV	UNILEVER LIMITED	57800	0	0	0	57800	0
305	2015193	CON	UNILEV	UNILEVER LIMITED	0	1	0	0	0	1
306	2016281	CON	UNILEV	UNILEVER LIMITED	0	1542453	0	0	0	1542453
307	2017218	CON	SHELL	SHELL	0	75000	0	0	0	75000
308	2017268	CON	RLL	DR. REDDY'S LABORATOTRIES LIMITED	40000	0	0	0	40000	0
309	2017520	CON	UPL	UNITED PHOSPHORUS LIMITED	0	23200	0	0	0	23200
310	2018327	CON	SCJUS	SC JOHNSON US	1318	0	0	1318	0	0
311	2018392	CON	UNILEV	UNILEVER LIMITED	0	436808	0	0	0	436808
312	2018583	CON	UPL	UNITED PHOSPHORUS LIMITED	0	24000	0	0	0	24000
313	2019506	CON	UPL	UNITED PHOSPHORUS LIMITED	216000	0	0	216000	0	0
314	2020404	CON	UNILEV	UNILEVER LIMITED	0	0	78750	0	78750	0
315	2019088	CON	ABPL	AKAMARA BIOMEDICINE PVT LTD	0	188135	188135	0	0	0
316	2019330	CON	UNILEV	UNILEVER LIMITED	0	517200	369607	0	0	147593
317	2017312	CON	TIHC	TRANS INTEGRA HEALTH CARE P. LTD.	0	46560	0	0	0	46560
318	2018507	CON	KFCL	KANPUR FERTILIZER AND CEMENT LIMITED	0	115182	115182	0	0	0
319	20120194	CON	ANGLO	ANGLO AMERICAN NORTE	0	1706	0	0	0	1706
320	2017344	CON	AIL	AARTI INDUSTRIES LIMITED	0	491999	491999	0	0	0

321	2018518	CON	PTMLUK	PILKINGTON TECHNOLOGY MANAGEMENT LIMITED UNITED KINGDOM	601	0	0	601	0	0
322	2018519	CON	PTMLUK	PILKINGTON TECHNOLOGY MANAGEMENT LIMITED UNITED KINGDOM	0	116149	116149	0	0	0
323	2018384	CON	STERL	STERLITE TECHONOLOGIES LTD	0	907512	907512	0	0	0
324	2020147	CON	ELILY	EL LILLY AND COMPANY INDIANAPOLIS	0	0	0	99084	0	99084
325	20040226	CON	NRGN	NEUROGEN CORPORATION	219693	0	0	0	219693	0
326	20060248	CON	NEUROG	NEUROGEN CORPORATION	10869	0	0	0	10869	0
327	20130163	CON	UNILEV	UNILEVER LIMITED	0	54218	0	0	0	54218
328	2015114	CON	UNILEV	UNILEVER LIMITED	0	34227	0	0	0	34227
329	2017479	CON	UNILEV	UNILEVER LIMITED	0	858302	858302	0	0	0
330	2020298	CON	GPHARM	GLANDPHARMA HYDERABAD	0	0	0	0	0	0
331	2018294	CON	IOPL	INVICTUS ONCOLOGY PRIVATE LIMITED	0	85	0	0	0	85
332	20130319	CON	WHIRLP	WHIRPOOL OF INDIA LIMITED	0	1	0	0	0	1
333	20100219	CON	INTEL	INTEL TECHNOLOGY INDIA PVT.LTD.	0	2	0	0	0	2
334	20000264	CON	UPTT	U.P. TRADE TAX	0	16671	16671	0	0	0
335	20060283	CON	GM	GENERAL MOTORS INDIA PVT.LTD.	0	5702	5702	0	0	0
336	20090049	CON	IGR	INSPECTOR GENERAL OF REGISTRATION.	0	24654	24654	0	0	0
337	20120233	CON	SWISS	SWISS KFH-DC	0	23982	23982	0	0	0
338	2016382	CON	MISC	MISCELLANEOUS	0	528649	446483	0	0	82166
339	2016446	CON	CC	CENTER FOR CURIOSITY	0	179826	179826	0	0	0
340	2017196	CON	COL	COMMON WEALTH OF LEARNING, VANCOUVER, CANADA	0	6784	6784	0	0	0
341	2019289	CON	SILM	STATE INFORMATICS LTD., MAURITIUS	0	230061	0	0	0	230061

342	2020140	CON	COL	COMMON WEALTH OF LEARNING, VANCOUVER, CANADA	0	0	0	1437973	0	1437973
343	20110100	CON	NABARD	NABARD	0	325045	0	0	0	325045
344	20000204	CON	AVAYA	AVAYA RESEARCH NJ	2	0	0	0	2	0
345	20010058	CON	MICSO	MICROSOFT CORPORATION	0	41776	0	0	0	41776
346	20040084	CON	NBRI	NATIONAL BOTANICAL RESEARCH INSTITUTE	1330	0	0	0	1330	0
347	20050029	CON	NBRI	NATIONAL BOTANICAL RESEARCH INSTITUTE	171	0	0	0	171	0
348	20060163	CON	MIS001	misc	0	957	0	0	0	957
349	20090357	CON	NEHU	NEHU	0	50	0	0	0	50
350	20100361	CON	EEC	ELECTRONIC EQUIPMENT COMPANY PVT. LTD.	0	58	0	0	0	58
351	20060187	CON	INTEL	INTEL TECHNOLOGY INDIA PVT.LTD.	0	1	0	0	0	1
352	20050313	CON	INFOSY	INFOSYS TECHNOLOGIES LTD.	0	1	0	0	0	1
353	20060251	CON	NXPSEM	NXP SEMICONDUCTER (FOUNDED BY PHILIPS)	0	31421	0	0	0	31421
354	20060260	CON	MCIT	MINISTRY OF COMMUNICATION & INFORMATION TECHNOLOGY	84000	0	0	0	84000	0
355	20070076	CON	NISG	NISG	0	469576	0	0	0	469576
356	20070309	CON	MIS001	misc	0	431	0	0	0	431
357	20080337	CON	AIDE	ADVANIDE	0	169	0	0	0	169
358	2017460	CON	JKLU	JK LAKSHMIPAT UNIVERSITY	0	18100	0	0	0	18100
359	94141	CON	CEPL	COMPUTER EXCHANGE PVT LTD	0	20187	0	0	0	20187
360	95219	CON	VSL	VERTI SOFTWARE (I) LTD	0	121653	0	0	0	121653
361	C93125	CON	EOPL	EUROLINK OVERSEAS PVT LTD	0	6600	0	0	0	6600
362	20040089	CON	MIS001	misc	0	21176	0	0	0	21176
363	2020230	CON	NAHI	NATIONAL HIGHWAYS AUTHORITY OF INDIA	0	0	0	4540646	0	4540646
364	19990053	CON	MIS001	misc	0	1130	0	0	0	1130

365	2019150	CON	CDAC	CENTRE FOR DEVELOPMENT OF ADVANCED COMPUTING	0	125000	125000	0	0	0
366	20120211	CON	INTEL	INTEL CORPORATION	45775	0	0	0	45775	0
367	2020138	CON	UPPCL	UTTAR PRADESH POWER CORPORATION LTD.	0	0	0	0	0	0
368	2016314	CON	FACE	FACEFIRST, INC.	0	22175	0	0	0	22175
369	2020136	CON	ISPL	INDOSAW PVT LTD	0	0	0	60000	0	60000
370	2019443	CON	PSPCL	PUNJAB STATE POWER CORPORATION LIMITED	0	0	0	0	0	0
371	2017141G	CON	MARUTI	MARUTI SUZUKI INDIA LIMITED	0	25800	0	0	0	25800
372	2017141E	CON	MARUTI	MARUTI SUZUKI INDIA LIMITED	0	84000	0	0	0	84000
373	19970320	CON	MIS001	misc	0	24374	0	0	0	24374
374	19970303	CON	MISC	MISCELLANEOUS	0	37485	0	0	0	37485
375	2019216	CON	HAL	HINDUSTAN AERONAUTICS LTD	0	1017083	1017083	0	0	0
376	2019226	CON	MMAD	MMAD COMMUNICATIONS PVT LTD	0	332083	332083	0	0	0
377	2020319	CON	OLF	OPTO ELECTRONICS FACTORY	0	0	0	937842	0	937842
378	20090178	CON	GEGRB	GE GLOBAL RESEARCH,BANGLORE	0	351	0	0	0	351
379	2014073	CON	PGCI	POWER GRID CORP. OF INDIA	0	22310	0	0	0	22310
380	2016288	CON	NTPC	NTPC	0	1016416	0	0	0	1016416
381	20030260	CON	NEOMAG	NEOMAGIC	19898	0	0	0	19898	0
382	20100018	CON	QUALCO	QUALCOMM	0	244969	0	0	0	244969
383	2017386	CON	TCIL	THE TINPLATE COMPANY OF INDIA LIMITED	0	0	0	9304	0	9304
384	2019528	CON	MKU	MKU LIMITED	0	0	0	505402	0	505402
385	2016351	CON	TCS	TATA CONSULTANCY SERVICES	0	2987	0	0	0	2987
386	2020307	CON	UPSIDA	UP STATE INDUSTRIAL DEVELOPMENT AUTHORITY	0	0	0	537499	0	537499
387	2015283	CON	UPNEDA	UPNEDA	0	25000	0	0	0	25000
388	2015370	CON	NTPC	NTPC	0	194877	0	0	0	194877

389	2020115	CON	MKU	MKU LIMITED	0	0	0	231250	0	231250
390	20060179	CON	BOEING	BOEING	0	214114	0	0	0	214114
391	20060199	CON	MIS001	misc	0	7312	0	0	0	7312
392	20080237	CON	MS	MANTHAN SEMICONDUCTORS	0	92708	0	0	0	92708
393	2017266	CON	BEL	BHARAT ELECTRONICS LIMITED	0	0	0	0	0	0
394	2020094	CON	SL	SAANKHYA LABS	0	0	0	555000	0	555000
395	20110099	CON	GEGR	GE GLOBAL RESEARCH	0	1	0	0	0	1
396	2014296	CON	HAL	HINDUSTAN AERONAUTICS LTD	0	5	0	0	0	5
397	2017151	CON	LGSI	LG SOFT INDIA PRIVATE LIMITED	0	24407	0	0	0	24407
398	2017502	CON	EPLN	ENTREMONDE POLYCOATERS LTD., NASHIK	0	61780	0	0	0	61780
399	2019076	CON	KESCO	KESCO, KANPUR	0	57570	169110	0	111540	0
400	2019146	CON	CESCL	CESC LIMITED	0	15500	0	0	0	15500
401	2020190	CON	UPPTCL	UPPTCL	0	0	0	0	0	0
402	2020286	CON	AGEL	ADANI GREEN ENERGY LIMITED	0	0	0	406000	0	406000
403	2019067	CON	PDAL	PINNACLE DIGITAL ANALYTICS (P) LIMITED	0	96200	0	0	0	96200
404	2016287	CON	NTPC	NTPC	0	0	0	0	0	0
405	2016289	CON	NTPC	NTPC	0	1572	0	17610	0	19182
406	2020255	CON	PUVVNL	PUVVNL VARANASI	0	0	0	211990	0	211990
407	2017228	CON	MOWR	MINISTRY OF WATER RESOURCES	0	3119	0	0	0	3119
408	2017229	CON	MOWR	MINISTRY OF WATER RESOURCES	0	266	0	0	0	266
409	2017368	CON	DFID	DEARTMENT FOR INTERNATIONAL DEVELOPMENT (DFID),	0	3172	0	0	0	3172
410	2017464	CON	DCDM	DISTRICT COLLECTOR AND DISTRICT MAGISTRATE	0	3935	0	0	0	3935
411	2018203	CON	TOEPL	TECHNOMECH OIL AND ENERGY PVT LTD	0	385931	180084	0	0	205847
412	2019350	CON	WWF-I	WWF- INDIA	0	103194	100000	0	0	3194

413	2020007	CON	NMCG	NATIONAL MISION FOR CLEAN GANGA	0	0	0	2266	0	2266
414	2020043	CON	WWF-I	WWF- INDIA	0	0	0	386250	0	386250
415	2016468	CON	L&T-GU	L&T-GULF	0	6542	0	0	0	6542
416	2020354	CON	HPSWB	HIMACHAL PRADESH STATE WAQF BOARD SHIMLA	0	0	0	47121	0	47121
417	2019320	CON	GSWB	GUJARAT STATE WAQF BOARD	0	117878	0	1769108	0	1886986
418	2019393	CON	APSWB	ANDHRA PRADESH STATE WAQF BOARD	0	321585	319843	0	0	1742
419	2019485	CON	PSWB	PUNJAB STATE WAQF BOARD	0	1826336	1041575	0	0	784761
420	2018168	CON	MISC	MISCELLANEOUS	0	92320	74338	0	0	17982
421	20060336	CON	MOT	MINISTRY OF TEXTILES	157287	0	0	0	157287	0
422	2018070	CON	SARD	SOCIETY FOR ALL ROUND DEVELOPMENT	0	6875	0	0	0	6875
423	19980240	CON	LML	LML	0	17022	0	0	0	17022
424	19990254	CON	NSF	NATIONAL SCIENCE FOUNDATION	0	229948	0	0	0	229948
425	2016020	CON	UPERC	UTTAR PRADESH ELECTRICITY REGULATORY COMMISSION	0	367152	0	0	0	367152
426	2017188	CON	UPPCL	UTTAR PRADESH POWER CORPORATION LTD.	0	78324	0	0	0	78324
427	2019538	CON	CSERC	CHHATTISGARH STATE ELECTRICITY REGULATORY COMMISSION	0	0	0	744822	0	744822
428	2020440	CON	IRTPF	IITK RESEARCH AND TECHNOLOGY PARK FOUNDATION (IRTPF)	0	0	216000	0	216000	0
429	20130023	CON	STPL	SAHAJANAND TECHNOLOGIES (P) LTD. SURAT	0	10825	0	0	0	10825
430	2020154	CON	MOD	MINISTRY OF DEFENCE	0	0	0	360	0	360
431	20030076	CON	HAL	HINDUSTAN AERONAUTICS LTD	0	49	0	0	0	49
432	20040158	CON	MIS001	misc	0	902	0	0	0	902

433	20090009	CON	PMDM	PM DIMENSIONS, MUMBAI	0	2681	0	0	0	2681
434	20130103	CON	DRDO	DEFENCE R & D ORGANISATION	0	1	0	0	0	1
435	2018313	CON	EDCIL	EDCIL (INDIA) LIMITED	0	7628	0	0	0	7628
436	20020230	CON	RDSO	R.D.S.O.	11262	0	0	0	11262	0
437	20070168	CON	FORBES	FORBES	49939	0	0	0	49939	0
438	20100068	CON	RDSO	R.D.S.O.	7750	0	0	0	7750	0
439	20040119	CON	CMERI	CENTRAL MECHANICAL ENGINEERING RESEARCH INSTITUTE	0	21	0	0	0	21
440	20060014	CON	HAL	HINDUSTAN AERONAUTICS LTD	131	0	0	0	131	0
441	20060041	CON	MIS001	misc	20	0	0	0	20	0
442	20080198	CON	GPI	GREEN PEACE INDIA	0	15634	0	0	0	15634
443	20130112	CON	GAIL	GAS AUTHORITY OF INDIA LTD	0	38550	0	0	0	38550
444	2015072	CON	HAL	HINDUSTAN AERONAUTICS LTD	0	59215	0	0	0	59215
445	2019025	CON	MISC	MISCELLANEOUS	0	170904	79310	0	0	91594
446	2020128	CON	TAFE	TAFE MOTORS AND TRACTORS LTD ALWAR	0	0	0	2030000	0	2030000
447	20070191	CON	LSL	LOHIA STARLINGAR LTD	0	2000	0	0	0	2000
448	20090260	CON	MISC	MISCELLANEOUS	0	211799	211799	0	0	0
449	2014114	CON	ADRDE	AERIAL DELIVERY RESEARCH AND DEVELOPMENT ESTABLISHMENT	0	5869	0	0	0	5869
450	2019533	CON	JPCIPL	JPC INFRATECH P LTD.	0	166102	196608	0	30506	0
451	2020254	CON	MISC	MISCELLANEOUS	0	0	0	13186	0	13186
452	2020414	CON	JPC	J.P.CONSTRUCTION	0	0	0	135594	0	135594
453	2020397	CON	AFS	AIR FORCE STATION	0	0	0	99848	0	99848
454	2020082	CON	UPRNN	U.P.RAJKIYA NIRMAN NIGAM	0	0	0	0	0	0
455	2020273	CON	UPRNN	U.P.RAJKIYA NIRMAN NIGAM	0	0	4000	0	4000	0
456	20120222	CON	CEAT	CEAT LIMITED	3114	0	0	0	3114	0
457	20130240	CON	OFKNP	ORDINANCE FACTORY KANPUR	0	548	0	0	0	548

458	2014159	CON	OFKNP	ORDINANCE FACTORY KANPUR	1250	0	0	0	1250	0
459	2017320	CON	GCFJ	GUN CARRIAGE FACTORY JABALPUR	0	69820	0	20270	0	90090
460	2017401	CON	OFFPK	ORDNANCE FACTORY PROJECT KORWA	0	916720	916720	0	0	0
461	2017409	CON	GCF	GUN CARRIAGE FACTORY, JABALPUR	0	653327	550206	0	0	103121
462	2018061	CON	OFMK	ORDNANCE FACTORY, MEDAK	0	862812	690288	0	0	172524
463	2018109	CON	OFKNP	ORDINANCE FACTORY KANPUR	0	845406	97810	0	0	747596
464	2019238	CON	AFOJH	BRD AIRFORCE STATION OJHAR NASHIK	0	285887	0	245865	0	531752
465	2015151	CON	HBPL	HECTOR BEVERAGES P LIMITED	0	147810	147810	0	0	0
466	2015180	CON	HBPL	HECTOR BEVERAGES P LIMITED	0	2000	2000	0	0	0
467	2019509	CON	AMIDC	AMIDC AUTOMATION TECHNOLOGIES PVT. LTD.	0	212882	212882	0	0	0
468	2020338	CON	MERL	MITSUBISHI ELECTRIC RESEARCH LABORATORIES	0	0	0	573154	0	573154
469	2020267	CON	CSPL	CLIMATENZA SOLAR PVT LTD	0	0	0	182390	0	182390
470	2020399	CON	APPPL	AIRSHED PLANNING PROFESSIONALS PRIVATE LIMITED	0	0	0	8000	0	8000
471	2018278	CON	UPPCL	UTTAR PRADESH POWER CORPORATION LTD.	0	3186834	3186834	0	0	0
472	2020304	CON	UPPCL	UTTAR PRADESH POWER CORPORATION LTD.	0	0	0	0	0	0
473	2020400	CON	UPPCL	UTTAR PRADESH POWER CORPORATION LTD.	0	0	0	399	0	399
474	CMT9216	CON	MISC	MISCELLANEOUS	0	5000	0	0	0	5000
475	CMT9002	CON	MISC	MISCELLANEOUS	0	1115	0	0	0	1115
476	19970180	CON	PTPS	PARICHHA THERMAL POWER STATION	0	28700	0	0	0	28700
477	CMT94125	CON	MISC	MISCELLANEOUS	0	4000	0	0	0	4000

478	CMT6	CON	MISC	MISCELLANEOUS	6055	0	0	0	6055	0
479	2014395	CON	VSSL	VARDHMAN SPECIAL STEELS LTD.	873620	0	0	0	873620	0
480	2019380	CON	CIRL	CALDERYS INDIA REFRACTORIES LTD.	0	162000	100000	0	0	62000
481	2019459	CON	SUNFST	SUNFLAG STEEL	0	200000	111826	0	0	88174
482	96145	CON	MISC	MISCELLANEOUS	0	33750	0	0	0	33750
483	20100007	CON	SCL(SH	SCL (SHREE CEMENT LTD)	395	0	0	0	395	0
484	20020306	CON	HAL	HINDUSTAN AERONAUTICS LTD	0	19780	0	0	0	19780
485	20030187	CON	MIS001	misc	0	12034	0	0	0	12034
486	CMT9302	CON	MISC	MISCELLANEOUS	0	4571	0	0	0	4571
487	20010146	CON	TISCO	TATA IRON & STEEL COMPANY	0	2403	0	0	0	2403
488	20050100	CON	TEGA	TEGA INDUSTRIES	0	12672	0	0	0	12672
489	20090131	CON	IK	INTERRALT KOLKATTA	0	57114	0	0	0	57114
490	20010264	CON	MIS001	misc	0	4053	0	0	0	4053
491	20070196	CON	RPG	RPG	6627	0	0	0	6627	0
492	20060182	CON	JINDAL	JINDAL STAINLESS LIMITED	0	52	0	0	0	52
493	2016343	CON	IOF	INDIAN ORDINANCE FACTORY	0	320	0	0	0	320
494	2017302	CON	TATAST	TATA STEELS LTD.,	0	148513	0	360000	0	508513
495	2019176	CON	TATAST	TATA STEELS LTD.,	0	24811	0	973561	0	998372
496	2019425	CON	TCL	TITAN COMPANY LIMITED	0	0	0	200000	0	200000
497	2019468	CON	CPOGSL	CONTROL PLUS OIL & GAS SOLUTIONS PVT LTD	27000	0	0	27000	0	0
498	2019477	CON	TATAST	TATA STEELS LTD.,	0	0	0	250000	0	250000
499	2019491	CON	LOHIA	LOHIA CORP. LTD.	0	108000	108000	0	0	0
500	2020065	CON	LOHIA	LOHIA CORP. LTD.	0	0	0	0	0	0
501	2020282C	CON	AGEL	ADANI GREEN ENERGY LIMITED	0	0	0	250000	0	250000
502	2014227	CON	ELENIX	ELENIX INC.	0	12	0	0	0	12
503	2018310	CON	MKUL	MKU LIMITED	300	0	0	0	300	0
504	2019158	CON	MPMIPL	MOMENTIVE PERFORMANCE MATERIALS (INDIA) PRIVATE LIMITED	0	55466	28500	0	0	26966
505	2016372	CON	LOHIA	LOHIA CORP. LTD.	0	47757	0	0	0	47757

506	2017480	CON	LOHIA	LOHIA CORP. LTD.	19200	0	0	0	19200	0
507	2018257	CON	CIEBA	CIEBA INCORPORATION	0	60611	60611	0	0	0
508	2015008	CON	ARAI	THE AUTOMOTIVE RESEARCH ASSOCIATION OF INDIA	0	3258	0	0	0	3258
509	2015339	CON	TCS	TATA CONSULTANCY SERVICES	0	310781	310781	0	0	0
510	2018523	CON	CSTEP	CENTER FOR STUDY OF SCIENCE TECHNOLOGY AND POLICY	0	6071912	6071912	0	0	0
511	2019211	CON	SF	SHAKTI FOUNDATION	0	5068852	3496281	0	0	1572571
512	2019540	CON	DEPL	DEVIC EARTH PVT LTD	0	0	0	451092	0	451092
513	2020111	CON	MPCB	MAHARASHTRA POLLUTION CONTROL BOARD	0	0	0	746205	0	746205
514	2020137	CON	SADC	SWISS AGENCY FOR DEVELOPMENT AND COOPERATION	0	0	0	380206	0	380206
515	2020151	CON	NHSRC	NATIONAL HEALTH SYSTEMS RESOURCE CENTRE	0	0	0	2687245	0	2687245
516	2020438	CON	CSTEP	CENTER FOR STUDY OF SCIENCE TECHNOLOGY AND POLICY	0	0	365339	0	365339	0
517	2017385	CON	IHEL	ISGEC HEAVY ENGINEERING LIMITED	0	620000	0	0	0	620000
518	2018458	CON	BHEL	BHARAT HEAVY ELECT LTD	0	545600	0	561100	0	1106700
519	2019159	CON	AGEL	ADANI GREEN ENERGY LIMITED	0	856800	0	377400	0	1234200
520	2019161	CON	VSSC	VSSC	0	966000	966000	0	0	0
521	2019162	CON	VSSC	VSSC	0	1161400	1161400	0	0	0
522	2019181	CON	RIL	RELIANCE INDUSTRIES LTD., MUMBAI	0	1015323	1015323	0	0	0
523	2019196	CON	VSSC	VSSC	0	3555767	3555767	0	0	0
524	2019221	CON	HPL	HALDIA PETROCHEMICALS LIMITED KOLKATA	0	828000	0	851000	0	1679000
525	2019230	CON	GIPL	GANGES INTERNATIONAL P. LTD.	0	627200	627200	0	0	0

526	2019260	CON	L&TS&L	L&T SARGENT & LUNDY LIMITED VODODARA	0	1257818	0	0	0	1257818
527	2019342	CON	SEIL	SEMBCORP ENERGY INDIA LIMITED	0	1116000	0	0	0	1116000
528	2019345	CON	BHEL	BHARAT HEAVY ELECT LTD	0	0	0	0	0	0
529	2019346	CON	BHEL	BHARAT HEAVY ELECT LTD	0	222809	135000	0	0	87809
530	2019347	CON	BHEL	BHARAT HEAVY ELECT LTD	0	222458	0	543000	0	765458
531	2019348	CON	THERMA	THERMAX	0	948600	0	0	0	948600
532	2019385	CON	RRI	RR ISPAT	0	400000	0	0	0	400000
533	2019489	CON	SACBG	SHRIRAM ALKALI & CHEMICALS BHARUCH GUJARAT	0	540000	521000	0	0	19000
534	2019529	CON	VSSC	VSSC	0	0	0	0	0	0
535	2020064	CON	THERMA	THERMAX	0	0	0	907502	0	907502
536	2020088	CON	APPL	AMBICA POLES PRIVATE LIMITED	0	0	0	108000	0	108000
537	2020145	CON	SPTC	SPECTRUM TECHNO CONSULTANTS PVT LTD	0	0	0	414391	0	414391
538	2020148	CON	RNSPL	RENEW SOLAR POWER PRIVATE LIMITED,GURUGRAM	0	0	0	792000	0	792000
539	2020161	CON	RNSPL	RENEW SOLAR POWER PRIVATE LIMITED,GURUGRAM	0	0	0	788268	0	788268
540	2013393	CON	HMEL	HPCL-MITTAL ENERGY LIMITED	0	610694	0	0	0	610694
541	2013395	CON	ADRDE	AERIAL DELIVERY RESEARCH AND DEVELOPMENT ESTABLISHMENT	0	1	0	0	0	1
542	2016486	CON	SEL	M/S SUZION ENERGY LIMITED	0	751304	0	0	0	751304
543	2017062	CON	NTPC	NTPC	0	4064009	4064009	0	0	0
544	2017063	CON	NTPC	NTPC	0	220244	220244	0	0	0
545	2017166	CON	HSL	HINDUSTAN SHIPYARD LTD.	0	2978174	1159000	0	0	1819174
546	2017367	CON	BHEL	BHARAT HEAVY ELECT LTD	0	324543	0	0	0	324543
547	2018011	CON	L&T	LARSEN & TOUBRO LIMITED	0	3284296	502750	0	0	2781546

548	2018175	CON	HIDCO	WEST BENGAL HOUSING INFRASTRUCTURE DEVELOPMENT CORPORATION LTD.,KOLKATA	0	1612036	0	64600	0	1676636
549	2018312	CON	GRSEL	GARDEN REACH SHIPBUILDERS & ENGINEERS LTD.	0	0	0	2756696	0	2756696
550	2019215	CON	TATASL	TATA SKY LTD	0	281886	0	96000	0	377886
551	2020209	CON	PEPL	PES ENGINEERS PRIVATE LIMITED	0	0	0	2261419	0	2261419
552	2020221	CON	VSSC	VSSC	0	0	0	3132804	0	3132804
553	2020225	CON	NEMPL	NIKE ENERGY MFG.PVT.LIMITED	0	0	0	500000	0	500000
554	2020226	CON	VSSC	VSSC	0	0	0	805000	0	805000
555	2020264	CON	DBPL	DB POWER LIMITED	0	0	0	536500	0	536500
556	2020352	CON	RNSPL	RENEW SOLAR POWER PRIVATE LIMITED,GURUGRAM	0	0	0	666000	0	666000
557	2020361	CON	STCPL	SPECTRUM TECHNO CONSULTANTS PVT LTD	0	0	0	647500	0	647500
558	20090168	CON	IISERB	IISER BHOPAL	0	22	22	0	0	0
559	2015420	CON	MISC	MISCELLANEOUS	0	142081	31262	0	0	110819
560	2013362	CON	UNILEV	UNILEVER LIMITED	0	1336	0	0	0	1336
561	2014321	CON	UNILEV	UNILEVER LIMITED	0	903	0	0	0	903
562	2018361	CON	BHELH	BHARAT HEAVY ELECTRICALS LTD. HYDERABAD	0	107612	94878	0	0	12734
563	95058	CON	MISC	MISCELLANEOUS	0	240477	0	0	0	240477
564	20020193	CON	BARC	BHABHA ATOMIC RESEARCH CENTRE	3191	0	0	0	3191	0
565	20040229	CON	THIL	THREADS INDIA LIMITED	0	1789	0	0	0	1789
566	19970273	CON	SAIL	STEEL AUTHORITY OF INDIA	77816	0	0	0	77816	0
567	2014337	CON	MISC	MISCELLANEOUS	0	903343	903343	0	0	0
568	2019542	CON	HPFD	HIMACHAL PRADESH FOREST DEPARTMENT	0	0	0	0	0	0
		CON Total			4284256	175289886	91254665	84694440	5266433	169711838
1	20000292	DON	SUN	SUN MICRO SYSTEMS	0	39686	0	0	0	39686

2	2018431	DON	DORA	DEAN OF RESOURCES AND ALUMNI	652273	0	0	0	652273	0
3	2019332	DON	DORA	DEAN OF RESOURCES AND ALUMNI	24900	0	0	23463	1437	0
4	2019462	DON	PREIPL	PRESCIENCE INSILICO PRIVATE LIMITED	0	0	0	0	0	0
5	2018308	DON	DORA	DEAN OF RESOURCES AND ALUMNI	648631	0	446958	0	1095589	0
6	2020095	DON	DORA	DEAN OF RESOURCES AND ALUMNI	0	0	0	0	0	0
7	20040141	DON	IITK	INDIAN INSTITUTE OF TECHNOLOGY	0	36730	0	0	0	36730
		DON Total			1325804	76416	446958	23463	1749299	76416
1	19980093	DPA	IITK	INDIAN INSTITUTE OF TECHNOLOGY	0	20480	0	0	0	20480
2	93053	DPA	IITK	INDIAN INSTITUTE OF TECHNOLOGY	0	1136274	94825	0	0	1041449
3	93046	DPA	IITK	INDIAN INSTITUTE OF TECHNOLOGY	0	20012481	0	2976405	0	22988886
4	20020253	DPA	IITK	INDIAN INSTITUTE OF TECHNOLOGY	0	18462667	0	2246929	0	20709596
5	20000305	DPA	IITK	INDIAN INSTITUTE OF TECHNOLOGY	0	43951	0	0	0	43951
6	9255	DPA	IITK	INDIAN INSTITUTE OF TECHNOLOGY	0	6397549	758499	0	0	5639050
7	19970025	DPA	IITK	INDIAN INSTITUTE OF TECHNOLOGY	0	163120	0	524235	0	687355
8	9246	DPA	IITK	INDIAN INSTITUTE OF TECHNOLOGY	0	35743476	0	2304307	0	38047783
9	2017467	DPA	IITK	INDIAN INSTITUTE OF TECHNOLOGY	0	2777118	923121	0	0	1853997
10	93052	DPA	IITK	INDIAN INSTITUTE OF TECHNOLOGY	0	2514319	0	296974	0	2811293
11	20090312	DPA	IITK	INDIAN INSTITUTE OF TECHNOLOGY	0	47085	0	0	0	47085
12	20090148	DPA	IITK	INDIAN INSTITUTE OF TECHNOLOGY	0	3051339	0	617411	0	3668750

13	2020389	DPA	IITK	INDIAN INSTITUTE OF TECHNOLOGY	0	0	0	1589320	0	1589320
14	2019085	DPA	IITK	INDIAN INSTITUTE OF TECHNOLOGY	0	113187	0	251176	0	364363
15	93045	DPA	IITK	INDIAN INSTITUTE OF TECHNOLOGY	0	8324024	0	2139651	0	10463675
16	19970053	DPA	IITK	INDIAN INSTITUTE OF TECHNOLOGY	0	894216	0	289486	0	1183702
17	93054	DPA	IITK	INDIAN INSTITUTE OF TECHNOLOGY	0	3984698	35972	0	0	3948726
18	2014123	DPA	IITK	INDIAN INSTITUTE OF TECHNOLOGY	0	134076	88876	0	0	45200
19	2015054	DPA	IITK	INDIAN INSTITUTE OF TECHNOLOGY	0	710318	0	77100	0	787418
20	9222	DPA	IITK	INDIAN INSTITUTE OF TECHNOLOGY	0	12658853	62535	0	0	12596318
21	20020176	DPA	IITK	INDIAN INSTITUTE OF TECHNOLOGY	0	1600570	0	67808	0	1668378
22	19980028	DPA	IITK	INDIAN INSTITUTE OF TECHNOLOGY	0	4715550	0	0	0	4715550
23	2017064	DPA	IITK	INDIAN INSTITUTE OF TECHNOLOGY	0	1195332	0	169694	0	1365026
24	9262	DPA	IITK	INDIAN INSTITUTE OF TECHNOLOGY	0	22548228	0	3384188	0	25932416
25	20110183	DPA	IITK	INDIAN INSTITUTE OF TECHNOLOGY	0	588165	0	0	0	588165
26	20130344	DPA	IITK	INDIAN INSTITUTE OF TECHNOLOGY	0	6048475	0	66733	0	6115208
27	20000318	DPA	IITK	INDIAN INSTITUTE OF TECHNOLOGY	0	570778	0	969724	0	1540502
28	95198	DPA	IITK	INDIAN INSTITUTE OF TECHNOLOGY	0	745961	0	75067	0	821028
29	93047	DPA	IITK	INDIAN INSTITUTE OF TECHNOLOGY	0	2188324	0	207767	0	2396091
30	9265	DPA	IITK	INDIAN INSTITUTE OF TECHNOLOGY	0	5129199	0	472501	0	5601700

31	93050	DPA	IITK	INDIAN INSTITUTE OF TECHNOLOGY	0	4911547	0	1134496	0	6046043
32	9286	DPA	IITK	INDIAN INSTITUTE OF TECHNOLOGY	0	18621977	0	729572	0	19351549
33	93049	DPA	IITK	INDIAN INSTITUTE OF TECHNOLOGY	0	16046721	0	1870434	0	17917155
34	93048	DPA	IITK	INDIAN INSTITUTE OF TECHNOLOGY	0	392405	0	45000	0	437405
35	2018081	DPA	IITK	INDIAN INSTITUTE OF TECHNOLOGY	0	1180169	0	1143867	0	2324036
36	2020429	DPA	IITK	INDIAN INSTITUTE OF TECHNOLOGY	0	0	0	4972000	0	4972000
37	93051	DPA	IITK	INDIAN INSTITUTE OF TECHNOLOGY	0	809310	0	19824	0	829134
38	19990224	DPA	IITK	INDIAN INSTITUTE OF TECHNOLOGY	0	165438388	0	14568526	0	180006914
39	20130193	DPA	IITK	INDIAN INSTITUTE OF TECHNOLOGY	0	194998	39200	0	0	155798
40	9248	DPA	IITK	INDIAN INSTITUTE OF TECHNOLOGY	0	9405373	0	912733	0	10318106
41	20050025	DPA	IITK	INDIAN INSTITUTE OF TECHNOLOGY	0	9395944	0	2549327	0	11945271
42	2020331	DPA	IITK	INDIAN INSTITUTE OF TECHNOLOGY	0	0	0	205905	0	205905
43	20050219	DPA	IITK	INDIAN INSTITUTE OF TECHNOLOGY	0	98811	0	4123877	0	4222688
		DPA Total			0	389015456	2003028	51002037	0	438014465
1	DUMMY	DUM	MISC	MISCELLANEOUS	0	67982934	53187471	0	0	14795463
		DUM Total			0	67982934	53187471	0	0	14795463
1	20090301	EMF	UGC	UNIVERSITY GRANTS COMMISSION	0	29738	0	0	0	29738
		EMF Total			0	29738	0	0	0	29738
1	2018034	END	DORA	DEAN OF RESOURCES AND ALUMNI	0	0	0	0	0	0
2	19990168	END	DORA	DEAN OF RESOURCES AND ALUMNI	0	0	0	0	0	0

3	2020410	END	DORA	DEAN OF RESOURCES AND ALUMNI	0	0	200000	0	200000	0
4	2016476	END	SLPL	SURAJ LOGISTIX PVT. LTD.	0	0	0	0	0	0
5	20070260	END	DORA	DEAN OF RESOURCES AND ALUMNI	0	0	0	0	0	0
6	20020260	END	DORA	DEAN OF RESOURCES AND ALUMNI	0	103921	0	0	0	103921
7	19990070	END	DORA	DEAN OF RESOURCES AND ALUMNI	1919	0	0	1919	0	0
8	20030163	END	DORA	DEAN OF RESOURCES AND ALUMNI	2295938	0	0	2295938	0	0
9	2014014	END	DORA	DEAN OF RESOURCES AND ALUMNI	0	0	0	0	0	0
10	19980213	END	DORA	DEAN OF RESOURCES AND ALUMNI	0	0	0	0	0	0
11	2017045	END	DORA	DEAN OF RESOURCES AND ALUMNI	0	0	0	0	0	0
12	2017037	END	DORA	DEAN OF RESOURCES AND ALUMNI	16052	0	27431	0	43483	0
13	2017043	END	DORA	DEAN OF RESOURCES AND ALUMNI	0	59796	0	0	0	59796
14	2020181	END	DORA	DEAN OF RESOURCES AND ALUMNI	0	0	748707	0	748707	0
15	20130164	END	DORA	DEAN OF RESOURCES AND ALUMNI	0	0	0	0	0	0
16	20130153	END	DORA	DEAN OF RESOURCES AND ALUMNI	1606725	0	0	1606725	0	0
17	20050363	END	DORA	DEAN OF RESOURCES AND ALUMNI	0	4050000	0	0	0	4050000
18	2018449	END	RAHMAN	RAHMAN INDUSTRIES LTD.	0	163720	163720	0	0	0
19	2018461	END	DORA	DEAN OF RESOURCES AND ALUMNI	0	0	0	0	0	0
20	2020067	END	DORA	DEAN OF RESOURCES AND ALUMNI	0	0	0	0	0	0
21	2014240	END	DORA	DEAN OF RESOURCES AND ALUMNI	0	399643	297360	0	0	102283

22	2015238	END	DORA	DEAN OF RESOURCES AND ALUMNI	0	0	0	0	0	0
23	2018450	END	DORA	DEAN OF RESOURCES AND ALUMNI	0	0	0	0	0	0
24	2018451	END	DORA	DEAN OF RESOURCES AND ALUMNI	0	0	0	0	0	0
25	2020022	END	PIPL	PORTESCAP INDIA PRIVATE LIMITED	0	0	0	0	0	0
26	2020023	END	PIPL	PORTESCAP INDIA PRIVATE LIMITED	0	0	0	0	0	0
27	20130287	END	DORA	DEAN OF RESOURCES AND ALUMNI	0	41042	0	0	0	41042
28	2019154	END	ERIC	ERICSSON INDIA PRIVATE LIMITED	0	0	0	0	0	0
29	2018319	END	PIPL	PORTESCAP INDIA PRIVATE LIMITED	0	0	0	0	0	0
30	2019015	END	PIPL	PORTESCAP INDIA PRIVATE LIMITED	8392	0	0	8392	0	0
31	2019416	END	DORA	DEAN OF RESOURCES AND ALUMNI	0	0	0	0	0	0
32	2015430	END	ERASMU	ERASMUS MUNDUS	0	462517	0	0	0	462517
33	20050082	END	DORA	DEAN OF RESOURCES AND ALUMNI	0	38475	0	0	0	38475
34	2020068	END	DORA	DEAN OF RESOURCES AND ALUMNI	0	0	198230	0	198230	0
35	2019058	END	HDFC	HDFC BANK	6000000	0	0	6000000	0	0
36	2020005	END	DORA	DEAN OF RESOURCES AND ALUMNI	0	0	0	0	0	0
37	2019168	END	AMI	APPLIED MATERIALS	1972877	0	0	1972877	0	0
38	20070039	END	DORA	DEAN OF RESOURCES AND ALUMNI	0	94684	165284	0	70600	0
39	2018568	END	PIPL	PORTESCAP INDIA PRIVATE LIMITED	19718	0	0	19718	0	0
40	2020188	END	PFCL	POWER FINANCE CORPORATION LTD.	0	0	0	0	0	0
41	2019016	END	PIPL	PORTESCAP INDIA PRIVATE LIMITED	0	0	0	0	0	0

42	2016105	END	DORA	DEAN OF RESOURCES AND ALUMNI	0	519216	0	0	0	519216
43	19980100	END	DORA	DEAN OF RESOURCES AND ALUMNI	338966	0	0	338966	0	0
44	20060294	END	DORA	DEAN OF RESOURCES AND ALUMNI	0	0	0	0	0	0
45	20070124	END	DORA	DEAN OF RESOURCES AND ALUMNI	0	0	0	0	0	0
46	20080113	END	DORA	DEAN OF RESOURCES AND ALUMNI	0	0	0	0	0	0
47	20130192	END	DORA	DEAN OF RESOURCES AND ALUMNI	0	288995	0	0	0	288995
48	2015237	END	DORA	DEAN OF RESOURCES AND ALUMNI	0	0	0	0	0	0
49	2019415	END	DORA	DEAN OF RESOURCES AND ALUMNI	0	0	0	1895	0	1895
50	20110152	END	DORA	DEAN OF RESOURCES AND ALUMNI	0	11495	0	0	0	11495
51	20130107	END	DORA	DEAN OF RESOURCES AND ALUMNI	0	0	0	0	0	0
52	20130109	END	DORA	DEAN OF RESOURCES AND ALUMNI	0	0	0	0	0	0
53	2017072	END	DORA	DEAN OF RESOURCES AND ALUMNI	0	187162	0	0	0	187162
54	2019534	END	MSDE	MINISTRY OF SKILL DEVELOPMENT AND ENTERPRENEORSHIP	0	0	10000	0	10000	0
55	2019203	END	KT	KEYSIGHT TECHNOLOGIES	1568000	0	0	1568000	0	0
56	2017225B	END	DORA	DEAN OF RESOURCES AND ALUMNI	0	12170	0	0	0	12170
57	2019097	END	QUALCO	QUALCOMM	0	1225166	57015	0	0	1168151
58	20070270	END	DORA	DEAN OF RESOURCES AND ALUMNI	0	0	0	0	0	0
59	2017018	END	DORA	DEAN OF RESOURCES AND ALUMNI	370723	0	0	370723	0	0
60	2016455	END	DORA	DEAN OF RESOURCES AND ALUMNI	0	253548	214405	0	0	39143

61	20070267	END	DORA	DEAN OF RESOURCES AND ALUMNI	0	0	0	0	0	0
62	20030243	END	IITK	INDIAN INSTITUTE OF TECHNOLOGY	0	5899	0	0	0	5899
63	20050192	END	DORA	DEAN OF RESOURCES AND ALUMNI	0	1039973	1039973	0	0	0
64	20100297	END	SYNDIC	SYNDICATE BANK	0	0	0	0	0	0
65	20130341	END	DORA	DEAN OF RESOURCES AND ALUMNI	0	7872	0	0	0	7872
66	2016017	END	SIDBI	SMALL IND. DEV. BANK OF INIDA	0	5538515	4777768	0	0	760747
		END Total			14199310	14503809	7899893	14185153	1271020	7860779
1	20120124	EXF	DORA	DEAN OF RESOURCES AND ALUMNI	0	131	0	0	0	131
2	20120146	EXF	DORA	DEAN OF RESOURCES AND ALUMNI	0	1429492	0	0	0	1429492
3	20110154	EXF	DORA	DEAN OF RESOURCES AND ALUMNI	0	1719942	0	0	0	1719942
4	20110289	EXF	DORA	DEAN OF RESOURCES AND ALUMNI	0	30000	0	0	0	30000
5	20120303	EXF	DORA	DEAN OF RESOURCES AND ALUMNI	0	115700	0	1783550	0	1899250
6	20120308	EXF	DORA	DEAN OF RESOURCES AND ALUMNI	0	76081	0	0	0	76081
7	20110161	EXF	DORA	DEAN OF RESOURCES AND ALUMNI	0	466736	0	0	0	466736
8	20110184	EXF	DORA	DEAN OF RESOURCES AND ALUMNI	0	90000	0	0	0	90000
9	20110168	EXF	DORA	DEAN OF RESOURCES AND ALUMNI	0	218512	0	0	0	218512
10	20120304	EXF	DORA	DEAN OF RESOURCES AND ALUMNI	0	2011	0	0	0	2011
11	20110185	EXF	DORA	DEAN OF RESOURCES AND ALUMNI	0	103743	0	0	0	103743
12	20110174	EXF	DORA	DEAN OF RESOURCES AND ALUMNI	0	17639	0	0	0	17639

13	20110153	EXF	DORA	DEAN OF RESOURCES AND ALUMNI	20000	0	0	0	20000	0
14	20120305	EXF	DORA	DEAN OF RESOURCES AND ALUMNI	0	13252	0	0	0	13252
15	20110155	EXF	DORA	DEAN OF RESOURCES AND ALUMNI	0	96400	0	0	0	96400
16	20120307	EXF	DORA	DEAN OF RESOURCES AND ALUMNI	0	157878	0	29930	0	187808
		EXF Total			20000	4537517	0	1813480	20000	6350997
1	2016408V	IMP	MHRD	MIN. OF HUMAN RESOURCE DEVELOP	0	1288341	620716	0	0	667625
2	2016408G	IMP	MHRD	MIN. OF HUMAN RESOURCE DEVELOP	0	99314	299550	0	200236	0
3	2016408C	IMP	MHRD	MIN. OF HUMAN RESOURCE DEVELOP	0	979131	622371	0	0	356760
4	16408AE	IMP	MHRD	MIN. OF HUMAN RESOURCE DEVELOP	0	317817	317817	0	0	0
5	2016408K	IMP	MHRD	MIN. OF HUMAN RESOURCE DEVELOP	233758	0	0	1512441	0	1278683
6	16408AC	IMP	MHRD	MIN. OF HUMAN RESOURCE DEVELOP	0	5884590	3810981	0	0	2073609
7	2016408T	IMP	MHRD	MIN. OF HUMAN RESOURCE DEVELOP	0	2646626	922005	0	0	1724621
8	2016408Y	IMP	IITKGP	IIT KHARAGPUR	2049644	0	0	2041209	8435	0
9	2016395	IMP	MHRD	MIN. OF HUMAN RESOURCE DEVELOP	0	78881329	55329083	0	0	23552246
10	2016396	IMP	MHRD	MIN. OF HUMAN RESOURCE DEVELOP	0	0	0	0	0	0
11	2016397	IMP	MHRD	MIN. OF HUMAN RESOURCE DEVELOP	0	0	0	0	0	0
12	2016398	IMP	MHRD	MIN. OF HUMAN RESOURCE DEVELOP	0	0	0	0	0	0
13	2016399	IMP	MHRD	MIN. OF HUMAN RESOURCE DEVELOP	0	0	0	0	0	0
14	2016400	IMP	MHRD	MIN. OF HUMAN RESOURCE DEVELOP	0	0	0	1521500	0	1521500

15	2016401	IMP	MHRD	MIN. OF HUMAN RESOURCE DEVELOP	0	0	0	2478700	0	2478700
16	2016402	IMP	MHRD	MIN. OF HUMAN RESOURCE DEVELOP	0	0	0	0	0	0
17	2016403	IMP	MHRD	MIN. OF HUMAN RESOURCE DEVELOP	0	0	0	0	0	0
18	2016404	IMP	MHRD	MIN. OF HUMAN RESOURCE DEVELOP	0	0	0	0	0	0
19	2016405	IMP	MHRD	MIN. OF HUMAN RESOURCE DEVELOP	0	0	0	0	0	0
20	2016406	IMP	MHRD	MIN. OF HUMAN RESOURCE DEVELOP	0	0	0	0	0	0
21	2016407	IMP	MHRD	MIN. OF HUMAN RESOURCE DEVELOP	0	0	0	0	0	0
22	2016408	IMP	MHRD	MIN. OF HUMAN RESOURCE DEVELOP	0	1800	6	0	0	1794
23	2016457	IMP	MHRD	MIN. OF HUMAN RESOURCE DEVELOP	0	0	0	0	0	0
24	2016478	IMP	MHRD	MIN. OF HUMAN RESOURCE DEVELOP	0	0	0	0	0	0
25	2016479	IMP	MHRD	MIN. OF HUMAN RESOURCE DEVELOP	0	0	0	0	0	0
26	2017050	IMP	MHRD	MIN. OF HUMAN RESOURCE DEVELOP	0	0	0	0	0	0
27	2017147	IMP	MHRD	MIN. OF HUMAN RESOURCE DEVELOP	0	0	0	0	0	0
28	2017148	IMP	MHRD	MIN. OF HUMAN RESOURCE DEVELOP	0	0	0	0	0	0
29	2017209	IMP	MHRD	MIN. OF HUMAN RESOURCE DEVELOP	0	0	0	0	0	0
30	2016408D	IMP	MHRD	MIN. OF HUMAN RESOURCE DEVELOP	0	393419	295841	0	0	97578
31	2016408X	IMP	MHRD	MIN. OF HUMAN RESOURCE DEVELOP	1532252	0	0	0	1532252	0
32	2018427	IMP	SERB	SCIENCE & ENGINEERING RESEARCH BOARD	0	3472489	1131526	0	0	2340963

33	2016408L	IMP	MHRD	MIN. OF HUMAN RESOURCE DEVELOP	242	0	0	0	242	0
34	2016408E	IMP	MHRD	MIN. OF HUMAN RESOURCE DEVELOP	0	1287201	0	80044	0	1367245
35	16408AD	IMP	MHRD	MIN. OF HUMAN RESOURCE DEVELOP	0	12955	0	0	0	12955
36	2016408I	IMP	MHRD	MIN. OF HUMAN RESOURCE DEVELOP	0	722140	462600	0	0	259540
37	2016408H	IMP	MHRD	MIN. OF HUMAN RESOURCE DEVELOP	0	18324777	3618929	0	0	14705848
38	2016408Z	IMP	MHRD	MIN. OF HUMAN RESOURCE DEVELOP	0	7210908	0	77299	0	7288207
39	16408AB	IMP	MHRD	MIN. OF HUMAN RESOURCE DEVELOP	483360	0	61573	0	544933	0
40	2016408A	IMP	MHRD	MIN. OF HUMAN RESOURCE DEVELOP	0	12699133	4031764	0	0	8667369
41	2016408B	IMP	MHRD	MIN. OF HUMAN RESOURCE DEVELOP	0	2958521	991182	0	0	1967339
42	2016408U	IMP	MHRD	MIN. OF HUMAN RESOURCE DEVELOP	1459659	0	0	167890	1291769	0
43	2016408J	IMP	MHRD	MIN. OF HUMAN RESOURCE DEVELOP	0	13611167	311287	0	0	13299880
44	2016408F	IMP	MHRD	MIN. OF HUMAN RESOURCE DEVELOP	0	14331161	6768003	0	0	7563158
45	16408AA	IMP	MHRD	MIN. OF HUMAN RESOURCE DEVELOP	0	11421443	5366943	0	0	6054500
		IMP Total			5758915	176544262	84962177	7879083	3577867	97280120
1	20040315	INI	IITK	INDIAN INSTITUTE OF TECHNOLOGY	0	19988	0	0	0	19988
2	2016279	INI	IITK	INDIAN INSTITUTE OF TECHNOLOGY	0	0	1594440	0	1594440	0
3	2016337	INI	IITK	INDIAN INSTITUTE OF TECHNOLOGY	0	1039	1039	0	0	0
4	2017121	INI	IITK	INDIAN INSTITUTE OF TECHNOLOGY	0	25000	24985	0	0	15
5	2017500	INI	IITK	INDIAN INSTITUTE OF TECHNOLOGY	0	0	0	0	0	0

6	2017403	INI	IITK	INDIAN INSTITUTE OF TECHNOLOGY	18781	0	0	18781	0	0
7	2018060	INI	IITK	INDIAN INSTITUTE OF TECHNOLOGY	0	0	10500	0	10500	0
8	2019465	INI	IITK	INDIAN INSTITUTE OF TECHNOLOGY	0	0	52375	0	52375	0
9	2020212	INI	IITK	INDIAN INSTITUTE OF TECHNOLOGY	0	0	136500	0	136500	0
10	2020373	INI	IITK	INDIAN INSTITUTE OF TECHNOLOGY	0	0	172050	0	172050	0
11	20040230	INI	IITK	INDIAN INSTITUTE OF TECHNOLOGY	0	4000	0	0	0	4000
12	20060257	INI	IITK	INDIAN INSTITUTE OF TECHNOLOGY	0	1	0	0	0	1
13	2018340	INI	IITK	INDIAN INSTITUTE OF TECHNOLOGY	0	0	153216	0	153216	0
14	2018349	INI	IITK	INDIAN INSTITUTE OF TECHNOLOGY	0	0	0	0	0	0
15	2018473	INI	IITK	INDIAN INSTITUTE OF TECHNOLOGY	0	0	0	0	0	0
16	2019367	INI	IITK	INDIAN INSTITUTE OF TECHNOLOGY	0	0	459803	0	459803	0
17	2019373	INI	IITK	INDIAN INSTITUTE OF TECHNOLOGY	0	0	227111	0	227111	0
18	2014381	INI	IITK	INDIAN INSTITUTE OF TECHNOLOGY	0	14271	0	0	0	14271
19	2017109	INI	IITK	INDIAN INSTITUTE OF TECHNOLOGY	0	0	290422	0	290422	0
20	2018107	INI	IITK	INDIAN INSTITUTE OF TECHNOLOGY	0	0	0	146107	0	146107
21	2018205	INI	IITK	INDIAN INSTITUTE OF TECHNOLOGY	0	0	0	0	0	0
22	2018330	INI	IITK	INDIAN INSTITUTE OF TECHNOLOGY	0	0	6650	0	6650	0
23	2018593	INI	IITK	INDIAN INSTITUTE OF TECHNOLOGY	0	0	0	0	0	0

24	2019130	INI	IITK	INDIAN INSTITUTE OF TECHNOLOGY	0	0	964425	0	964425	0
25	2019358	INI	IITK	INDIAN INSTITUTE OF TECHNOLOGY	0	0	19605	0	19605	0
26	2019362	INI	IITK	INDIAN INSTITUTE OF TECHNOLOGY	0	0	106109	0	106109	0
27	2019378	INI	IITK	INDIAN INSTITUTE OF TECHNOLOGY	0	0	3384	0	3384	0
28	2019401	INI	IITK	INDIAN INSTITUTE OF TECHNOLOGY	0	0	0	0	0	0
29	2020170	INI	IITK	INDIAN INSTITUTE OF TECHNOLOGY	0	0	114437	0	114437	0
30	2020166	INI	IITK	INDIAN INSTITUTE OF TECHNOLOGY	0	0	0	0	0	0
31	20070231	INI	IITK	INDIAN INSTITUTE OF TECHNOLOGY	0	9632	0	0	0	9632
32	20130338	INI	IITK	INDIAN INSTITUTE OF TECHNOLOGY	0	151	0	0	0	151
33	2017168	INI	IITK	INDIAN INSTITUTE OF TECHNOLOGY	0	0	143073	0	143073	0
34	2018586	INI	IITK	INDIAN INSTITUTE OF TECHNOLOGY	0	0	232414	0	232414	0
35	2019128	INI	IITK	INDIAN INSTITUTE OF TECHNOLOGY	0	0	5828	0	5828	0
36	2019269	INI	IITK	INDIAN INSTITUTE OF TECHNOLOGY	0	0	246245	0	246245	0
37	20080339	INI	IITK	INDIAN INSTITUTE OF TECHNOLOGY	0	1462	0	0	0	1462
38	2018377	INI	IITK	INDIAN INSTITUTE OF TECHNOLOGY	0	0	0	0	0	0
39	2018375	INI	IITK	INDIAN INSTITUTE OF TECHNOLOGY	0	90952	98189	0	7237	0
40	2018419	INI	IITK	INDIAN INSTITUTE OF TECHNOLOGY	0	0	652777	0	652777	0
41	2018513	INI	IITK	INDIAN INSTITUTE OF TECHNOLOGY	0	0	339458	0	339458	0

42	2019044	INI	IITK	INDIAN INSTITUTE OF TECHNOLOGY	0	0	0	0	0	0
43	2019043	INI	IITK	INDIAN INSTITUTE OF TECHNOLOGY	0	0	0	0	0	0
44	2019340	INI	IITK	INDIAN INSTITUTE OF TECHNOLOGY	0	0	69375	0	69375	0
45	2020114	INI	IITK	INDIAN INSTITUTE OF TECHNOLOGY	0	0	496696	0	496696	0
46	2019473	INI	IITK	INDIAN INSTITUTE OF TECHNOLOGY	0	0	175134	0	175134	0
47	20040020	INI	IITK	INDIAN INSTITUTE OF TECHNOLOGY	0	3131	0	0	0	3131
48	2015142	INI	IITK	INDIAN INSTITUTE OF TECHNOLOGY	0	24309	0	0	0	24309
49	2015451	INI	IITK	INDIAN INSTITUTE OF TECHNOLOGY	0	0	43200	0	43200	0
50	2017273	INI	IITK	INDIAN INSTITUTE OF TECHNOLOGY	0	1409	1409	0	0	0
51	2017198	INI	IITK	INDIAN INSTITUTE OF TECHNOLOGY	0	9770	9770	0	0	0
52	2017477	INI	IITK	INDIAN INSTITUTE OF TECHNOLOGY	0	0	0	0	0	0
53	2018129	INI	IITK	INDIAN INSTITUTE OF TECHNOLOGY	0	0	1000	0	1000	0
54	2018127	INI	IITK	INDIAN INSTITUTE OF TECHNOLOGY	0	0	0	0	0	0
55	2019236	INI	IITK	INDIAN INSTITUTE OF TECHNOLOGY	0	0	0	0	0	0
56	2018274	INI	IITK	INDIAN INSTITUTE OF TECHNOLOGY	0	0	3899	0	3899	0
57	2020379	INI	IITK	INDIAN INSTITUTE OF TECHNOLOGY	0	0	2447	0	2447	0
58	2018147	INI	IITK	INDIAN INSTITUTE OF TECHNOLOGY	0	0	81301	0	81301	0
59	2020123	INI	IITK	INDIAN INSTITUTE OF TECHNOLOGY	0	0	0	0	0	0

60	2020125	INI	IITK	INDIAN INSTITUTE OF TECHNOLOGY	0	0	39450	0	39450	0
61	20080333	INI	IITK	INDIAN INSTITUTE OF TECHNOLOGY	0	7805	0	0	0	7805
62	20090193	INI	IITK	INDIAN INSTITUTE OF TECHNOLOGY	0	15894	0	0	0	15894
63	2014376	INI	IITK	INDIAN INSTITUTE OF TECHNOLOGY	0	737061	0	0	0	737061
64	2017157	INI	IITK	INDIAN INSTITUTE OF TECHNOLOGY	0	62281	73912	0	11631	0
65	2018338	INI	IITK	INDIAN INSTITUTE OF TECHNOLOGY	21944	0	326368	0	348312	0
66	2018284	INI	IITK	INDIAN INSTITUTE OF TECHNOLOGY	0	0	49544	0	49544	0
67	2018320	INI	IITK	INDIAN INSTITUTE OF TECHNOLOGY	0	0	0	0	0	0
68	2019138	INI	IITK	INDIAN INSTITUTE OF TECHNOLOGY	0	0	24500	0	24500	0
69	2019411	INI	IITK	INDIAN INSTITUTE OF TECHNOLOGY	0	0	0	0	0	0
70	2020058	INI	IITK	INDIAN INSTITUTE OF TECHNOLOGY	0	0	9389	0	9389	0
71	2020163	INI	IITK	INDIAN INSTITUTE OF TECHNOLOGY	0	0	355600	0	355600	0
72	2020289	INI	IITK	INDIAN INSTITUTE OF TECHNOLOGY	0	0	0	0	0	0
73	2020333	INI	IITK	INDIAN INSTITUTE OF TECHNOLOGY	0	0	19980	0	19980	0
74	2018195	INI	IITK	INDIAN INSTITUTE OF TECHNOLOGY	0	5124	153456	0	148332	0
75	2019372	INI	IITK	INDIAN INSTITUTE OF TECHNOLOGY	0	0	58080	0	58080	0
76	2020324	INI	IITK	INDIAN INSTITUTE OF TECHNOLOGY	0	0	153200	0	153200	0
77	2020339	INI	IITK	INDIAN INSTITUTE OF TECHNOLOGY	0	0	2350	0	2350	0

78	20090264	INI	IITK	INDIAN INSTITUTE OF TECHNOLOGY	0	857	0	0	0	857
79	20090360	INI	IITK	INDIAN INSTITUTE OF TECHNOLOGY	0	286	0	0	0	286
80	2015068	INI	IITK	INDIAN INSTITUTE OF TECHNOLOGY	28000	0	10330	0	38330	0
81	2015087	INI	IITK	INDIAN INSTITUTE OF TECHNOLOGY	0	0	3945	0	3945	0
82	2015094	INI	IITK	INDIAN INSTITUTE OF TECHNOLOGY	0	0	0	0	0	0
83	2018403	INI	IITK	INDIAN INSTITUTE OF TECHNOLOGY	0	0	33000	0	33000	0
84	2018404	INI	IITK	INDIAN INSTITUTE OF TECHNOLOGY	0	0	100431	0	100431	0
85	2019087	INI	IITK	INDIAN INSTITUTE OF TECHNOLOGY	0	0	191936	0	191936	0
86	2020229	INI	IITK	INDIAN INSTITUTE OF TECHNOLOGY	0	0	17900	0	17900	0
87	20110195	INI	IITK	INDIAN INSTITUTE OF TECHNOLOGY	0	3000	0	0	0	3000
88	20100049	INI	IITK	INDIAN INSTITUTE OF TECHNOLOGY	0	61	0	0	0	61
89	2017418	INI	IITK	INDIAN INSTITUTE OF TECHNOLOGY	0	0	0	0	0	0
90	2019182	INI	IITK	INDIAN INSTITUTE OF TECHNOLOGY	0	0	27355	0	27355	0
91	2020091	INI	IITK	INDIAN INSTITUTE OF TECHNOLOGY	0	0	0	0	0	0
92	2016173	INI	IITK	INDIAN INSTITUTE OF TECHNOLOGY	0	2900	0	0	0	2900
93	2016416	INI	IITK	INDIAN INSTITUTE OF TECHNOLOGY	0	0	6762	0	6762	0
94	2016464	INI	IITK	INDIAN INSTITUTE OF TECHNOLOGY	0	0	0	0	0	0
95	2017393	INI	IITK	INDIAN INSTITUTE OF TECHNOLOGY	0	0	28197	0	28197	0

96	2018030	INI	IITK	INDIAN INSTITUTE OF TECHNOLOGY	0	0	144900	0	144900	0
97	2018218	INI	IITK	INDIAN INSTITUTE OF TECHNOLOGY	0	0	40408	0	40408	0
98	2018379	INI	IITK	INDIAN INSTITUTE OF TECHNOLOGY	0	0	0	0	0	0
99	2018396	INI	IITK	INDIAN INSTITUTE OF TECHNOLOGY	0	0	0	0	0	0
100	2018416	INI	IITK	INDIAN INSTITUTE OF TECHNOLOGY	0	0	0	0	0	0
101	2018477	INI	IITK	INDIAN INSTITUTE OF TECHNOLOGY	0	0	8201	0	8201	0
102	2019173	INI	IITK	INDIAN INSTITUTE OF TECHNOLOGY	0	0	0	0	0	0
103	2019298	INI	IITK	INDIAN INSTITUTE OF TECHNOLOGY	0	0	0	0	0	0
104	2019457	INI	IITK	INDIAN INSTITUTE OF TECHNOLOGY	0	0	0	0	0	0
105	2020183	INI	IITK	INDIAN INSTITUTE OF TECHNOLOGY	0	0	114450	0	114450	0
106	2020098	INI	IITK	INDIAN INSTITUTE OF TECHNOLOGY	0	0	0	0	0	0
107	2017445	INI	IITK	INDIAN INSTITUTE OF TECHNOLOGY	0	0	0	223200	0	223200
108	2018065	INI	IITK	INDIAN INSTITUTE OF TECHNOLOGY	0	277497	492829	0	215332	0
109	2018420	INI	IITK	INDIAN INSTITUTE OF TECHNOLOGY	0	0	0	0	0	0
110	2018437	INI	IITK	INDIAN INSTITUTE OF TECHNOLOGY	0	0	0	0	0	0
111	2019164	INI	IITK	INDIAN INSTITUTE OF TECHNOLOGY	0	0	0	0	0	0
112	2019275	INI	IITK	INDIAN INSTITUTE OF TECHNOLOGY	0	0	114200	0	114200	0
113	20080341	INI	IITK	INDIAN INSTITUTE OF TECHNOLOGY	0	1774	0	0	0	1774

114	2019110	INI	IITK	INDIAN INSTITUTE OF TECHNOLOGY	0	0	0	250	0	250
115	2020173	INI	IITK	INDIAN INSTITUTE OF TECHNOLOGY	0	0	88134	0	88134	0
116	20020337	INI	IITK	INDIAN INSTITUTE OF TECHNOLOGY	0	18877	0	0	0	18877
117	20120111	INI	IITK	INDIAN INSTITUTE OF TECHNOLOGY	0	25000	0	0	0	25000
118	2015077	INI	IITK	INDIAN INSTITUTE OF TECHNOLOGY	0	0	0	0	0	0
119	2018576	INI	IITK	INDIAN INSTITUTE OF TECHNOLOGY	0	0	35080	0	35080	0
120	2019037	INI	IITK	INDIAN INSTITUTE OF TECHNOLOGY	0	0	1000	0	1000	0
121	2020092	INI	IITK	INDIAN INSTITUTE OF TECHNOLOGY	0	0	72935	0	72935	0
		INI Total			68725	1363532	9737088	388338	9313975	1260032
1	2015172	INS	IITK	INDIAN INSTITUTE OF TECHNOLOGY	0	0	0	0	0	0
2	2018359	INS	IITK	INDIAN INSTITUTE OF TECHNOLOGY	0	0	817440	0	817440	0
3	20130332	INS	IITK	INDIAN INSTITUTE OF TECHNOLOGY	0	134000	0	0	0	134000
4	2018237	INS	IITK	INDIAN INSTITUTE OF TECHNOLOGY	0	270	0	0	0	270
5	2018389	INS	IITK	INDIAN INSTITUTE OF TECHNOLOGY	0	149087	449051	0	299964	0
6	2018122	INS	IITK	INDIAN INSTITUTE OF TECHNOLOGY	0	0	0	232454	0	232454
7	20080075	INS	IITK	INDIAN INSTITUTE OF TECHNOLOGY	0	0	0	19800	0	19800
8	2015003	INS	MHRD	MIN. OF HUMAN RESOURCE DEVELOP	0	0	0	0	0	0
9	2017026	INS	IITK	INDIAN INSTITUTE OF TECHNOLOGY	0	0	0	0	0	0
10	20120175	INS	IITK	INDIAN INSTITUTE OF TECHNOLOGY	0	10135	0	0	0	10135

11	2019300	INS	IITK	INDIAN INSTITUTE OF TECHNOLOGY	0	0	0	0	0	0
12	2019390	INS	IITK	INDIAN INSTITUTE OF TECHNOLOGY	0	0	0	0	0	0
13	2018202	INS	IITK	INDIAN INSTITUTE OF TECHNOLOGY	0	0	0	0	0	0
14	20080086	INS	IITK	INDIAN INSTITUTE OF TECHNOLOGY	0	262045	0	0	0	262045
15	2019376	INS	IITK	INDIAN INSTITUTE OF TECHNOLOGY	0	0	0	0	0	0
16	20100334	INS	IITK	INDIAN INSTITUTE OF TECHNOLOGY	0	0	0	0	0	0
17	20110123	INS	IITK	INDIAN INSTITUTE OF TECHNOLOGY	0	10000	0	0	0	10000
18	2019308	INS	IITK	INDIAN INSTITUTE OF TECHNOLOGY	0	0	0	0	0	0
19	2019454	INS	IITK	INDIAN INSTITUTE OF TECHNOLOGY	0	0	0	0	0	0
20	2019469	INS	IITK	INDIAN INSTITUTE OF TECHNOLOGY	0	0	0	0	0	0
21	20010320	INS	IITK	INDIAN INSTITUTE OF TECHNOLOGY	0	0	0	0	0	0
22	2015018	INS	IITK	INDIAN INSTITUTE OF TECHNOLOGY	0	1150969	57944	0	0	1093025
23	2020003	INS	IITK	INDIAN INSTITUTE OF TECHNOLOGY	0	0	0	0	0	0
24	2018192	INS	IITK	INDIAN INSTITUTE OF TECHNOLOGY	0	0	0	0	0	0
25	2016231	INS	IITK	INDIAN INSTITUTE OF TECHNOLOGY	0	62110	0	0	0	62110
26	2017423	INS	IITK	INDIAN INSTITUTE OF TECHNOLOGY	0	0	0	0	0	0
27	2019192	INS	IITK	INDIAN INSTITUTE OF TECHNOLOGY	0	0	0	0	0	0
28	2019338	INS	IITK	INDIAN INSTITUTE OF TECHNOLOGY	0	0	0	0	0	0

29	2018025	INS	IITK	INDIAN INSTITUTE OF TECHNOLOGY	0	992576	0	0	0	992576
30	DUMMYAD	INS	MISC	MISCELLANEOUS	0	0	0	0	0	0
31	ACCIH	INS	IITK	INDIAN INSTITUTE OF TECHNOLOGY	0	12265250	12265250	0	0	0
32	2019071	INS	IITK	INDIAN INSTITUTE OF TECHNOLOGY	0	0	0	0	0	0
33	2019170	INS	IITK	INDIAN INSTITUTE OF TECHNOLOGY	0	118106	0	159547	0	277653
34	2019324	INS	IITK	INDIAN INSTITUTE OF TECHNOLOGY	0	0	0	0	0	0
35	2019355	INS	IITK	INDIAN INSTITUTE OF TECHNOLOGY	0	0	0	0	0	0
36	2019374	INS	IITK	INDIAN INSTITUTE OF TECHNOLOGY	44600	0	0	55200	0	10600
37	2019322	INS	IITK	INDIAN INSTITUTE OF TECHNOLOGY	0	0	0	0	0	0
38	2015016	INS	IITK	INDIAN INSTITUTE OF TECHNOLOGY	0	0	0	0	0	0
39	2019001	INS	IITK	INDIAN INSTITUTE OF TECHNOLOGY	0	0	0	0	0	0
40	2017428	INS	IITK	INDIAN INSTITUTE OF TECHNOLOGY	0	0	0	0	0	0
41	2019279	INS	DORA	DEAN OF RESOURCES AND ALUMNI	240051	0	0	240051	0	0
42	2018362	INS	IITK	INDIAN INSTITUTE OF TECHNOLOGY	0	0	0	1398	0	1398
43	2019059	INS	IITK	INDIAN INSTITUTE OF TECHNOLOGY	0	507365	92100	0	0	415265
44	2019418	INS	DOSA	DEAN OF STUDENT AFFAIRS	0	358000	379000	0	21000	0
45	20120054	INS	IITK	INDIAN INSTITUTE OF TECHNOLOGY	0	0	0	0	0	0
46	2015028	INS	IITK	INDIAN INSTITUTE OF TECHNOLOGY	0	0	0	0	0	0
47	2015205	INS	IITK	INDIAN INSTITUTE OF TECHNOLOGY	0	475387	475387	0	0	0

48	20120098	INS	IITK	INDIAN INSTITUTE OF TECHNOLOGY	0	274366	0	0	0	274366
49	20130167	INS	IITK	INDIAN INSTITUTE OF TECHNOLOGY	0	0	0	0	0	0
50	2014297A	INS	IITK	INDIAN INSTITUTE OF TECHNOLOGY	0	0	0	0	0	0
51	2019174	INS	IITK	INDIAN INSTITUTE OF TECHNOLOGY	0	0	0	0	0	0
52	2014365	INS	IITK	INDIAN INSTITUTE OF TECHNOLOGY	0	5592	0	0	0	5592
53	2018084	INS	IITK	INDIAN INSTITUTE OF TECHNOLOGY	0	543400	50800	0	0	492600
54	2017123	INS	IITK	INDIAN INSTITUTE OF TECHNOLOGY	0	0	0	0	0	0
55	20080217	INS	IITK	INDIAN INSTITUTE OF TECHNOLOGY	0	0	0	14500	0	14500
56	20110077	INS	IITK	INDIAN INSTITUTE OF TECHNOLOGY	17043	0	0	17043	0	0
57	20050213	INS	IITK	INDIAN INSTITUTE OF TECHNOLOGY	0	0	0	0	0	0
58	20130093	INS	IITK	INDIAN INSTITUTE OF TECHNOLOGY	0	0	0	0	0	0
59	2019172	INS	IITK	INDIAN INSTITUTE OF TECHNOLOGY	4931	0	0	4931	0	0
60	20050206	INS	IITK	INDIAN INSTITUTE OF TECHNOLOGY	0	455083	0	0	0	455083
61	2019403	INS	IITK	INDIAN INSTITUTE OF TECHNOLOGY	0	0	0	0	0	0
62	20080292	INS	IITK	INDIAN INSTITUTE OF TECHNOLOGY	0	176660	0	0	0	176660
63	20030355	INS	IITK	INDIAN INSTITUTE OF TECHNOLOGY	0	138537	0	0	0	138537
64	2018402	INS	IITK	INDIAN INSTITUTE OF TECHNOLOGY	0	25897	25897	0	0	0
65	2018199	INS	IITK	INDIAN INSTITUTE OF TECHNOLOGY	0	0	0	0	0	0

66	2019316	INS	IITK	INDIAN INSTITUTE OF TECHNOLOGY	0	0	0	0	0	0
67	2018173	INS	IITK	INDIAN INSTITUTE OF TECHNOLOGY	0	0	0	0	0	0
68	94058	INS	IITK	INDIAN INSTITUTE OF TECHNOLOGY	0	0	0	0	0	0
69	20120208	INS	IITK	INDIAN INSTITUTE OF TECHNOLOGY	0	0	0	0	0	0
70	20030107	INS	IITK	INDIAN INSTITUTE OF TECHNOLOGY	0	543591	0	0	0	543591
71	2018001	INS	IITK	INDIAN INSTITUTE OF TECHNOLOGY	0	0	0	0	0	0
72	20040279	INS	DOS	DOS	0	5000000	0	0	0	5000000
73	2019396	INS	IITK	INDIAN INSTITUTE OF TECHNOLOGY	0	0	0	0	0	0
74	2019144	INS	IITK	INDIAN INSTITUTE OF TECHNOLOGY	0	0	0	0	0	0
		INS Total			306625	23658426	14612869	744924	1138404	10622260
1	2015412	LDA	IITK	INDIAN INSTITUTE OF TECHNOLOGY	0	11100	0	9500	0	20600
2	2016115	LDA	IITK	INDIAN INSTITUTE OF TECHNOLOGY	0	458945	6500	0	0	452445
3	2014242	LDA	IITK	INDIAN INSTITUTE OF TECHNOLOGY	0	55400	0	0	0	55400
4	2014243	LDA	IITK	INDIAN INSTITUTE OF TECHNOLOGY	0	25000	25000	0	0	0
5	2014244	LDA	IITK	INDIAN INSTITUTE OF TECHNOLOGY	0	556062	0	0	0	556062
6	2019133	LDA	IITK	INDIAN INSTITUTE OF TECHNOLOGY	0	730794	215750	0	0	515044
7	20130305	LDA	IITK	INDIAN INSTITUTE OF TECHNOLOGY	0	34450	0	0	0	34450
8	2014088	LDA	IITK	INDIAN INSTITUTE OF TECHNOLOGY	0	34800	0	0	0	34800
9	2017457	LDA	IITK	INDIAN INSTITUTE OF TECHNOLOGY	0	60000	0	60500	0	120500

10	2018463	LDA	IITK	INDIAN INSTITUTE OF TECHNOLOGY	0	910947	0	68071	0	979018
11	2019191	LDA	IITK	INDIAN INSTITUTE OF TECHNOLOGY	0	269697	0	26460	0	296157
12	2019426	LDA	IITK	INDIAN INSTITUTE OF TECHNOLOGY	0	4426265	0	1312233	0	5738498
13	2016094	LDA	IITK	INDIAN INSTITUTE OF TECHNOLOGY	0	109000	0	84201	0	193201
14	20110067	LDA	IITK	INDIAN INSTITUTE OF TECHNOLOGY	0	104010	0	0	0	104010
15	2016340	LDA	IITK	INDIAN INSTITUTE OF TECHNOLOGY	0	275427	0	192100	0	467527
16	2016363	LDA	IITK	INDIAN INSTITUTE OF TECHNOLOGY	0	348764	0	2269937	0	2618701
17	2015060	LDA	IITK	INDIAN INSTITUTE OF TECHNOLOGY	0	65582	65582	0	0	0
18	2020349	LDA	IITK	INDIAN INSTITUTE OF TECHNOLOGY	0	0	0	70982	0	70982
19	2015199	LDA	IITK	INDIAN INSTITUTE OF TECHNOLOGY	0	52960	0	0	0	52960
20	2020374	LDA	IITK	INDIAN INSTITUTE OF TECHNOLOGY	0	0	0	4500	0	4500
21	2015190	LDA	IITK	INDIAN INSTITUTE OF TECHNOLOGY	0	156563	156563	0	0	0
22	2020311	LDA	IITK	INDIAN INSTITUTE OF TECHNOLOGY	0	0	0	135623	0	135623
23	2019351	LDA	IITK	INDIAN INSTITUTE OF TECHNOLOGY	0	1463815	0	271550	0	1735365
24	2019352	LDA	IITK	INDIAN INSTITUTE OF TECHNOLOGY	0	934879	0	66500	0	1001379
25	2019318	LDA	IITK	INDIAN INSTITUTE OF TECHNOLOGY	0	1763060	0	87660	0	1850720
26	2019113	LDA	IITK	INDIAN INSTITUTE OF TECHNOLOGY	0	1219344	327669	0	0	891675
27	2018106	LDA	IITK	INDIAN INSTITUTE OF TECHNOLOGY	0	179484	20102	0	0	159382

28	2018474	LDA	IITK	INDIAN INSTITUTE OF TECHNOLOGY	0	85652	0	2012529	0	2098181
29	2016321	LDA	IITK	INDIAN INSTITUTE OF TECHNOLOGY	0	539561	539561	0	0	0
30	2020294	LDA	IITK	INDIAN INSTITUTE OF TECHNOLOGY	0	0	0	306567	0	306567
31	2019253	LDA	IITK	INDIAN INSTITUTE OF TECHNOLOGY	0	1011119	340477	0	0	670642
32	2017106	LDA	IITK	INDIAN INSTITUTE OF TECHNOLOGY	0	2426866	1217486	0	0	1209380
33	2018345	LDA	IITK	INDIAN INSTITUTE OF TECHNOLOGY	0	303712	159214	0	0	144498
34	2016210	LDA	IITK	INDIAN INSTITUTE OF TECHNOLOGY	0	535229	358794	0	0	176435
35	2015290	LDA	IITK	INDIAN INSTITUTE OF TECHNOLOGY	0	474673	447583	0	0	27090
36	2020271	LDA	IITK	INDIAN INSTITUTE OF TECHNOLOGY	0	0	0	389731	0	389731
37	2017004	LDA	IITK	INDIAN INSTITUTE OF TECHNOLOGY	0	297476	75060	0	0	222416
38	2014251	LDA	IITK	INDIAN INSTITUTE OF TECHNOLOGY	0	227252	227252	0	0	0
39	2020105	LDA	IITK	INDIAN INSTITUTE OF TECHNOLOGY	0	0	0	764542	0	764542
40	2016058	LDA	IITK	INDIAN INSTITUTE OF TECHNOLOGY	0	77637	32654	0	0	44983
41	2018051	LDA	IITK	INDIAN INSTITUTE OF TECHNOLOGY	0	147166	151546	0	4380	0
42	2017402	LDA	IITK	INDIAN INSTITUTE OF TECHNOLOGY	0	48827	0	90719	0	139546
43	2015002	LDA	IITK	INDIAN INSTITUTE OF TECHNOLOGY	0	2972913	2972913	0	0	0
44	2020157	LDA	IITK	INDIAN INSTITUTE OF TECHNOLOGY	0	0	0	3198016	0	3198016
45	20070240	LDA	IITK	INDIAN INSTITUTE OF TECHNOLOGY	0	18002	0	0	0	18002

46	2018006	LDA	IITK	INDIAN INSTITUTE OF TECHNOLOGY	0	822	0	38787	0	39609
47	2018007	LDA	IITK	INDIAN INSTITUTE OF TECHNOLOGY	0	87946	0	289333	0	377279
48	20130117	LDA	IITK	INDIAN INSTITUTE OF TECHNOLOGY	0	218024	74048	0	0	143976
49	2017419	LDA	IITK	INDIAN INSTITUTE OF TECHNOLOGY	0	10859930	964730	0	0	9895200
50	20110166	LDA	IITK	INDIAN INSTITUTE OF TECHNOLOGY	0	32924	0	0	0	32924
51	2016299	LDA	IITK	INDIAN INSTITUTE OF TECHNOLOGY	0	1110512	0	1693407	0	2803919
52	2016428	LDA	IITK	INDIAN INSTITUTE OF TECHNOLOGY	0	175151	0	31424	0	206575
53	2016429	LDA	IITK	INDIAN INSTITUTE OF TECHNOLOGY	0	2050541	0	996725	0	3047266
54	2018334	LDA	IITK	INDIAN INSTITUTE OF TECHNOLOGY	0	523712	0	97918	0	621630
55	2019011	LDA	IITK	INDIAN INSTITUTE OF TECHNOLOGY	0	369463	61781	0	0	307682
56	2015319	LDA	MIS	MIS	0	649961	649919	0	0	42
57	2017478	LDA	IITK	INDIAN INSTITUTE OF TECHNOLOGY	0	128330	0	183781	0	312111
58	2018488	LDA	IITK	INDIAN INSTITUTE OF TECHNOLOGY	0	1037500	128200	0	0	909300
59	2019114	LDA	IITK	INDIAN INSTITUTE OF TECHNOLOGY	0	293482	0	169627	0	463109
60	2016129	LDA	IITK	INDIAN INSTITUTE OF TECHNOLOGY	0	4804661	0	310038	0	5114699
61	2016418	LDA	IITK	INDIAN INSTITUTE OF TECHNOLOGY	0	2509751	0	795061	0	3304812
62	2018360	LDA	IITK	INDIAN INSTITUTE OF TECHNOLOGY	0	352629	0	207200	0	559829
63	20050012	LDA	IITK	INDIAN INSTITUTE OF TECHNOLOGY	0	2415401	1783743	0	0	631658
64	19970322	LDA	IITK	INDIAN INSTITUTE OF TECHNOLOGY	0	19104284	5104005	0	0	14000279

65	20020142	LDA	IITK	INDIAN INSTITUTE OF TECHNOLOGY	0	118158	54030	0	0	64128
66	2018336	LDA	IITK	INDIAN INSTITUTE OF TECHNOLOGY	0	71106	64900	0	0	6206
67	20020241	LDA	IITK	INDIAN INSTITUTE OF TECHNOLOGY	0	677113	90984	0	0	586129
68	2014371	LDA	IITK	INDIAN INSTITUTE OF TECHNOLOGY	0	8120	0	0	0	8120
69	20110204	LDA	IITK	INDIAN INSTITUTE OF TECHNOLOGY	0	810640	0	511933	0	1322573
70	2016305	LDA	IITK	INDIAN INSTITUTE OF TECHNOLOGY	0	655395	344551	0	0	310844
71	2016303	LDA	IITK	INDIAN INSTITUTE OF TECHNOLOGY	0	44792	0	104105	0	148897
72	2019024	LDA	IITK	INDIAN INSTITUTE OF TECHNOLOGY	0	0	0	1031393	0	1031393
73	19970196	LDA	IITK	INDIAN INSTITUTE OF TECHNOLOGY	0	1956609	0	504385	0	2460994
74	2017290	LDA	IITK	INDIAN INSTITUTE OF TECHNOLOGY	0	1550370	1151878	0	0	398492
75	2015204	LDA	IITK	INDIAN INSTITUTE OF TECHNOLOGY	0	182524	182524	0	0	0
76	2016304	LDA	IITK	INDIAN INSTITUTE OF TECHNOLOGY	0	2533012	0	499179	0	3032191
77	2020256	LDA	IITK	INDIAN INSTITUTE OF TECHNOLOGY	0	0	0	183333	0	183333
78	19980006	LDA	IITK	INDIAN INSTITUTE OF TECHNOLOGY	0	1436566	0	63088	0	1499654
79	2019242	LDA	IITK	INDIAN INSTITUTE OF TECHNOLOGY	0	0	0	344369	0	344369
80	2019248	LDA	IITK	INDIAN INSTITUTE OF TECHNOLOGY	0	0	0	532716	0	532716
81	2019229	LDA	IITK	INDIAN INSTITUTE OF TECHNOLOGY	0	937624	0	116000	0	1053624
82	2018382	LDA	IITK	INDIAN INSTITUTE OF TECHNOLOGY	0	357764	0	865622	0	1223386

83	20110202	LDA	IITK	INDIAN INSTITUTE OF TECHNOLOGY	0	6588	0	0	0	6588
84	2017162	LDA	IITK	INDIAN INSTITUTE OF TECHNOLOGY	0	656179	605347	0	0	50832
85	2018183	LDA	MISC	MISCELLANEOUS	0	904000	0	1384468	0	2288468
86	2015366	LDA	IITK	INDIAN INSTITUTE OF TECHNOLOGY	0	150995	151768	0	773	0
87	2020350	LDA	IITK	INDIAN INSTITUTE OF TECHNOLOGY	0	0	0	185471	0	185471
88	2017014	LDA	IITK	INDIAN INSTITUTE OF TECHNOLOGY	0	616007	0	138940	0	754947
89	2018508	LDA	IITK	INDIAN INSTITUTE OF TECHNOLOGY	0	476558	0	20093	0	496651
90	2017314	LDA	IITK	INDIAN INSTITUTE OF TECHNOLOGY	0	13790	0	3000	0	16790
91	20080212	LDA	IITK	INDIAN INSTITUTE OF TECHNOLOGY	0	2000	0	0	0	2000
92	2015178	LDA	IITK	INDIAN INSTITUTE OF TECHNOLOGY	0	496071	496071	0	0	0
93	2020215	LDA	IITK	INDIAN INSTITUTE OF TECHNOLOGY	0	0	0	592731	0	592731
94	2019038	LDA	IITK	INDIAN INSTITUTE OF TECHNOLOGY	500	0	0	446566	0	446066
95	2014154	LDA	IITK	INDIAN INSTITUTE OF TECHNOLOGY	0	1018836	0	123583	0	1142419
96	2018452	LDA	IITK	INDIAN INSTITUTE OF TECHNOLOGY	0	20757	0	6700	0	27457
97	2019394	LDA	IITK	INDIAN INSTITUTE OF TECHNOLOGY	0	2078374	72187	0	0	2006187
98	2017471	LDA	IITK	INDIAN INSTITUTE OF TECHNOLOGY	0	725874	0	350473	0	1076347
99	2016239	LDA	IITK	INDIAN INSTITUTE OF TECHNOLOGY	0	180770	0	2500	0	183270
100	2017387	LDA	IITK	INDIAN INSTITUTE OF TECHNOLOGY	0	422400	0	1590600	0	2013000
101	2019204	LDA	IITK	INDIAN INSTITUTE OF TECHNOLOGY	0	509274	0	27877	0	537151

102	2017433	LDA	IITK	INDIAN INSTITUTE OF TECHNOLOGY	0	263253	0	17476	0	280729
103	2018262	LDA	IITK	INDIAN INSTITUTE OF TECHNOLOGY	0	374002	0	51357	0	425359
104	2018498	LDA	IITK	INDIAN INSTITUTE OF TECHNOLOGY	0	100000	0	29861	0	129861
105	2016355	LDA	IITK	INDIAN INSTITUTE OF TECHNOLOGY	0	61158	0	0	0	61158
106	20110116	LDA	IITK	INDIAN INSTITUTE OF TECHNOLOGY	0	44066	0	0	0	44066
107	2018347	LDA	IITK	INDIAN INSTITUTE OF TECHNOLOGY	0	64500	0	68937	0	133437
108	2017275	LDA	IITK	INDIAN INSTITUTE OF TECHNOLOGY	0	570166	0	46875	0	617041
109	2020359	LDA	IITK	INDIAN INSTITUTE OF TECHNOLOGY	0	0	0	112569	0	112569
110	2015215	LDA	IITK	INDIAN INSTITUTE OF TECHNOLOGY	0	18572	0	0	0	18572
111	2018268	LDA	IITK	INDIAN INSTITUTE OF TECHNOLOGY	0	118341	0	0	0	118341
112	2016339	LDA	IITK	INDIAN INSTITUTE OF TECHNOLOGY	0	40159	0	0	0	40159
113	2017042	LDA	IITK	INDIAN INSTITUTE OF TECHNOLOGY	0	335445	0	16750	0	352195
114	2015181	LDA	IITK	INDIAN INSTITUTE OF TECHNOLOGY	0	939558	939558	0	0	0
115	2019526	LDA	IITK	INDIAN INSTITUTE OF TECHNOLOGY	0	60000	0	195347	0	255347
116	2020193	LDA	IITK	INDIAN INSTITUTE OF TECHNOLOGY	0	0	0	825893	0	825893
117	2017124	LDA	IITK	INDIAN INSTITUTE OF TECHNOLOGY	0	149316	0	671238	0	820554
118	20070151	LDA	IITK	INDIAN INSTITUTE OF TECHNOLOGY	0	185	0	0	0	185
119	2015355	LDA	IITK	INDIAN INSTITUTE OF TECHNOLOGY	0	789264	789264	0	0	0

120	2020310	LDA	IITK	INDIAN INSTITUTE OF TECHNOLOGY	0	0	0	583947	0	583947
121	2014089	LDA	IITK	INDIAN INSTITUTE OF TECHNOLOGY	0	277803	214066	0	0	63737
122	2019151	LDA	IITK	INDIAN INSTITUTE OF TECHNOLOGY	0	6060597	1718688	0	0	4341909
123	2015093	LDA	IITK	INDIAN INSTITUTE OF TECHNOLOGY	0	237036	237036	0	0	0
124	2020019	LDA	IITK	INDIAN INSTITUTE OF TECHNOLOGY	0	0	0	1021644	0	1021644
125	2017350	LDA	IITK	INDIAN INSTITUTE OF TECHNOLOGY	0	307574	32000	0	0	275574
126	2015140	LDA	IITK	INDIAN INSTITUTE OF TECHNOLOGY	0	33644	0	0	0	33644
127	2017349	LDA	IITK	INDIAN INSTITUTE OF TECHNOLOGY	0	286335	0	381273	0	667608
128	2017389	LDA	IITK	INDIAN INSTITUTE OF TECHNOLOGY	0	215680	0	162305	0	377985
129	2019280	LDA	IITK	INDIAN INSTITUTE OF TECHNOLOGY	0	213538	0	0	0	213538
130	2014212	LDA	IITK	INDIAN INSTITUTE OF TECHNOLOGY	0	2801525	0	876390	0	3677915
131	2018222	LDA	IITK	INDIAN INSTITUTE OF TECHNOLOGY	0	235181	0	123634	0	358815
132	2018217	LDA	IITK	INDIAN INSTITUTE OF TECHNOLOGY	0	1759734	0	467865	0	2227599
133	2020049	LDA	IITK	INDIAN INSTITUTE OF TECHNOLOGY	0	0	0	723082	0	723082
134	2019099	LDA	IITK	INDIAN INSTITUTE OF TECHNOLOGY	0	0	0	93000	0	93000
135	2017413	LDA	IITK	INDIAN INSTITUTE OF TECHNOLOGY	0	29065	0	1562	0	30627
136	2019294	LDA	IITK	INDIAN INSTITUTE OF TECHNOLOGY	0	131208	0	243763	0	374971
137	2020417	LDA	IITK	INDIAN INSTITUTE OF TECHNOLOGY	0	0	0	74865	0	74865

138	20110069	LDA	IITK	INDIAN INSTITUTE OF TECHNOLOGY	0	2542	0	0	0	2542
139	20120053	LDA	IITK	INDIAN INSTITUTE OF TECHNOLOGY	204	0	0	0	204	0
140	2015041	LDA	IITK	INDIAN INSTITUTE OF TECHNOLOGY	0	36965	27079	0	0	9886
141	2020063	LDA	IITK	INDIAN INSTITUTE OF TECHNOLOGY	0	0	0	27079	0	27079
142	2018087	LDA	IITK	INDIAN INSTITUTE OF TECHNOLOGY	0	1130939	430694	0	0	700245
143	2015368	LDA	IITK	INDIAN INSTITUTE OF TECHNOLOGY	0	1252167	1252167	0	0	0
144	2020309	LDA	IITK	INDIAN INSTITUTE OF TECHNOLOGY	0	0	0	939577	0	939577
145	20110102	LDA	IITK	INDIAN INSTITUTE OF TECHNOLOGY	0	32965	0	0	0	32965
146	2018149	LDA	IITK	INDIAN INSTITUTE OF TECHNOLOGY	0	3079209	0	106783	0	3185992
147	2016269	LDA	IITK	INDIAN INSTITUTE OF TECHNOLOGY	0	40000	0	519381	0	559381
148	2018095	LDA	IITK	INDIAN INSTITUTE OF TECHNOLOGY	0	7409567	1661297	0	0	5748270
149	20120321	LDA	IITK	INDIAN INSTITUTE OF TECHNOLOGY	0	246432	0	0	0	246432
150	2018324	LDA	IITK	INDIAN INSTITUTE OF TECHNOLOGY	0	297594	0	496973	0	794567
151	2017301	LDA	IITK	INDIAN INSTITUTE OF TECHNOLOGY	0	142719	0	495000	0	637719
152	2016068	LDA	IITK	INDIAN INSTITUTE OF TECHNOLOGY	0	147662	0	95000	0	242662
153	2018486	LDA	IITK	INDIAN INSTITUTE OF TECHNOLOGY	0	72701	0	63750	0	136451
154	20130021	LDA	IITK	INDIAN INSTITUTE OF TECHNOLOGY	0	318	0	0	0	318
155	2018029	LDA	IITK	INDIAN INSTITUTE OF TECHNOLOGY	0	1468583	201780	0	0	1266803

156	2018482	LDA	IITK	INDIAN INSTITUTE OF TECHNOLOGY	0	1013840	570318	0	0	443522
157	2015224	LDA	IITK	INDIAN INSTITUTE OF TECHNOLOGY	0	2271824	2271824	0	0	0
158	2020363	LDA	IITK	INDIAN INSTITUTE OF TECHNOLOGY	0	0	0	2519129	0	2519129
159	2014201	LDA	IITK	INDIAN INSTITUTE OF TECHNOLOGY	0	77886	13900	0	0	63986
160	2018121	LDA	IITK	INDIAN INSTITUTE OF TECHNOLOGY	0	70255	0	429937	0	500192
161	2018010	LDA	IITK	INDIAN INSTITUTE OF TECHNOLOGY	0	66266	0	0	0	66266
162	2020044	LDA	IITK	INDIAN INSTITUTE OF TECHNOLOGY	0	0	0	4684419	0	4684419
163	2015143	LDA	IITK	INDIAN INSTITUTE OF TECHNOLOGY	0	16398	0	0	0	16398
164	2019184	LDA	IITK	INDIAN INSTITUTE OF TECHNOLOGY	0	35200	0	0	0	35200
165	2018470	LDA	IITK	INDIAN INSTITUTE OF TECHNOLOGY	0	205962	11829	0	0	194133
166	2020247	LDA	IITK	INDIAN INSTITUTE OF TECHNOLOGY	0	0	0	18825	0	18825
167	2019228	LDA	IITK	INDIAN INSTITUTE OF TECHNOLOGY	0	0	0	1000	0	1000
168	2018067	LDA	IITK	INDIAN INSTITUTE OF TECHNOLOGY	0	440884	107143	0	0	333741
169	20070171	LDA	IITK	INDIAN INSTITUTE OF TECHNOLOGY	0	32264	0	0	0	32264
170	2018432	LDA	IITK	INDIAN INSTITUTE OF TECHNOLOGY	0	20535	0	12350	0	32885
171	2018283	LDA	IITK	INDIAN INSTITUTE OF TECHNOLOGY	0	38506	0	12805	0	51311
172	2015354	LDA	IITK	INDIAN INSTITUTE OF TECHNOLOGY	0	28339	18339	0	0	10000
173	2020351	LDA	IITK	INDIAN INSTITUTE OF TECHNOLOGY	0	0	0	18339	0	18339

174	20110103	LDA	IITK	INDIAN INSTITUTE OF TECHNOLOGY	0	18390	0	0	0	18390
175	2015168	LDA	IITK	INDIAN INSTITUTE OF TECHNOLOGY	0	992987	992987	0	0	0
176	2015206	LDA	IITK	INDIAN INSTITUTE OF TECHNOLOGY	0	137326	137326	0	0	0
177	2015384	LDA	IITK	INDIAN INSTITUTE OF TECHNOLOGY	0	2982660	3244575	0	261915	0
178	2020211	LDA	IITK	INDIAN INSTITUTE OF TECHNOLOGY	0	0	0	4157519	0	4157519
179	2020234	LDA	IITK	INDIAN INSTITUTE OF TECHNOLOGY	0	0	0	1437887	0	1437887
180	2020235	LDA	IITK	INDIAN INSTITUTE OF TECHNOLOGY	0	0	0	153826	0	153826
181	2015044	LDA	IITK	INDIAN INSTITUTE OF TECHNOLOGY	0	751854	239030	0	0	512824
182	2016215	LDA	IITK	INDIAN INSTITUTE OF TECHNOLOGY	0	560077	0	780000	0	1340077
183	2019500	LDA	IITK	INDIAN INSTITUTE OF TECHNOLOGY	0	0	0	450000	0	450000
184	2020040	LDA	IITK	INDIAN INSTITUTE OF TECHNOLOGY	0	0	0	507130	0	507130
185	2017240	LDA	IITK	INDIAN INSTITUTE OF TECHNOLOGY	0	30073	30073	0	0	0
186	2018414	LDA	IITK	INDIAN INSTITUTE OF TECHNOLOGY	0	3000	0	0	0	3000
187	2019447	LDA	IITK	INDIAN INSTITUTE OF TECHNOLOGY	0	308051	0	66150	0	374201
188	2017107	LDA	IITK	INDIAN INSTITUTE OF TECHNOLOGY	0	305551	0	157206	0	462757
189	2018272	LDA	IITK	INDIAN INSTITUTE OF TECHNOLOGY	0	454419	0	106800	0	561219
190	2020210	LDA	IITK	INDIAN INSTITUTE OF TECHNOLOGY	0	0	0	46650	0	46650
191	2019424	LDA	IITK	INDIAN INSTITUTE OF TECHNOLOGY	0	0	0	3000	0	3000

192	2015191	LDA	IITK	INDIAN INSTITUTE OF TECHNOLOGY	0	230223	230223	0	0	0
193	2020223	LDA	IITK	INDIAN INSTITUTE OF TECHNOLOGY	0	0	0	271655	0	271655
194	2020216	LDA	IITK	INDIAN INSTITUTE OF TECHNOLOGY	0	0	0	4168613	0	4168613
195	2019541	LDA	IITK	INDIAN INSTITUTE OF TECHNOLOGY	0	0	0	4500	0	4500
196	20110214	LDA	IITK	INDIAN INSTITUTE OF TECHNOLOGY	0	1115030	0	166780	0	1281810
197	2018410	LDA	IITK	INDIAN INSTITUTE OF TECHNOLOGY	0	225937	27812	0	0	198125
198	2017210	LDA	IITK	INDIAN INSTITUTE OF TECHNOLOGY	0	151046	0	0	0	151046
199	20130232	LDA	IITK	INDIAN INSTITUTE OF TECHNOLOGY	0	24104	0	0	0	24104
200	2015092	LDA	IITK	INDIAN INSTITUTE OF TECHNOLOGY	0	12254	0	0	0	12254
201	2019074	LDA	IITK	INDIAN INSTITUTE OF TECHNOLOGY	0	130550	125772	0	0	4778
202	2017263	LDA	IITK	INDIAN INSTITUTE OF TECHNOLOGY	0	17267	0	105000	0	122267
203	20090199	LDA	IITK	INDIAN INSTITUTE OF TECHNOLOGY	0	21335	0	0	0	21335
204	2014203	LDA	IITK	INDIAN INSTITUTE OF TECHNOLOGY	0	901430	0	0	0	901430
205	2019263	LDA	IITK	INDIAN INSTITUTE OF TECHNOLOGY	0	2383921	0	328779	0	2712700
206	2017125	LDA	IITK	INDIAN INSTITUTE OF TECHNOLOGY	0	238504	7644	0	0	230860
207	20120170	LDA	IITK	INDIAN INSTITUTE OF TECHNOLOGY	0	3800	0	0	0	3800
208	2017380	LDA	IITK	INDIAN INSTITUTE OF TECHNOLOGY	0	40334	0	0	0	40334
209	20130120	LDA	IITK	INDIAN INSTITUTE OF TECHNOLOGY	0	2000	0	0	0	2000

210	2018232	LDA	IITK	INDIAN INSTITUTE OF TECHNOLOGY	0	757559	2724	0	0	754835
211	2014263	LDA	IITK	INDIAN INSTITUTE OF TECHNOLOGY	113	0	0	0	113	0
212	2015304	LDA	IITK	INDIAN INSTITUTE OF TECHNOLOGY	0	0	0	25000	0	25000
213	20120334	LDA	IITK	INDIAN INSTITUTE OF TECHNOLOGY	0	304498	0	0	0	304498
214	2018004	LDA	IITK	INDIAN INSTITUTE OF TECHNOLOGY	0	1496666	106937	0	0	1389729
215	2018224	LDA	IITK	INDIAN INSTITUTE OF TECHNOLOGY	0	181217	0	242463	0	423680
216	2018306	LDA	IITK	INDIAN INSTITUTE OF TECHNOLOGY	0	322402	0	54768	0	377170
217	2020165	LDA	IITK	INDIAN INSTITUTE OF TECHNOLOGY	0	0	0	499715	0	499715
218	2018413	LDA	IITK	INDIAN INSTITUTE OF TECHNOLOGY	0	234380	0	3486018	0	3720398
219	2016200	LDA	IITK	INDIAN INSTITUTE OF TECHNOLOGY	0	1164882	0	73308	0	1238190
220	2016193	LDA	IITK	INDIAN INSTITUTE OF TECHNOLOGY	0	224117	13618	0	0	210499
		LDA Total			817	142678994	34976075	60387094	267385	168356581
1	2018499	MIS	MISC	MISCELLANEOUS	0	599536	331333	0	0	268203
2	20090284	MIS	IITK	INDIAN INSTITUTE OF TECHNOLOGY	0	322	0	0	0	322
3	20030113	MIS	MIS001	misc	1477826	0	0	0	1477826	0
4	20130249	MIS	IITK	INDIAN INSTITUTE OF TECHNOLOGY	0	13024143	1185396	0	0	11838747
5	2015208B	MIS	MISC	MISCELLANEOUS	0	466256	0	0	0	466256
6	2020413	MIS	UPSIDA	UP STATE INDUSTRIAL DEVELOPMENT AUTHORITY	0	0	0	122499	0	122499
7	20040313	MIS	IITK	INDIAN INSTITUTE OF TECHNOLOGY	0	46889	0	0	0	46889
8	20040008	MIS	MICROS	MICROSOFT CORPORATION	212	0	0	0	212	0
9	20030112	MIS	CHIPS	CHIPS, CHATTISGARH	0	1677323	0	0	0	1677323

10	2020377A	MIS	LATROB	LATROBE UNIVERSITY AUSTRALIA	0	0	562500	0	562500	0
11	2020006	MIS	R&D	R & D FUND	0	0	0	0	0	0
12	2020160	MIS	R&D	R & D FUND	0	0	0	0	0	0
13	2015333	MIS	MISC	MISCELLANEOUS	0	289814	0	0	0	289814
14	2017396	MIS	MISC	MISCELLANEOUS	0	6300689	15319301	0	9018612	0
15	20110009	MIS	IITK	INDIAN INSTITUTE OF TECHNOLOGY	0	3896274	0	230368	0	4126642
16	2018174A	MIS	DST	DEPARTMENT OF SC.& TECHNOLOGY	584668	0	72886	0	657554	0
17	2018174B	MIS	DST	DEPARTMENT OF SC.& TECHNOLOGY	170866	0	126076	0	296942	0
18	2018174C	MIS	DST	DEPARTMENT OF SC.& TECHNOLOGY	241508	0	22605	0	264113	0
19	2018174D	MIS	DST	DEPARTMENT OF SC.& TECHNOLOGY	162542	0	64964	0	227506	0
20	2018093A	MIS	GAIL	GAS AUTHORITY OF INDIA LTD	0	0	0	0	0	0
21	2018093C	MIS	GAIL	GAS AUTHORITY OF INDIA LTD	0	0	0	0	0	0
22	2018093E	MIS	GAIL	GAS AUTHORITY OF INDIA LTD	0	0	0	0	0	0
23	2018093F	MIS	GAIL	GAS AUTHORITY OF INDIA LTD	0	0	0	0	0	0
24	2018093G	MIS	GAIL	GAS AUTHORITY OF INDIA LTD	0	0	0	0	0	0
25	2018093H	MIS	GAIL	GAS AUTHORITY OF INDIA LTD	0	0	0	0	0	0
26	2018093I	MIS	GAIL	GAS AUTHORITY OF INDIA LTD	0	0	0	0	0	0
27	2020378	MIS	LATROB	LATROBE UNIVERSITY AUSTRALIA	0	0	26217	0	26217	0
28	20040111	MIS	UPEC	UP ELECTRONICS CORPORATION LIMITED	0	4500	0	0	0	4500
29	20060355	MIS	MIS001	misc	0	4100000	0	0	0	4100000
30	20110294	MIS	MISC	MISCELLANEOUS	0	9274	0	0	0	9274
31	2020419	MIS	MISC	MISCELLANEOUS	0	0	0	21749	0	21749

32	2015208A	MIS	MISC	MISCELLANEOUS	0	325443	0	0	0	325443
33	20100147	MIS	MISC	MISCELLANEOUS	0	3700581	0	1254985	0	4955566
34	19980168	MIS	MIS001	misc	0	732489	0	0	0	732489
35	2020392	MIS	MIS	MIS	0	0	0	0	0	0
36	2020393	MIS	MIS	MIS	0	0	0	0	0	0
37	19980041	MIS	IITK	INDIAN INSTITUTE OF TECHNOLOGY	0	160685496	184212765	0	23527269	0
38	96233	MIS	RAH	RA HOSTEL	0	29795366	0	5896635	0	35692001
39	20120345	MIS	TIDE	TECHNOLOGY INCUBATION & DEVELOPMENT ENTREPRENURSHIP	2341298	0	0	0	2341298	0
40	2014027	MIS	TDB	TECHNOLOGY DEVELOPMENT BOARD	500000	0	0	0	500000	0
41	20100040	MIS	MIS	MIS	797620	0	0	797620	0	0
42	20110242	MIS	MIS	MIS	0	1289376	0	2583790	0	3873166
43	20110244	MIS	TIDE	TECHNOLOGY INCUBATION & DEVELOPMENT ENTREPRENURSHIP	3876	0	0	0	3876	0
44	20120093	MIS	NSTEDB	NATIONAL S & T ENTREPRENEURSHIP DEVELOPMENT BOARD	0	5000	0	0	0	5000
45	2014185	MIS	SIDBI	SMALL IND. DEV. BANK OF INIDA	0	1013883	5000	0	0	1008883
46	2014378	MIS	MOL	MINISTRY OF LABOUR	0	1	0	0	0	1
47	2015047	MIS	DORA	DEAN OF RESOURCES AND ALUMNI	0	50000	0	0	0	50000
48	2016077	MIS	MISC	MISCELLANEOUS	1549288	0	18921	0	1568209	0
		MIS Total			7829704	228012655	201947964	10907646	40472134	69614767
1	2017061	OTH	MISC	MISCELLANEOUS	0	554645	0	652754	0	1207399
2	2018467C	OTH	UPEIDA	UTTAR PRADESH EXPRESSWAYS INDUSTRIAL DEVELOPMENT AUTHORITY	0	921576	882598	0	0	38978
3	19970026	OTH	IITK	INDIAN INSTITUTE OF TECHNOLOGY	0	148634	0	0	0	148634
4	2019479	OTH	IITK	INDIAN INSTITUTE OF TECHNOLOGY	0	6000000	346271	0	0	5653729
5	2019123A	OTH	MISC	MISCELLANEOUS	0	0	0	1638260	0	1638260

6	2017435	OTH	COGJET	COGNITIVE SC. JOINT ENTRANCE TEST	0	274492	0	237173	0	511665
7	2018467A	OTH	UPEIDA	UTTAR PRADESH EXPRESSWAYS INDUSTRIAL DEVELOPMENT AUTHORITY	0	2590727	784998	0	0	1805729
8	20100286	OTH	IITK	INDIAN INSTITUTE OF TECHNOLOGY	0	29442	0	0	0	29442
9	2018462	OTH	CSIR	COUNCIL OF SC.& IND. RESEARCH	0	45000	180000	0	135000	0
10	2018467B	OTH	UPEIDA	UTTAR PRADESH EXPRESSWAYS INDUSTRIAL DEVELOPMENT AUTHORITY	0	868000	0	0	0	868000
11	2018366	OTH	GOOGLE	GOOGLE ONLINE INDIA PVT.LTD	0	1385828	104142	0	0	1281686
12	20060115	OTH	IITK	INDIAN INSTITUTE OF TECHNOLOGY	0	45340197	0	4785967	0	50126164
13	2018412	OTH	DORA	DEAN OF RESOURCES AND ALUMNI	581082	0	0	581082	0	0
14	2019237	OTH	RTPL	RARAMURI TECHNOLOGY PRIVATE LIMITED	234526	0	0	225236	9290	0
15	2018460	OTH	DORA	DEAN OF RESOURCES AND ALUMNI	33872	0	0	0	33872	0
16	2019499	OTH	DORA	DEAN OF RESOURCES AND ALUMNI	0	0	215000	0	215000	0
17	2018411	OTH	IITK	INDIAN INSTITUTE OF TECHNOLOGY	0	392670	195058	0	0	197612
18	2017295	OTH	R&D	R & D FUND	0	753	0	0	0	753
19	2018467D	OTH	UPEIDA	UTTAR PRADESH EXPRESSWAYS INDUSTRIAL DEVELOPMENT AUTHORITY	0	1284263	942981	0	0	341282
20	2018531	OTH	MAXLIN	MAXLINEAR	0	0	0	0	0	0
21	2016067	OTH	IITK	INDIAN INSTITUTE OF TECHNOLOGY	0	170647	356714	0	186067	0
22	20070225	OTH	IITK	INDIAN INSTITUTE OF TECHNOLOGY	0	689690	0	0	0	689690
23	20100166	OTH	MIS	MIS	0	836995	536000	0	0	300995

24	20130009	OTH	IITK	INDIAN INSTITUTE OF TECHNOLOGY	0	50864	322864	0	272000	0
25	2019258	OTH	SERB	SCIENCE & ENGINEERING RESEARCH BOARD	0	133871	0	0	0	133871
26	20010131	OTH	SAMTEL	SAMTEL	0	5000	0	0	0	5000
27	19970327	OTH	AICTE	ALL INDIA COUNCIL OF TECH EDU	0	588689	0	0	0	588689
28	20030375	OTH	IITK	INDIAN INSTITUTE OF TECHNOLOGY	0	1945988	0	0	0	1945988
29	20030379	OTH	IITK	INDIAN INSTITUTE OF TECHNOLOGY	1471921	0	0	0	1471921	0
30	9277	OTH	IITK	INDIAN INSTITUTE OF TECHNOLOGY	0	3181909	1177763	0	0	2004146
31	2019326	OTH	DORA	DEAN OF RESOURCES AND ALUMNI	16772	0	0	16772	0	0
32	2020055	OTH	MISC	MISCELLANEOUS	0	0	0	5682466	0	5682466
		OTH Total			2338173	67439880	6044389	13819710	2323150	75200178
1	20100169	PA	MIS	MIS	0	8347	0	0	0	8347
2	20100168	PA	MIS	MIS	0	41558	0	0	0	41558
3	20100167	PA	MIS	MIS	0	22379	0	67192	0	89571
		PA Total			0	72284	0	67192	0	139476
1	93117	PDA	IITK	INDIAN INSTITUTE OF TECHNOLOGY	0	4696	0	0	0	4696
2	20010198	PDA	IITK	INDIAN INSTITUTE OF TECHNOLOGY	0	315	0	0	0	315
3	20120027	PDA	IITK	INDIAN INSTITUTE OF TECHNOLOGY	0	15421	15421	0	0	0
4	20120028	PDA	IITK	INDIAN INSTITUTE OF TECHNOLOGY	0	19689	0	23891	0	43580
5	2015352	PDA	IITK	INDIAN INSTITUTE OF TECHNOLOGY	0	27067	27067	0	0	0
6	2016413	PDA	IITK	INDIAN INSTITUTE OF TECHNOLOGY	0	0	0	0	0	0
7	20040170	PDA	IITK	INDIAN INSTITUTE OF TECHNOLOGY	0	126	100	0	0	26
8	20120035	PDA	IITK	INDIAN INSTITUTE OF TECHNOLOGY	0	12623	0	21595	0	34218

9	96105	PDA	IITK	INDIAN INSTITUTE OF TECHNOLOGY	0	5703	0	0	0	5703
10	19970175	PDA	IITK	INDIAN INSTITUTE OF TECHNOLOGY	0	478398	0	50287	0	528685
11	94222	PDA	IITK	INDIAN INSTITUTE OF TECHNOLOGY	0	14270	0	0	0	14270
12	94224	PDA	IITK	INDIAN INSTITUTE OF TECHNOLOGY	0	83544	0	0	0	83544
13	19970174	PDA	IITK	INDIAN INSTITUTE OF TECHNOLOGY	0	1023658	0	12284	0	1035942
14	94202	PDA	IITK	INDIAN INSTITUTE OF TECHNOLOGY	0	6809	0	0	0	6809
15	96079	PDA	IITK	INDIAN INSTITUTE OF TECHNOLOGY	0	1274676	0	110501	0	1385177
16	19980128	PDA	IITK	INDIAN INSTITUTE OF TECHNOLOGY	0	7659	0	5640	0	13299
17	96097	PDA	IITK	INDIAN INSTITUTE OF TECHNOLOGY	0	605791	56485	0	0	549306
18	19980099	PDA	IITK	INDIAN INSTITUTE OF TECHNOLOGY	0	268522	0	31530	0	300052
19	19980037	PDA	IITK	INDIAN INSTITUTE OF TECHNOLOGY	0	253607	0	108654	0	362261
20	20010254	PDA	IITK	INDIAN INSTITUTE OF TECHNOLOGY	0	933090	72428	0	0	860662
21	20020108	PDA	IITK	INDIAN INSTITUTE OF TECHNOLOGY	0	318915	0	111857	0	430772
22	20050042	PDA	IITK	INDIAN INSTITUTE OF TECHNOLOGY	0	10	0	18400	0	18410
23	20050077	PDA	IITK	INDIAN INSTITUTE OF TECHNOLOGY	0	18032	0	0	0	18032
24	20080085	PDA	IITK	INDIAN INSTITUTE OF TECHNOLOGY	0	361418	12080	0	0	349338
25	20100354	PDA	IITK	INDIAN INSTITUTE OF TECHNOLOGY	0	253199	0	67116	0	320315
26	20110001	PDA	IITK	INDIAN INSTITUTE OF TECHNOLOGY	0	293222	17648	0	0	275574

27	20110131	PDA	IITK	INDIAN INSTITUTE OF TECHNOLOGY	0	474297	0	135871	0	610168
28	20110274	PDA	IITK	INDIAN INSTITUTE OF TECHNOLOGY	0	156475	0	107761	0	264236
29	20120286	PDA	IITK	INDIAN INSTITUTE OF TECHNOLOGY	0	128542	11904	0	0	116638
30	20130180	PDA	IITK	INDIAN INSTITUTE OF TECHNOLOGY	0	5342	0	54652	0	59994
31	2014022	PDA	IITK	INDIAN INSTITUTE OF TECHNOLOGY	0	32028	0	31008	0	63036
32	2014191	PDA	IITK	INDIAN INSTITUTE OF TECHNOLOGY	0	120487	0	32080	0	152567
33	2015050	PDA	IITK	INDIAN INSTITUTE OF TECHNOLOGY	0	126589	0	14380	0	140969
34	2016278	PDA	IITK	INDIAN INSTITUTE OF TECHNOLOGY	0	66594	0	53972	0	120566
35	2016338	PDA	IITK	INDIAN INSTITUTE OF TECHNOLOGY	0	167075	0	77912	0	244987
36	2017122	PDA	IITK	INDIAN INSTITUTE OF TECHNOLOGY	0	45537	0	57673	0	103210
37	2017330	PDA	IITK	INDIAN INSTITUTE OF TECHNOLOGY	0	49674	0	42825	0	92499
38	2017499	PDA	IITK	INDIAN INSTITUTE OF TECHNOLOGY	0	16000	0	0	0	16000
39	2019057	PDA	IITK	INDIAN INSTITUTE OF TECHNOLOGY	0	0	0	28858	0	28858
40	2019466	PDA	IITK	INDIAN INSTITUTE OF TECHNOLOGY	0	0	0	41381	0	41381
41	2020275	PDA	IITK	INDIAN INSTITUTE OF TECHNOLOGY	0	0	0	5250	0	5250
42	20080020	PDA	IITK	INDIAN INSTITUTE OF TECHNOLOGY	0	54615	54615	0	0	0
43	20040164	PDA	IITK	INDIAN INSTITUTE OF TECHNOLOGY	0	93460	0	66400	0	159860
44	20020339	PDA	IITK	INDIAN INSTITUTE OF TECHNOLOGY	0	44511	15592	0	0	28919

45	20020340	PDA	IITK	INDIAN INSTITUTE OF TECHNOLOGY	0	155701	0	15000	0	170701
46	20020341	PDA	IITK	INDIAN INSTITUTE OF TECHNOLOGY	2003	0	0	0	2003	0
47	20020342	PDA	IITK	INDIAN INSTITUTE OF TECHNOLOGY	0	2591006	0	62098	0	2653104
48	20020343	PDA	IITK	INDIAN INSTITUTE OF TECHNOLOGY	0	211	0	0	0	211
49	20050045	PDA	IITK	INDIAN INSTITUTE OF TECHNOLOGY	0	1054721	0	1138298	0	2193019
50	20050182	PDA	IITK	INDIAN INSTITUTE OF TECHNOLOGY	0	799557	0	72000	0	871557
51	20070130	PDA	IITK	INDIAN INSTITUTE OF TECHNOLOGY	0	218811	78763	0	0	140048
52	20070119	PDA	IITK	INDIAN INSTITUTE OF TECHNOLOGY	0	194134	71550	0	0	122584
53	20110192	PDA	IITK	INDIAN INSTITUTE OF TECHNOLOGY	0	740650	593242	0	0	147408
54	20100293	PDA	IITK	INDIAN INSTITUTE OF TECHNOLOGY	0	269771	16257	0	0	253514
55	20130048	PDA	IITK	INDIAN INSTITUTE OF TECHNOLOGY	0	740114	66679	0	0	673435
56	2014058	PDA	IITK	INDIAN INSTITUTE OF TECHNOLOGY	0	109601	0	6586	0	116187
57	2014109	PDA	IITK	INDIAN INSTITUTE OF TECHNOLOGY	0	742831	0	191216	0	934047
58	2014339	PDA	IITK	INDIAN INSTITUTE OF TECHNOLOGY	0	989299	0	42763	0	1032062
59	2014316	PDA	IITK	INDIAN INSTITUTE OF TECHNOLOGY	0	585078	0	5672	0	590750
60	2018339	PDA	IITK	INDIAN INSTITUTE OF TECHNOLOGY	0	42858	0	89258	0	132116
61	2018348	PDA	IITK	INDIAN INSTITUTE OF TECHNOLOGY	0	51000	0	69170	0	120170
62	2019319	PDA	IITK	INDIAN INSTITUTE OF TECHNOLOGY	0	30052	0	154521	0	184573

63	2019482	PDA	IITK	INDIAN INSTITUTE OF TECHNOLOGY	0	90000	0	67796	0	157796
64	2020250	PDA	IITK	INDIAN INSTITUTE OF TECHNOLOGY	0	0	0	51825	0	51825
65	19970294	PDA	IITK	INDIAN INSTITUTE OF TECHNOLOGY	0	135065	0	0	0	135065
66	20010170	PDA	IITK	INDIAN INSTITUTE OF TECHNOLOGY	0	28806	0	0	0	28806
67	19990100	PDA	IITK	INDIAN INSTITUTE OF TECHNOLOGY	0	22882	0	15000	0	37882
68	20060020	PDA	IITK	INDIAN INSTITUTE OF TECHNOLOGY	0	226104	0	16842	0	242946
69	20110235	PDA	IITK	INDIAN INSTITUTE OF TECHNOLOGY	0	12800	0	0	0	12800
70	20030135	PDA	IITK	INDIAN INSTITUTE OF TECHNOLOGY	0	29700	0	0	0	29700
71	20130285	PDA	IITK	INDIAN INSTITUTE OF TECHNOLOGY	0	6060	0	42400	0	48460
72	2014061	PDA	IITK	INDIAN INSTITUTE OF TECHNOLOGY	0	419	0	56400	0	56819
73	94149	PDA	IITK	INDIAN INSTITUTE OF TECHNOLOGY	0	752	0	0	0	752
74	93100	PDA	IITK	INDIAN INSTITUTE OF TECHNOLOGY	0	5397138	0	1015603	0	6412741
75	94117	PDA	IITK	INDIAN INSTITUTE OF TECHNOLOGY	0	53	0	0	0	53
76	95074	PDA	IITK	INDIAN INSTITUTE OF TECHNOLOGY	0	1009	0	0	0	1009
77	19970050	PDA	IITK	INDIAN INSTITUTE OF TECHNOLOGY	0	10899	0	0	0	10899
78	95018	PDA	IITK	INDIAN INSTITUTE OF TECHNOLOGY	0	606889	0	44016	0	650905
79	95037	PDA	IITK	INDIAN INSTITUTE OF TECHNOLOGY	0	333257	0	13600	0	346857
80	19970145	PDA	IITK	INDIAN INSTITUTE OF TECHNOLOGY	0	1189959	134430	0	0	1055529

81	96037	PDA	IITK	INDIAN INSTITUTE OF TECHNOLOGY	0	115065	0	239313	0	354378
82	19970160	PDA	IITK	INDIAN INSTITUTE OF TECHNOLOGY	0	214887	32036	0	0	182851
83	19970266	PDA	IITK	INDIAN INSTITUTE OF TECHNOLOGY	0	331115	15878	0	0	315237
84	19980048	PDA	IITK	INDIAN INSTITUTE OF TECHNOLOGY	0	22223	0	0	0	22223
85	19980033	PDA	IITK	INDIAN INSTITUTE OF TECHNOLOGY	0	1005703	14304	0	0	991399
86	19980090	PDA	IITK	INDIAN INSTITUTE OF TECHNOLOGY	0	406708	0	219524	0	626232
87	19970123	PDA	IITK	INDIAN INSTITUTE OF TECHNOLOGY	0	75932	0	49843	0	125775
88	19990245	PDA	IITK	INDIAN INSTITUTE OF TECHNOLOGY	0	181648	145598	0	0	36050
89	20010261	PDA	IITK	INDIAN INSTITUTE OF TECHNOLOGY	0	51037	0	64132	0	115169
90	20030134	PDA	IITK	INDIAN INSTITUTE OF TECHNOLOGY	0	219095	50465	0	0	168630
91	20030252	PDA	IITK	INDIAN INSTITUTE OF TECHNOLOGY	0	114286	23317	0	0	90969
92	20030195	PDA	IITK	INDIAN INSTITUTE OF TECHNOLOGY	0	966464	0	200000	0	1166464
93	20030282	PDA	IITK	INDIAN INSTITUTE OF TECHNOLOGY	0	24378	0	0	0	24378
94	20060007	PDA	IITK	INDIAN INSTITUTE OF TECHNOLOGY	0	15493	0	0	0	15493
95	20060279	PDA	IITK	INDIAN INSTITUTE OF TECHNOLOGY	0	1009808	0	53824	0	1063632
96	20070136	PDA	IITK	INDIAN INSTITUTE OF TECHNOLOGY	0	623000	0	98671	0	721671
97	20100003	PDA	IITK	INDIAN INSTITUTE OF TECHNOLOGY	0	2322984	0	715481	0	3038465
98	20100004	PDA	IITK	INDIAN INSTITUTE OF TECHNOLOGY	0	302778	0	68141	0	370919

99	20100121	PDA	IITK	INDIAN INSTITUTE OF TECHNOLOGY	0	2498	0	5477	0	7975
100	20100123	PDA	IITK	INDIAN INSTITUTE OF TECHNOLOGY	0	53552	0	0	0	53552
101	20100124	PDA	IITK	INDIAN INSTITUTE OF TECHNOLOGY	0	261293	198421	0	0	62872
102	20100283	PDA	IITK	INDIAN INSTITUTE OF TECHNOLOGY	0	58550	0	13674	0	72224
103	20110062	PDA	IITK	INDIAN INSTITUTE OF TECHNOLOGY	0	572324	0	289328	0	861652
104	20130342	PDA	IITK	INDIAN INSTITUTE OF TECHNOLOGY	0	644366	0	69540	0	713906
105	20130315	PDA	IITK	INDIAN INSTITUTE OF TECHNOLOGY	0	295049	243425	0	0	51624
106	2014274	PDA	IITK	INDIAN INSTITUTE OF TECHNOLOGY	0	539495	0	336971	0	876466
107	2014359	PDA	IITK	INDIAN INSTITUTE OF TECHNOLOGY	0	129808	0	4202	0	134010
108	2015361	PDA	IITK	INDIAN INSTITUTE OF TECHNOLOGY	0	236406	0	0	0	236406
109	2015275	PDA	IITK	INDIAN INSTITUTE OF TECHNOLOGY	0	421446	0	97797	0	519243
110	2017110	PDA	IITK	INDIAN INSTITUTE OF TECHNOLOGY	0	90568	0	93859	0	184427
111	2018108	PDA	IITK	INDIAN INSTITUTE OF TECHNOLOGY	0	24500	0	23981	0	48481
112	2018143	PDA	IITK	INDIAN INSTITUTE OF TECHNOLOGY	0	60795	0	204417	0	265212
113	2018329	PDA	IITK	INDIAN INSTITUTE OF TECHNOLOGY	0	57200	17685	0	0	39515
114	2018594	PDA	IITK	INDIAN INSTITUTE OF TECHNOLOGY	0	55329	0	44641	0	99970
115	2019131	PDA	IITK	INDIAN INSTITUTE OF TECHNOLOGY	0	15000	0	40361	0	55361
116	2019359	PDA	IITK	INDIAN INSTITUTE OF TECHNOLOGY	0	0	0	84043	0	84043

117	2019363	PDA	IITK	INDIAN INSTITUTE OF TECHNOLOGY	0	0	0	52567	0	52567
118	2019379	PDA	IITK	INDIAN INSTITUTE OF TECHNOLOGY	0	0	0	15311	0	15311
119	2019402	PDA	IITK	INDIAN INSTITUTE OF TECHNOLOGY	0	0	0	56543	0	56543
120	2020187	PDA	IITK	INDIAN INSTITUTE OF TECHNOLOGY	0	0	0	24000	0	24000
121	95149	PDA	IITK	INDIAN INSTITUTE OF TECHNOLOGY	0	8121	0	0	0	8121
122	2020021	PDA	IITK	INDIAN INSTITUTE OF TECHNOLOGY	0	0	0	15000	0	15000
123	2020172	PDA	IITK	INDIAN INSTITUTE OF TECHNOLOGY	0	0	0	24000	0	24000
124	93138	PDA	IITK	INDIAN INSTITUTE OF TECHNOLOGY	0	30584	0	0	0	30584
125	95140	PDA	IITK	INDIAN INSTITUTE OF TECHNOLOGY	0	21270	0	0	0	21270
126	93139	PDA	IITK	INDIAN INSTITUTE OF TECHNOLOGY	0	25960	0	0	0	25960
127	94160	PDA	IITK	INDIAN INSTITUTE OF TECHNOLOGY	0	1039791	0	30000	0	1069791
128	20060272	PDA	IITK	INDIAN INSTITUTE OF TECHNOLOGY	0	494	0	0	0	494
129	19980101	PDA	IITK	INDIAN INSTITUTE OF TECHNOLOGY	0	268997	0	23887	0	292884
130	19980121	PDA	IITK	INDIAN INSTITUTE OF TECHNOLOGY	0	594993	0	505022	0	1100015
131	20030137	PDA	IITK	INDIAN INSTITUTE OF TECHNOLOGY	0	330175	0	305469	0	635644
132	20040106	PDA	IITK	INDIAN INSTITUTE OF TECHNOLOGY	0	410119	255909	0	0	154210
133	20030080	PDA	IITK	INDIAN INSTITUTE OF TECHNOLOGY	0	906666	0	1395450	0	2302116
134	20060138	PDA	IITK	INDIAN INSTITUTE OF TECHNOLOGY	0	1017955	0	27050	0	1045005

135	20060051	PDA	IITK	INDIAN INSTITUTE OF TECHNOLOGY	0	372294	0	12258	0	384552
136	20060015	PDA	IITK	INDIAN INSTITUTE OF TECHNOLOGY	0	907695	0	413875	0	1321570
137	20070112	PDA	IITK	INDIAN INSTITUTE OF TECHNOLOGY	0	1405769	0	257284	0	1663053
138	20080323	PDA	IITK	INDIAN INSTITUTE OF TECHNOLOGY	0	58773	0	76007	0	134780
139	20090318	PDA	IITK	INDIAN INSTITUTE OF TECHNOLOGY	0	54668	0	92025	0	146693
140	20090263	PDA	IITK	INDIAN INSTITUTE OF TECHNOLOGY	0	448816	0	1007663	0	1456479
141	20100294	PDA	IITK	INDIAN INSTITUTE OF TECHNOLOGY	0	117000	0	62400	0	179400
142	20090355	PDA	IITK	INDIAN INSTITUTE OF TECHNOLOGY	0	44558	0	0	0	44558
143	20120203	PDA	IITK	INDIAN INSTITUTE OF TECHNOLOGY	0	182463	10994	0	0	171469
144	20130177	PDA	IITK	INDIAN INSTITUTE OF TECHNOLOGY	0	1236922	0	1696111	0	2933033
145	20130347	PDA	IITK	INDIAN INSTITUTE OF TECHNOLOGY	0	90497	0	67276	0	157773
146	2014131	PDA	IITK	INDIAN INSTITUTE OF TECHNOLOGY	0	162475	0	52500	0	214975
147	2017005	PDA	IITK	INDIAN INSTITUTE OF TECHNOLOGY	0	91583	0	87351	0	178934
148	2017281	PDA	IITK	INDIAN INSTITUTE OF TECHNOLOGY	0	67023	0	91529	0	158552
149	2018585	PDA	IITK	INDIAN INSTITUTE OF TECHNOLOGY	0	0	0	46038	0	46038
150	2019129	PDA	IITK	INDIAN INSTITUTE OF TECHNOLOGY	0	0	0	52500	0	52500
151	2019268	PDA	IITK	INDIAN INSTITUTE OF TECHNOLOGY	0	0	0	34886	0	34886
152	93099	PDA	IITK	INDIAN INSTITUTE OF TECHNOLOGY	0	88760	0	0	0	88760

153	93141	PDA	IITK	INDIAN INSTITUTE OF TECHNOLOGY	0	6059	0	0	0	6059
154	95084	PDA	IITK	INDIAN INSTITUTE OF TECHNOLOGY	0	80062	0	0	0	80062
155	96018	PDA	IITK	INDIAN INSTITUTE OF TECHNOLOGY	0	227593	0	0	0	227593
156	96077	PDA	IITK	INDIAN INSTITUTE OF TECHNOLOGY	0	36597	0	0	0	36597
157	95124	PDA	IITK	INDIAN INSTITUTE OF TECHNOLOGY	0	3832	0	0	0	3832
158	93143	PDA	IITK	INDIAN INSTITUTE OF TECHNOLOGY	0	52269	27127	0	0	25142
159	95076	PDA	IITK	INDIAN INSTITUTE OF TECHNOLOGY	0	48901	0	0	0	48901
160	94063	PDA	IITK	INDIAN INSTITUTE OF TECHNOLOGY	0	240990	0	16757	0	257747
161	95082	PDA	IITK	INDIAN INSTITUTE OF TECHNOLOGY	0	273873	0	48000	0	321873
162	19970164	PDA	IITK	INDIAN INSTITUTE OF TECHNOLOGY	0	252	0	0	0	252
163	19970118	PDA	IITK	INDIAN INSTITUTE OF TECHNOLOGY	0	218300	30420	0	0	187880
164	19980029	PDA	IITK	INDIAN INSTITUTE OF TECHNOLOGY	0	292204	0	44940	0	337144
165	19990016	PDA	IITK	INDIAN INSTITUTE OF TECHNOLOGY	0	60207	0	0	0	60207
166	20000126	PDA	IITK	INDIAN INSTITUTE OF TECHNOLOGY	0	544847	0	580899	0	1125746
167	20030084	PDA	IITK	INDIAN INSTITUTE OF TECHNOLOGY	0	247380	27190	0	0	220190
168	20030081	PDA	IITK	INDIAN INSTITUTE OF TECHNOLOGY	0	143245	0	102074	0	245319
169	20040061	PDA	IITK	INDIAN INSTITUTE OF TECHNOLOGY	0	38601	0	18870	0	57471
170	20040026	PDA	IITK	INDIAN INSTITUTE OF TECHNOLOGY	0	241634	0	81216	0	322850

171	20040108	PDA	IITK	INDIAN INSTITUTE OF TECHNOLOGY	0	34082	0	151229	0	185311
172	20050091	PDA	IITK	INDIAN INSTITUTE OF TECHNOLOGY	0	136763	0	22253	0	159016
173	20070291	PDA	IITK	INDIAN INSTITUTE OF TECHNOLOGY	0	57238	0	80000	0	137238
174	20090138	PDA	IITK	INDIAN INSTITUTE OF TECHNOLOGY	0	329752	0	40187	0	369939
175	20090155	PDA	IITK	INDIAN INSTITUTE OF TECHNOLOGY	0	71168	0	23500	0	94668
176	20100290	PDA	IITK	INDIAN INSTITUTE OF TECHNOLOGY	0	106796	0	268475	0	375271
177	20100340	PDA	IITK	INDIAN INSTITUTE OF TECHNOLOGY	0	10719	0	0	0	10719
178	20110212	PDA	IITK	INDIAN INSTITUTE OF TECHNOLOGY	0	149866	0	91720	0	241586
179	20120069	PDA	IITK	INDIAN INSTITUTE OF TECHNOLOGY	0	171948	0	2072	0	174020
180	2013384	PDA	IITK	INDIAN INSTITUTE OF TECHNOLOGY	0	19271	0	94500	0	113771
181	20130234	PDA	IITK	INDIAN INSTITUTE OF TECHNOLOGY	0	358098	0	42700	0	400798
182	2013383	PDA	IITK	INDIAN INSTITUTE OF TECHNOLOGY	0	70238	0	2194	0	72432
183	20130229	PDA	IITK	INDIAN INSTITUTE OF TECHNOLOGY	0	141779	0	55076	0	196855
184	20130236	PDA	IITK	INDIAN INSTITUTE OF TECHNOLOGY	0	354404	40044	0	0	314360
185	20130228	PDA	IITK	INDIAN INSTITUTE OF TECHNOLOGY	0	173708	0	19649	0	193357
186	20130243	PDA	IITK	INDIAN INSTITUTE OF TECHNOLOGY	0	80407	0	87900	0	168307
187	2018376	PDA	IITK	INDIAN INSTITUTE OF TECHNOLOGY	0	38600	0	46600	0	85200
188	2018374	PDA	IITK	INDIAN INSTITUTE OF TECHNOLOGY	0	30625	0	39000	0	69625

189	2018422	PDA	IITK	INDIAN INSTITUTE OF TECHNOLOGY	0	13500	0	13500	0	27000
190	2018512	PDA	IITK	INDIAN INSTITUTE OF TECHNOLOGY	0	15750	0	15750	0	31500
191	2019064	PDA	IITK	INDIAN INSTITUTE OF TECHNOLOGY	0	35474	0	35475	0	70949
192	2019042	PDA	IITK	INDIAN INSTITUTE OF TECHNOLOGY	0	14550	0	36900	0	51450
193	2019312	PDA	IITK	INDIAN INSTITUTE OF TECHNOLOGY	0	5250	0	5250	0	10500
194	2019341	PDA	IITK	INDIAN INSTITUTE OF TECHNOLOGY	0	0	0	65250	0	65250
195	2020126	PDA	IITK	INDIAN INSTITUTE OF TECHNOLOGY	0	0	0	68250	0	68250
196	2019474	PDA	IITK	INDIAN INSTITUTE OF TECHNOLOGY	0	0	0	84825	0	84825
197	2020252	PDA	IITK	INDIAN INSTITUTE OF TECHNOLOGY	0	0	0	24000	0	24000
198	2014177	PDA	IITK	INDIAN INSTITUTE OF TECHNOLOGY	0	907246	0	38400	0	945646
199	2014176	PDA	IITK	INDIAN INSTITUTE OF TECHNOLOGY	765	0	0	38400	0	37635
200	95107	PDA	IITK	INDIAN INSTITUTE OF TECHNOLOGY	0	72958	0	0	0	72958
201	94128	PDA	IITK	INDIAN INSTITUTE OF TECHNOLOGY	0	181762	87400	0	0	94362
202	95121	PDA	IITK	INDIAN INSTITUTE OF TECHNOLOGY	0	11908	0	0	0	11908
203	93120	PDA	IITK	INDIAN INSTITUTE OF TECHNOLOGY	0	70726	67000	0	0	3726
204	19970114	PDA	IITK	INDIAN INSTITUTE OF TECHNOLOGY	0	7508	0	0	0	7508
205	96155	PDA	IITK	INDIAN INSTITUTE OF TECHNOLOGY	0	54726	0	34190	0	88916
206	95122	PDA	IITK	INDIAN INSTITUTE OF TECHNOLOGY	0	58061	0	0	0	58061

207	96118	PDA	IITK	INDIAN INSTITUTE OF TECHNOLOGY	0	483461	0	0	0	483461
208	95120	PDA	IITK	INDIAN INSTITUTE OF TECHNOLOGY	0	125731	123720	0	0	2011
209	94106	PDA	IITK	INDIAN INSTITUTE OF TECHNOLOGY	0	29181	0	0	0	29181
210	96056	PDA	IITK	INDIAN INSTITUTE OF TECHNOLOGY	0	209583	0	60312	0	269895
211	19970147	PDA	IITK	INDIAN INSTITUTE OF TECHNOLOGY	0	2754211	0	89550	0	2843761
212	19980122	PDA	IITK	INDIAN INSTITUTE OF TECHNOLOGY	0	130290	0	0	0	130290
213	20010086	PDA	IITK	INDIAN INSTITUTE OF TECHNOLOGY	0	16308	0	0	0	16308
214	20020344	PDA	IITK	INDIAN INSTITUTE OF TECHNOLOGY	0	152487	0	0	0	152487
215	20050028	PDA	IITK	INDIAN INSTITUTE OF TECHNOLOGY	0	1416029	0	511529	0	1927558
216	20100122	PDA	IITK	INDIAN INSTITUTE OF TECHNOLOGY	0	940031	0	0	0	940031
217	20100016	PDA	IITK	INDIAN INSTITUTE OF TECHNOLOGY	0	86000	0	0	0	86000
218	20080277	PDA	IITK	INDIAN INSTITUTE OF TECHNOLOGY	0	314247	0	128927	0	443174
219	20100039	PDA	IITK	INDIAN INSTITUTE OF TECHNOLOGY	0	16000	0	0	0	16000
220	20100225	PDA	IITK	INDIAN INSTITUTE OF TECHNOLOGY	0	1126675	0	0	0	1126675
221	20100212	PDA	IITK	INDIAN INSTITUTE OF TECHNOLOGY	0	963658	0	2354238	0	3317896
222	20130046	PDA	IITK	INDIAN INSTITUTE OF TECHNOLOGY	0	91614	0	7636	0	99250
223	20120065	PDA	IITK	INDIAN INSTITUTE OF TECHNOLOGY	0	239210	0	29250	0	268460
224	20130047	PDA	IITK	INDIAN INSTITUTE OF TECHNOLOGY	0	79425	0	0	0	79425

225	20130321	PDA	IITK	INDIAN INSTITUTE OF TECHNOLOGY	0	21890	0	13875	0	35765
226	20130298	PDA	IITK	INDIAN INSTITUTE OF TECHNOLOGY	0	60474	3193	0	0	57281
227	20130297	PDA	IITK	INDIAN INSTITUTE OF TECHNOLOGY	0	302895	0	62400	0	365295
228	2015393	PDA	IITK	INDIAN INSTITUTE OF TECHNOLOGY	0	1654651	74876	0	0	1579775
229	2015167	PDA	IITK	INDIAN INSTITUTE OF TECHNOLOGY	0	401015	0	41524	0	442539
230	2015406	PDA	IITK	INDIAN INSTITUTE OF TECHNOLOGY	0	51688	0	0	0	51688
231	2015423	PDA	IITK	INDIAN INSTITUTE OF TECHNOLOGY	0	7500	0	0	0	7500
232	2016006	PDA	IITK	INDIAN INSTITUTE OF TECHNOLOGY	0	15000	0	0	0	15000
233	2016330	PDA	IITK	INDIAN INSTITUTE OF TECHNOLOGY	0	12822	0	28470	0	41292
234	2018163	PDA	IITK	INDIAN INSTITUTE OF TECHNOLOGY	0	48720	0	38898	0	87618
235	2017199	PDA	IITK	INDIAN INSTITUTE OF TECHNOLOGY	0	11338	0	10193	0	21531
236	2018176	PDA	IITK	INDIAN INSTITUTE OF TECHNOLOGY	0	10000	0	19140	0	29140
237	2018191	PDA	IITK	INDIAN INSTITUTE OF TECHNOLOGY	0	105041	0	0	0	105041
238	2019243	PDA	IITK	INDIAN INSTITUTE OF TECHNOLOGY	0	0	0	36825	0	36825
239	2018275	PDA	IITK	INDIAN INSTITUTE OF TECHNOLOGY	0	33995	0	23850	0	57845
240	2017058	PDA	IITK	INDIAN INSTITUTE OF TECHNOLOGY	0	74761	0	9641	0	84402
241	20130079	PDA	IITK	INDIAN INSTITUTE OF TECHNOLOGY	0	40964	0	0	0	40964
242	2018103	PDA	IITK	INDIAN INSTITUTE OF TECHNOLOGY	0	29216	26904	0	0	2312

243	20130340	PDA	IITK	INDIAN INSTITUTE OF TECHNOLOGY	0	210345	0	4233	0	214578
244	20120292	PDA	IITK	INDIAN INSTITUTE OF TECHNOLOGY	0	4817	0	0	0	4817
245	2016172	PDA	IITK	INDIAN INSTITUTE OF TECHNOLOGY	0	51238	35600	0	0	15638
246	20070045	PDA	IITK	INDIAN INSTITUTE OF TECHNOLOGY	0	36375	0	13260	0	49635
247	2015359	PDA	IITK	INDIAN INSTITUTE OF TECHNOLOGY	0	26446	7153	0	0	19293
248	2016414	PDA	IITK	INDIAN INSTITUTE OF TECHNOLOGY	0	47200	0	62400	0	109600
249	2017343	PDA	IITK	INDIAN INSTITUTE OF TECHNOLOGY	0	25200	0	30900	0	56100
250	20050177	PDA	IITK	INDIAN INSTITUTE OF TECHNOLOGY	0	389	0	0	0	389
251	20120269	PDA	IITK	INDIAN INSTITUTE OF TECHNOLOGY	1510	0	0	0	1510	0
252	95244	PDA	IITK	INDIAN INSTITUTE OF TECHNOLOGY	0	214510	0	102150	0	316660
253	2017338	PDA	IITK	INDIAN INSTITUTE OF TECHNOLOGY	0	1351	600	0	0	751
254	2020020	PDA	IITK	INDIAN INSTITUTE OF TECHNOLOGY	0	0	0	13965	0	13965
255	2015360	PDA	IITK	INDIAN INSTITUTE OF TECHNOLOGY	0	2900	2600	0	0	300
256	96116	PDA	IITK	INDIAN INSTITUTE OF TECHNOLOGY	0	376570	0	0	0	376570
257	20030139	PDA	IITK	INDIAN INSTITUTE OF TECHNOLOGY	0	57776	0	8000	0	65776
258	20040117	PDA	IITK	INDIAN INSTITUTE OF TECHNOLOGY	0	334	0	0	0	334
259	20090133	PDA	IITK	INDIAN INSTITUTE OF TECHNOLOGY	0	131365	0	24000	0	155365
260	2016099	PDA	IITK	INDIAN INSTITUTE OF TECHNOLOGY	0	21577	0	0	0	21577

261	20110241	PDA	IITK	INDIAN INSTITUTE OF TECHNOLOGY	0	30806	0	0	0	30806
262	2013381	PDA	IITK	INDIAN INSTITUTE OF TECHNOLOGY	0	0	0	750	0	750
263	2015014	PDA	IITK	INDIAN INSTITUTE OF TECHNOLOGY	0	26125	0	0	0	26125
264	2014356	PDA	IITK	INDIAN INSTITUTE OF TECHNOLOGY	0	228	0	6184	0	6412
265	2015174	PDA	IITK	INDIAN INSTITUTE OF TECHNOLOGY	0	280558	74570	0	0	205988
266	2019220	PDA	IITK	INDIAN INSTITUTE OF TECHNOLOGY	0	200000	0	0	0	200000
267	2020122	PDA	IITK	INDIAN INSTITUTE OF TECHNOLOGY	0	0	0	24000	0	24000
268	96055	PDA	IITK	INDIAN INSTITUTE OF TECHNOLOGY	0	699038	0	0	0	699038
269	96199	PDA	IITK	INDIAN INSTITUTE OF TECHNOLOGY	0	0	0	294149	0	294149
270	96086	PDA	IITK	INDIAN INSTITUTE OF TECHNOLOGY	0	34083	0	0	0	34083
271	20110260	PDA	IITK	INDIAN INSTITUTE OF TECHNOLOGY	0	139740	0	38400	0	178140
272	95168	PDA	IITK	INDIAN INSTITUTE OF TECHNOLOGY	0	308539	0	27118	0	335657
273	96135	PDA	IITK	INDIAN INSTITUTE OF TECHNOLOGY	0	13270	0	0	0	13270
274	93104	PDA	IITK	INDIAN INSTITUTE OF TECHNOLOGY	0	168805	168805	0	0	0
275	95171	PDA	IITK	INDIAN INSTITUTE OF TECHNOLOGY	0	415383	100049	0	0	315334
276	2020036	PDA	IITK	INDIAN INSTITUTE OF TECHNOLOGY	0	0	0	38400	0	38400
277	94230	PDA	IITK	INDIAN INSTITUTE OF TECHNOLOGY	0	682724	0	0	0	682724
278	19990107	PDA	IITK	INDIAN INSTITUTE OF TECHNOLOGY	0	639227	0	81488	0	720715

279	94218	PDA	IITK	INDIAN INSTITUTE OF TECHNOLOGY	0	499550	389509	0	0	110041
280	19970296	PDA	IITK	INDIAN INSTITUTE OF TECHNOLOGY	0	626	0	0	0	626
281	19980104	PDA	IITK	INDIAN INSTITUTE OF TECHNOLOGY	0	431103	29687	0	0	401416
282	19970316	PDA	IITK	INDIAN INSTITUTE OF TECHNOLOGY	0	140759	138948	0	0	1811
283	19990084	PDA	IITK	INDIAN INSTITUTE OF TECHNOLOGY	0	373178	0	0	0	373178
284	19990135	PDA	IITK	INDIAN INSTITUTE OF TECHNOLOGY	0	258236	0	42209	0	300445
285	20030114	PDA	IITK	INDIAN INSTITUTE OF TECHNOLOGY	0	39450	0	0	0	39450
286	20050120	PDA	IITK	INDIAN INSTITUTE OF TECHNOLOGY	0	3305	0	0	0	3305
287	20040022	PDA	IITK	INDIAN INSTITUTE OF TECHNOLOGY	0	853297	110549	0	0	742748
288	20020225	PDA	IITK	INDIAN INSTITUTE OF TECHNOLOGY	0	215642	8550	0	0	207092
289	20030002	PDA	IITK	INDIAN INSTITUTE OF TECHNOLOGY	0	457824	232051	0	0	225773
290	20020324	PDA	IITK	INDIAN INSTITUTE OF TECHNOLOGY	0	237908	111401	0	0	126507
291	20030016	PDA	IITK	INDIAN INSTITUTE OF TECHNOLOGY	0	194939	0	37800	0	232739
292	20050173	PDA	IITK	INDIAN INSTITUTE OF TECHNOLOGY	0	441337	26036	0	0	415301
293	20050176	PDA	IITK	INDIAN INSTITUTE OF TECHNOLOGY	0	428746	0	154981	0	583727
294	20060044	PDA	IITK	INDIAN INSTITUTE OF TECHNOLOGY	0	263894	0	37600	0	301494
295	20100060	PDA	IITK	INDIAN INSTITUTE OF TECHNOLOGY	0	1405728	0	71525	0	1477253
296	20100014	PDA	IITK	INDIAN INSTITUTE OF TECHNOLOGY	0	133225	2092	0	0	131133

297	20090299	PDA	IITK	INDIAN INSTITUTE OF TECHNOLOGY	0	630162	0	102795	0	732957
298	20110252	PDA	IITK	INDIAN INSTITUTE OF TECHNOLOGY	0	61725	0	46602	0	108327
299	20090298	PDA	IITK	INDIAN INSTITUTE OF TECHNOLOGY	0	291822	0	116400	0	408222
300	20100025	PDA	IITK	INDIAN INSTITUTE OF TECHNOLOGY	0	346096	0	103689	0	449785
301	20100011	PDA	IITK	INDIAN INSTITUTE OF TECHNOLOGY	0	5864518	2748301	0	0	3116217
302	20130144	PDA	IITK	INDIAN INSTITUTE OF TECHNOLOGY	0	12250	0	0	0	12250
303	20110253	PDA	IITK	INDIAN INSTITUTE OF TECHNOLOGY	0	977209	170778	0	0	806431
304	20100033	PDA	IITK	INDIAN INSTITUTE OF TECHNOLOGY	0	221389	0	68375	0	289764
305	20120088	PDA	IITK	INDIAN INSTITUTE OF TECHNOLOGY	0	1023695	0	189543	0	1213238
306	20120216	PDA	IITK	INDIAN INSTITUTE OF TECHNOLOGY	0	1091405	169008	0	0	922397
307	20130296	PDA	IITK	INDIAN INSTITUTE OF TECHNOLOGY	0	183749	0	33071	0	216820
308	2015125	PDA	IITK	INDIAN INSTITUTE OF TECHNOLOGY	0	40814	0	40545	0	81359
309	2014341	PDA	IITK	INDIAN INSTITUTE OF TECHNOLOGY	0	158615	34817	0	0	123798
310	2016026	PDA	IITK	INDIAN INSTITUTE OF TECHNOLOGY	0	179098	0	3300	0	182398
311	2015166	PDA	IITK	INDIAN INSTITUTE OF TECHNOLOGY	0	113281	0	55275	0	168556
312	2015051	PDA	IITK	INDIAN INSTITUTE OF TECHNOLOGY	0	11700	0	0	0	11700
313	2016084	PDA	IITK	INDIAN INSTITUTE OF TECHNOLOGY	0	285145	0	76650	0	361795
314	2015297	PDA	IITK	INDIAN INSTITUTE OF TECHNOLOGY	0	43200	0	0	0	43200

315	2016333	PDA	IITK	INDIAN INSTITUTE OF TECHNOLOGY	0	168591	0	73891	0	242482
316	2017284	PDA	IITK	INDIAN INSTITUTE OF TECHNOLOGY	0	111024	0	68977	0	180001
317	2018491	PDA	IITK	INDIAN INSTITUTE OF TECHNOLOGY	0	35600	0	105875	0	141475
318	2018316	PDA	IITK	INDIAN INSTITUTE OF TECHNOLOGY	0	0	0	122875	0	122875
319	2018321	PDA	IITK	INDIAN INSTITUTE OF TECHNOLOGY	0	46977	0	23693	0	70670
320	2019139	PDA	IITK	INDIAN INSTITUTE OF TECHNOLOGY	0	0	0	24000	0	24000
321	2019412	PDA	IITK	INDIAN INSTITUTE OF TECHNOLOGY	0	0	0	24000	0	24000
322	95281	PDA	IITK	INDIAN INSTITUTE OF TECHNOLOGY	0	891967	0	406522	0	1298489
323	20030003	PDA	IITK	INDIAN INSTITUTE OF TECHNOLOGY	0	104624	0	0	0	104624
324	20090201	PDA	IITK	INDIAN INSTITUTE OF TECHNOLOGY	0	157970	0	64034	0	222004
325	2014010	PDA	IITK	INDIAN INSTITUTE OF TECHNOLOGY	0	52091	0	94512	0	146603
326	2016041	PDA	IITK	INDIAN INSTITUTE OF TECHNOLOGY	0	49254	0	106652	0	155906
327	2015345	PDA	IITK	INDIAN INSTITUTE OF TECHNOLOGY	0	638075	0	81354	0	719429
328	2017488	PDA	IITK	INDIAN INSTITUTE OF TECHNOLOGY	0	131596	0	10616	0	142212
329	2017112	PDA	IITK	INDIAN INSTITUTE OF TECHNOLOGY	0	46977	0	19950	0	66927
330	2019448	PDA	IITK	INDIAN INSTITUTE OF TECHNOLOGY	0	0	0	24000	0	24000
331	2020408	PDA	IITK	INDIAN INSTITUTE OF TECHNOLOGY	0	0	0	19875	0	19875
332	20060075	PDA	IITK	INDIAN INSTITUTE OF TECHNOLOGY	0	5502	0	0	0	5502

333	20120032	PDA	IITK	INDIAN INSTITUTE OF TECHNOLOGY	0	0	0	0	0	0
334	2019470	PDA	IITK	INDIAN INSTITUTE OF TECHNOLOGY	0	0	0	38400	0	38400
335	95100	PDA	IITK	INDIAN INSTITUTE OF TECHNOLOGY	0	963	0	0	0	963
336	95136	PDA	IITK	INDIAN INSTITUTE OF TECHNOLOGY	0	25948	25905	0	0	43
337	20020051	PDA	IITK	INDIAN INSTITUTE OF TECHNOLOGY	0	1700	0	0	0	1700
338	95246	PDA	IITK	INDIAN INSTITUTE OF TECHNOLOGY	0	43	0	0	0	43
339	19980103	PDA	IITK	INDIAN INSTITUTE OF TECHNOLOGY	0	56657	0	9600	0	66257
340	95209	PDA	IITK	INDIAN INSTITUTE OF TECHNOLOGY	0	65975	37500	0	0	28475
341	96096	PDA	IITK	INDIAN INSTITUTE OF TECHNOLOGY	0	73289	26498	0	0	46791
342	19980021	PDA	IITK	INDIAN INSTITUTE OF TECHNOLOGY	0	123095	0	0	0	123095
343	19980110	PDA	IITK	INDIAN INSTITUTE OF TECHNOLOGY	0	179688	17136	0	0	162552
344	20020055	PDA	IITK	INDIAN INSTITUTE OF TECHNOLOGY	0	99806	80709	0	0	19097
345	20010163	PDA	IITK	INDIAN INSTITUTE OF TECHNOLOGY	0	47548	0	0	0	47548
346	20020323	PDA	IITK	INDIAN INSTITUTE OF TECHNOLOGY	0	17436	0	0	0	17436
347	20040115	PDA	IITK	INDIAN INSTITUTE OF TECHNOLOGY	0	138879	0	12151	0	151030
348	20060129	PDA	IITK	INDIAN INSTITUTE OF TECHNOLOGY	0	356531	0	7222	0	363753
349	2015112	PDA	IITK	INDIAN INSTITUTE OF TECHNOLOGY	0	1204591	53200	0	0	1151391
350	20070253	PDA	IITK	INDIAN INSTITUTE OF TECHNOLOGY	0	20412	0	62400	0	82812

351	20080129	PDA	IITK	INDIAN INSTITUTE OF TECHNOLOGY	0	199137	134846	0	0	64291
352	20100247	PDA	IITK	INDIAN INSTITUTE OF TECHNOLOGY	0	36732	0	0	0	36732
353	20100243	PDA	IITK	INDIAN INSTITUTE OF TECHNOLOGY	0	3	0	7433	0	7436
354	20090149	PDA	IITK	INDIAN INSTITUTE OF TECHNOLOGY	0	4991	0	0	0	4991
355	20090236	PDA	IITK	INDIAN INSTITUTE OF TECHNOLOGY	0	702558	249727	0	0	452831
356	20090233	PDA	IITK	INDIAN INSTITUTE OF TECHNOLOGY	0	10202	0	0	0	10202
357	20090356	PDA	IITK	INDIAN INSTITUTE OF TECHNOLOGY	0	1312	0	0	0	1312
358	20110240	PDA	IITK	INDIAN INSTITUTE OF TECHNOLOGY	0	19200	0	0	0	19200
359	2014272	PDA	IITK	INDIAN INSTITUTE OF TECHNOLOGY	0	56420	0	0	0	56420
360	2014270	PDA	IITK	INDIAN INSTITUTE OF TECHNOLOGY	0	405157	0	38400	0	443557
361	2014353	PDA	IITK	INDIAN INSTITUTE OF TECHNOLOGY	0	313	313	0	0	0
362	2015147	PDA	IITK	INDIAN INSTITUTE OF TECHNOLOGY	0	276833	197181	0	0	79652
363	2015146	PDA	IITK	INDIAN INSTITUTE OF TECHNOLOGY	0	116380	0	0	0	116380
364	2015145	PDA	IITK	INDIAN INSTITUTE OF TECHNOLOGY	0	20435	57	0	0	20378
365	2018370	PDA	IITK	INDIAN INSTITUTE OF TECHNOLOGY	0	0	0	24000	0	24000
366	2018598	PDA	IITK	INDIAN INSTITUTE OF TECHNOLOGY	0	6187	0	38400	0	44587
367	2019408	PDA	IITK	INDIAN INSTITUTE OF TECHNOLOGY	0	0	0	24000	0	24000
368	20000153	PDA	IITK	INDIAN INSTITUTE OF TECHNOLOGY	0	2585	0	0	0	2585

369	96088	PDA	IITK	INDIAN INSTITUTE OF TECHNOLOGY	0	807	4	0	0	803
370	20000306	PDA	IITK	INDIAN INSTITUTE OF TECHNOLOGY	164	0	0	38400	0	38236
371	20020063	PDA	IITK	INDIAN INSTITUTE OF TECHNOLOGY	0	1416485	0	97481	0	1513966
372	20050099	PDA	IITK	INDIAN INSTITUTE OF TECHNOLOGY	0	108130	0	0	0	108130
373	20100355	PDA	IITK	INDIAN INSTITUTE OF TECHNOLOGY	0	188666	0	14100	0	202766
374	20090222	PDA	IITK	INDIAN INSTITUTE OF TECHNOLOGY	0	1233098	0	82068	0	1315166
375	20110254	PDA	IITK	INDIAN INSTITUTE OF TECHNOLOGY	0	138544	0	0	0	138544
376	20110255	PDA	IITK	INDIAN INSTITUTE OF TECHNOLOGY	0	70233	0	901	0	71134
377	2014312	PDA	IITK	INDIAN INSTITUTE OF TECHNOLOGY	0	40759	0	164810	0	205569
378	2014266	PDA	IITK	INDIAN INSTITUTE OF TECHNOLOGY	0	45179	0	38400	0	83579
379	2014265	PDA	IITK	INDIAN INSTITUTE OF TECHNOLOGY	0	765567	59250	0	0	706317
380	2014301	PDA	IITK	INDIAN INSTITUTE OF TECHNOLOGY	0	169394	0	161268	0	330662
381	2015148	PDA	IITK	INDIAN INSTITUTE OF TECHNOLOGY	0	198613	22625	0	0	175988
382	2017417	PDA	IITK	INDIAN INSTITUTE OF TECHNOLOGY	0	33600	19999	0	0	13601
383	2018092	PDA	IITK	INDIAN INSTITUTE OF TECHNOLOGY	0	25600	0	24000	0	49600
384	2019183	PDA	IITK	INDIAN INSTITUTE OF TECHNOLOGY	0	0	0	24000	0	24000
385	2020075	PDA	IITK	INDIAN INSTITUTE OF TECHNOLOGY	0	0	0	24000	0	24000
386	2017357	PDA	IITK	INDIAN INSTITUTE OF TECHNOLOGY	0	0	0	24000	0	24000

387	20120287	PDA	IITK	INDIAN INSTITUTE OF TECHNOLOGY	0	9600	0	0	0	9600
388	20120288	PDA	IITK	INDIAN INSTITUTE OF TECHNOLOGY	0	9600	9600	0	0	0
389	20120270	PDA	IITK	INDIAN INSTITUTE OF TECHNOLOGY	0	86644	0	38400	0	125044
390	20070182	PDA	IITK	INDIAN INSTITUTE OF TECHNOLOGY	0	12923	0	31847	0	44770
391	20060314	PDA	IITK	INDIAN INSTITUTE OF TECHNOLOGY	0	3862	0	22111	0	25973
392	20080348	PDA	IITK	INDIAN INSTITUTE OF TECHNOLOGY	0	19600	0	0	0	19600
393	2017441	PDA	IITK	INDIAN INSTITUTE OF TECHNOLOGY	0	1920	1920	0	0	0
394	2017440	PDA	IITK	INDIAN INSTITUTE OF TECHNOLOGY	0	31854	0	20543	0	52397
395	95160	PDA	IITK	INDIAN INSTITUTE OF TECHNOLOGY	0	3485	0	0	0	3485
396	95087	PDA	IITK	INDIAN INSTITUTE OF TECHNOLOGY	0	52836	0	0	0	52836
397	95108	PDA	IITK	INDIAN INSTITUTE OF TECHNOLOGY	0	3851	0	0	0	3851
398	95157	PDA	IITK	INDIAN INSTITUTE OF TECHNOLOGY	0	2267	0	0	0	2267
399	95085	PDA	IITK	INDIAN INSTITUTE OF TECHNOLOGY	0	8302	0	0	0	8302
400	95093	PDA	IITK	INDIAN INSTITUTE OF TECHNOLOGY	0	19469	0	0	0	19469
401	96137	PDA	IITK	INDIAN INSTITUTE OF TECHNOLOGY	0	405	0	0	0	405
402	95132	PDA	IITK	INDIAN INSTITUTE OF TECHNOLOGY	0	55211	0	0	0	55211
403	94062	PDA	IITK	INDIAN INSTITUTE OF TECHNOLOGY	0	11468	0	55802	0	67270
404	96134	PDA	IITK	INDIAN INSTITUTE OF TECHNOLOGY	0	827717	84253	0	0	743464

405	96063	PDA	IITK	INDIAN INSTITUTE OF TECHNOLOGY	0	846275	28267	0	0	818008
406	96062	PDA	IITK	INDIAN INSTITUTE OF TECHNOLOGY	0	448871	0	25012	0	473883
407	19970167	PDA	IITK	INDIAN INSTITUTE OF TECHNOLOGY	0	51391	0	0	0	51391
408	19980275	PDA	IITK	INDIAN INSTITUTE OF TECHNOLOGY	0	13154	0	0	0	13154
409	19970297	PDA	IITK	INDIAN INSTITUTE OF TECHNOLOGY	0	351471	64163	0	0	287308
410	19980034	PDA	IITK	INDIAN INSTITUTE OF TECHNOLOGY	0	438493	56853	0	0	381640
411	19990017	PDA	IITK	INDIAN INSTITUTE OF TECHNOLOGY	0	158473	0	141500	0	299973
412	19990076	PDA	IITK	INDIAN INSTITUTE OF TECHNOLOGY	0	77844	0	33961	0	111805
413	20000071	PDA	IITK	INDIAN INSTITUTE OF TECHNOLOGY	0	1329942	0	128000	0	1457942
414	20030082	PDA	IITK	INDIAN INSTITUTE OF TECHNOLOGY	0	1438795	148142	0	0	1290653
415	20050181	PDA	IITK	INDIAN INSTITUTE OF TECHNOLOGY	0	392290	45099	0	0	347191
416	20050131	PDA	IITK	INDIAN INSTITUTE OF TECHNOLOGY	0	1380034	143561	0	0	1236473
417	20070059	PDA	IITK	INDIAN INSTITUTE OF TECHNOLOGY	0	33688	0	19201	0	52889
418	20070102	PDA	IITK	INDIAN INSTITUTE OF TECHNOLOGY	0	36258	0	3000	0	39258
419	20070284	PDA	IITK	INDIAN INSTITUTE OF TECHNOLOGY	0	160776	0	0	0	160776
420	20080308	PDA	IITK	INDIAN INSTITUTE OF TECHNOLOGY	0	99508	0	41400	0	140908
421	20090303	PDA	IITK	INDIAN INSTITUTE OF TECHNOLOGY	0	24448	0	9400	0	33848
422	20100028	PDA	IITK	INDIAN INSTITUTE OF TECHNOLOGY	0	37181	0	24000	0	61181

423	20100345	PDA	IITK	INDIAN INSTITUTE OF TECHNOLOGY	0	410527	0	1331660	0	1742187
424	20130142	PDA	IITK	INDIAN INSTITUTE OF TECHNOLOGY	0	73881	0	128174	0	202055
425	20130171	PDA	IITK	INDIAN INSTITUTE OF TECHNOLOGY	0	62546	0	75000	0	137546
426	20130261	PDA	IITK	INDIAN INSTITUTE OF TECHNOLOGY	0	755	0	0	0	755
427	20130266	PDA	IITK	INDIAN INSTITUTE OF TECHNOLOGY	0	38471	2535	0	0	35936
428	20130256	PDA	IITK	INDIAN INSTITUTE OF TECHNOLOGY	0	79788	0	63763	0	143551
429	20130258	PDA	IITK	INDIAN INSTITUTE OF TECHNOLOGY	0	190223	0	24411	0	214634
430	20130273	PDA	IITK	INDIAN INSTITUTE OF TECHNOLOGY	0	0	0	9101	0	9101
431	2014106	PDA	IITK	INDIAN INSTITUTE OF TECHNOLOGY	0	14444	0	11071	0	25515
432	2014367	PDA	IITK	INDIAN INSTITUTE OF TECHNOLOGY	0	16902	0	38676	0	55578
433	2015165	PDA	IITK	INDIAN INSTITUTE OF TECHNOLOGY	0	16361	9998	0	0	6363
434	2015255	PDA	IITK	INDIAN INSTITUTE OF TECHNOLOGY	0	53732	0	0	0	53732
435	2016171	PDA	IITK	INDIAN INSTITUTE OF TECHNOLOGY	0	0	0	62400	0	62400
436	2016243	PDA	IITK	INDIAN INSTITUTE OF TECHNOLOGY	0	112600	0	0	0	112600
437	2016465	PDA	IITK	INDIAN INSTITUTE OF TECHNOLOGY	0	82300	0	16926	0	99226
438	2017394	PDA	IITK	INDIAN INSTITUTE OF TECHNOLOGY	0	52802	0	3000	0	55802
439	2018031	PDA	IITK	INDIAN INSTITUTE OF TECHNOLOGY	0	78600	0	5250	0	83850
440	2018219	PDA	IITK	INDIAN INSTITUTE OF TECHNOLOGY	0	5250	0	43650	0	48900

441	2018378	PDA	IITK	INDIAN INSTITUTE OF TECHNOLOGY	0	4060	0	22001	0	26061
442	2018397	PDA	IITK	INDIAN INSTITUTE OF TECHNOLOGY	0	0	0	7500	0	7500
443	2018415	PDA	IITK	INDIAN INSTITUTE OF TECHNOLOGY	0	5250	0	5250	0	10500
444	2018478	PDA	IITK	INDIAN INSTITUTE OF TECHNOLOGY	0	0	0	62400	0	62400
445	2019045	PDA	IITK	INDIAN INSTITUTE OF TECHNOLOGY	0	5250	0	0	0	5250
446	2019165	PDA	IITK	INDIAN INSTITUTE OF TECHNOLOGY	0	0	0	7500	0	7500
447	2019297	PDA	IITK	INDIAN INSTITUTE OF TECHNOLOGY	0	0	0	18000	0	18000
448	2019456	PDA	IITK	INDIAN INSTITUTE OF TECHNOLOGY	0	0	0	29250	0	29250
449	96129	PDA	IITK	INDIAN INSTITUTE OF TECHNOLOGY	0	6221	0	0	0	6221
450	96111	PDA	IITK	INDIAN INSTITUTE OF TECHNOLOGY	0	5358	0	0	0	5358
451	19970293	PDA	IITK	INDIAN INSTITUTE OF TECHNOLOGY	0	17419	17419	0	0	0
452	93096	PDA	IITK	INDIAN INSTITUTE OF TECHNOLOGY	0	5490	0	0	0	5490
453	94192	PDA	IITK	INDIAN INSTITUTE OF TECHNOLOGY	0	12942	0	0	0	12942
454	96098	PDA	IITK	INDIAN INSTITUTE OF TECHNOLOGY	0	77	0	0	0	77
455	96150	PDA	IITK	INDIAN INSTITUTE OF TECHNOLOGY	0	30	0	13721	0	13751
456	94214	PDA	IITK	INDIAN INSTITUTE OF TECHNOLOGY	0	18950	381	0	0	18569
457	95144	PDA	IITK	INDIAN INSTITUTE OF TECHNOLOGY	0	2537422	58892	0	0	2478530
458	94217	PDA	IITK	INDIAN INSTITUTE OF TECHNOLOGY	0	815366	14700	0	0	800666

459	93186	PDA	IITK	INDIAN INSTITUTE OF TECHNOLOGY	0	25909	0	39000	0	64909
460	19990232	PDA	IITK	INDIAN INSTITUTE OF TECHNOLOGY	0	26740	0	0	0	26740
461	95028	PDA	IITK	INDIAN INSTITUTE OF TECHNOLOGY	0	96354	0	0	0	96354
462	94060	PDA	IITK	INDIAN INSTITUTE OF TECHNOLOGY	0	19	0	0	0	19
463	19980055	PDA	IITK	INDIAN INSTITUTE OF TECHNOLOGY	0	22868	0	0	0	22868
464	19980126	PDA	IITK	INDIAN INSTITUTE OF TECHNOLOGY	0	43255	9258	0	0	33997
465	19980107	PDA	IITK	INDIAN INSTITUTE OF TECHNOLOGY	0	990145	0	43800	0	1033945
466	19990035	PDA	IITK	INDIAN INSTITUTE OF TECHNOLOGY	0	12558	0	0	0	12558
467	20040015	PDA	IITK	INDIAN INSTITUTE OF TECHNOLOGY	0	161977	0	38400	0	200377
468	20000121	PDA	IITK	INDIAN INSTITUTE OF TECHNOLOGY	0	173991	0	91630	0	265621
469	20010224	PDA	IITK	INDIAN INSTITUTE OF TECHNOLOGY	0	436063	0	149597	0	585660
470	20010312	PDA	IITK	INDIAN INSTITUTE OF TECHNOLOGY	0	16509	0	0	0	16509
471	20030172	PDA	IITK	INDIAN INSTITUTE OF TECHNOLOGY	0	40102	19769	0	0	20333
472	20030225	PDA	IITK	INDIAN INSTITUTE OF TECHNOLOGY	0	4967	0	4238	0	9205
473	20040018	PDA	IITK	INDIAN INSTITUTE OF TECHNOLOGY	0	332190	0	70183	0	402373
474	20040019	PDA	IITK	INDIAN INSTITUTE OF TECHNOLOGY	0	660591	0	61755	0	722346
475	20050020	PDA	IITK	INDIAN INSTITUTE OF TECHNOLOGY	0	335907	0	117137	0	453044
476	20050088	PDA	IITK	INDIAN INSTITUTE OF TECHNOLOGY	0	1704894	0	38400	0	1743294

477	20060170	PDA	IITK	INDIAN INSTITUTE OF TECHNOLOGY	0	1730757	0	225010	0	1955767
478	20080125	PDA	IITK	INDIAN INSTITUTE OF TECHNOLOGY	0	351709	0	171402	0	523111
479	20090027	PDA	IITK	INDIAN INSTITUTE OF TECHNOLOGY	0	8979	0	3000	0	11979
480	20110031	PDA	IITK	INDIAN INSTITUTE OF TECHNOLOGY	0	771041	0	7500	0	778541
481	20080057	PDA	IITK	INDIAN INSTITUTE OF TECHNOLOGY	0	263268	0	297360	0	560628
482	20090160	PDA	IITK	INDIAN INSTITUTE OF TECHNOLOGY	0	10991	0	104439	0	115430
483	20110024	PDA	IITK	INDIAN INSTITUTE OF TECHNOLOGY	0	46799	0	0	0	46799
484	20100319	PDA	IITK	INDIAN INSTITUTE OF TECHNOLOGY	0	456132	0	195197	0	651329
485	20110307	PDA	IITK	INDIAN INSTITUTE OF TECHNOLOGY	0	912841	0	17771	0	930612
486	20130028	PDA	IITK	INDIAN INSTITUTE OF TECHNOLOGY	0	681651	0	304800	0	986451
487	20120237	PDA	IITK	INDIAN INSTITUTE OF TECHNOLOGY	0	31500	0	110884	0	142384
488	2014031	PDA	IITK	INDIAN INSTITUTE OF TECHNOLOGY	0	411554	0	288494	0	700048
489	2015095	PDA	IITK	INDIAN INSTITUTE OF TECHNOLOGY	0	87252	0	0	0	87252
490	2014254	PDA	IITK	INDIAN INSTITUTE OF TECHNOLOGY	0	363097	0	38400	0	401497
491	2014355	PDA	IITK	INDIAN INSTITUTE OF TECHNOLOGY	0	781303	0	44121	0	825424
492	2015265	PDA	IITK	INDIAN INSTITUTE OF TECHNOLOGY	0	0	0	60150	0	60150
493	2015266	PDA	IITK	INDIAN INSTITUTE OF TECHNOLOGY	0	203380	99872	0	0	103508
494	2017444	PDA	IITK	INDIAN INSTITUTE OF TECHNOLOGY	0	100256	0	58440	0	158696

495	2018318	PDA	IITK	INDIAN INSTITUTE OF TECHNOLOGY	0	77694	0	20994	0	98688
496	2018454	PDA	IITK	INDIAN INSTITUTE OF TECHNOLOGY	0	36707	0	20708	0	57415
497	2018515	PDA	IITK	INDIAN INSTITUTE OF TECHNOLOGY	0	35611	0	145115	0	180726
498	2018436	PDA	IITK	INDIAN INSTITUTE OF TECHNOLOGY	0	11376	0	5250	0	16626
499	2019194	PDA	IITK	INDIAN INSTITUTE OF TECHNOLOGY	0	0	0	44925	0	44925
500	2019274	PDA	IITK	INDIAN INSTITUTE OF TECHNOLOGY	0	0	0	44955	0	44955
501	2020099	PDA	IITK	INDIAN INSTITUTE OF TECHNOLOGY	0	0	0	24000	0	24000
502	95137	PDA	IITK	INDIAN INSTITUTE OF TECHNOLOGY	0	735	0	0	0	735
503	96100	PDA	IITK	INDIAN INSTITUTE OF TECHNOLOGY	0	262491	0	51470	0	313961
504	95103	PDA	IITK	INDIAN INSTITUTE OF TECHNOLOGY	0	151361	0	0	0	151361
505	95101	PDA	IITK	INDIAN INSTITUTE OF TECHNOLOGY	0	951780	0	80150	0	1031930
506	19970292	PDA	IITK	INDIAN INSTITUTE OF TECHNOLOGY	0	533617	40661	0	0	492956
507	19970291	PDA	IITK	INDIAN INSTITUTE OF TECHNOLOGY	0	595609	0	108460	0	704069
508	20010229	PDA	IITK	INDIAN INSTITUTE OF TECHNOLOGY	0	452424	0	56221	0	508645
509	20020045	PDA	IITK	INDIAN INSTITUTE OF TECHNOLOGY	0	20578	0	0	0	20578
510	20060128	PDA	IITK	INDIAN INSTITUTE OF TECHNOLOGY	0	298550	0	29152	0	327702
511	20090198	PDA	IITK	INDIAN INSTITUTE OF TECHNOLOGY	0	1992348	0	116792	0	2109140
512	20090188	PDA	IITK	INDIAN INSTITUTE OF TECHNOLOGY	0	44227	0	73143	0	117370

513	20090132	PDA	IITK	INDIAN INSTITUTE OF TECHNOLOGY	0	61986	3652	0	0	58334
514	20090045	PDA	IITK	INDIAN INSTITUTE OF TECHNOLOGY	0	1159430	0	85402	0	1244832
515	20090353	PDA	IITK	INDIAN INSTITUTE OF TECHNOLOGY	0	172338	0	92363	0	264701
516	20100327	PDA	IITK	INDIAN INSTITUTE OF TECHNOLOGY	0	190450	0	51132	0	241582
517	2013388	PDA	IITK	INDIAN INSTITUTE OF TECHNOLOGY	0	124481	0	108900	0	233381
518	20110035	PDA	IITK	INDIAN INSTITUTE OF TECHNOLOGY	0	193257	0	51582	0	244839
519	20110180	PDA	IITK	INDIAN INSTITUTE OF TECHNOLOGY	0	261229	0	163864	0	425093
520	20120096	PDA	IITK	INDIAN INSTITUTE OF TECHNOLOGY	0	496243	0	166785	0	663028
521	20120295	PDA	IITK	INDIAN INSTITUTE OF TECHNOLOGY	0	66675	0	188175	0	254850
522	20120236	PDA	IITK	INDIAN INSTITUTE OF TECHNOLOGY	0	116899	0	61546	0	178445
523	20120225	PDA	IITK	INDIAN INSTITUTE OF TECHNOLOGY	0	488624	0	92813	0	581437
524	2014229	PDA	IITK	INDIAN INSTITUTE OF TECHNOLOGY	0	167517	0	53880	0	221397
525	2015305	PDA	IITK	INDIAN INSTITUTE OF TECHNOLOGY	0	1186447	0	140660	0	1327107
526	2015448	PDA	IITK	INDIAN INSTITUTE OF TECHNOLOGY	0	202031	0	61897	0	263928
527	2019235	PDA	IITK	INDIAN INSTITUTE OF TECHNOLOGY	0	0	0	45745	0	45745
528	2020159	PDA	IITK	INDIAN INSTITUTE OF TECHNOLOGY	0	0	0	19200	0	19200
529	95138	PDA	IITK	INDIAN INSTITUTE OF TECHNOLOGY	0	1435	0	0	0	1435
530	20010038	PDA	IITK	INDIAN INSTITUTE OF TECHNOLOGY	0	866431	0	38402	0	904833

531	20080284	PDA	IITK	INDIAN INSTITUTE OF TECHNOLOGY	0	62751	0	36345	0	99096
532	20030028	PDA	IITK	INDIAN INSTITUTE OF TECHNOLOGY	0	66150	0	0	0	66150
533	20120238	PDA	IITK	INDIAN INSTITUTE OF TECHNOLOGY	0	6400	0	32400	0	38800
534	2016370	PDA	IITK	INDIAN INSTITUTE OF TECHNOLOGY	0	0	0	64000	0	64000
535	96094	PDA	IITK	INDIAN INSTITUTE OF TECHNOLOGY	0	7530	0	0	0	7530
536	19970171	PDA	IITK	INDIAN INSTITUTE OF TECHNOLOGY	0	25500	0	0	0	25500
537	96090	PDA	IITK	INDIAN INSTITUTE OF TECHNOLOGY	0	403394	0	306650	0	710044
538	19970169	PDA	IITK	INDIAN INSTITUTE OF TECHNOLOGY	0	30227	1984	0	0	28243
539	95109	PDA	IITK	INDIAN INSTITUTE OF TECHNOLOGY	0	48555	0	0	0	48555
540	94212	PDA	IITK	INDIAN INSTITUTE OF TECHNOLOGY	0	45299	38647	0	0	6652
541	96229	PDA	IITK	INDIAN INSTITUTE OF TECHNOLOGY	0	293444	0	0	0	293444
542	96227	PDA	IITK	INDIAN INSTITUTE OF TECHNOLOGY	0	3000	0	0	0	3000
543	96245	PDA	IITK	INDIAN INSTITUTE OF TECHNOLOGY	0	544431	0	6369	0	550800
544	19980165	PDA	IITK	INDIAN INSTITUTE OF TECHNOLOGY	0	40407	5295	0	0	35112
545	96108	PDA	IITK	INDIAN INSTITUTE OF TECHNOLOGY	0	7372	0	0	0	7372
546	19970144	PDA	IITK	INDIAN INSTITUTE OF TECHNOLOGY	0	7696	7696	0	0	0
547	19990105	PDA	IITK	INDIAN INSTITUTE OF TECHNOLOGY	0	2680	0	0	0	2680
548	20000064	PDA	IITK	INDIAN INSTITUTE OF TECHNOLOGY	0	41	0	0	0	41

549	20000129	PDA	IITK	INDIAN INSTITUTE OF TECHNOLOGY	0	230465	0	247701	0	478166
550	20010029	PDA	IITK	INDIAN INSTITUTE OF TECHNOLOGY	0	221399	0	34001	0	255400
551	20030150	PDA	IITK	INDIAN INSTITUTE OF TECHNOLOGY	0	706	0	0	0	706
552	20030098	PDA	IITK	INDIAN INSTITUTE OF TECHNOLOGY	0	518384	22043	0	0	496341
553	20030111	PDA	IITK	INDIAN INSTITUTE OF TECHNOLOGY	0	146524	33961	0	0	112563
554	20030106	PDA	IITK	INDIAN INSTITUTE OF TECHNOLOGY	0	71276	53318	0	0	17958
555	20060267	PDA	IITK	INDIAN INSTITUTE OF TECHNOLOGY	0	11086	0	7989	0	19075
556	20050170	PDA	IITK	INDIAN INSTITUTE OF TECHNOLOGY	0	290327	0	96794	0	387121
557	20050319	PDA	IITK	INDIAN INSTITUTE OF TECHNOLOGY	0	277466	0	59720	0	337186
558	20050013	PDA	IITK	INDIAN INSTITUTE OF TECHNOLOGY	0	755826	0	126366	0	882192
559	20050297	PDA	IITK	INDIAN INSTITUTE OF TECHNOLOGY	0	610875	0	93463	0	704338
560	20100059	PDA	IITK	INDIAN INSTITUTE OF TECHNOLOGY	0	393122	44543	0	0	348579
561	20100050	PDA	IITK	INDIAN INSTITUTE OF TECHNOLOGY	0	4709	0	0	0	4709
562	20090135	PDA	IITK	INDIAN INSTITUTE OF TECHNOLOGY	0	253287	0	29821	0	283108
563	20100110	PDA	IITK	INDIAN INSTITUTE OF TECHNOLOGY	0	182093	0	193634	0	375727
564	20110258	PDA	IITK	INDIAN INSTITUTE OF TECHNOLOGY	0	555762	0	162681	0	718443
565	20110271	PDA	IITK	INDIAN INSTITUTE OF TECHNOLOGY	0	12729	0	28663	0	41392
566	20120313	PDA	IITK	INDIAN INSTITUTE OF TECHNOLOGY	0	47046	0	32400	0	79446

567	20120241	PDA	IITK	INDIAN INSTITUTE OF TECHNOLOGY	0	262721	0	55679	0	318400
568	20130135	PDA	IITK	INDIAN INSTITUTE OF TECHNOLOGY	0	197347	85284	0	0	112063
569	20130007	PDA	IITK	INDIAN INSTITUTE OF TECHNOLOGY	0	169565	87400	0	0	82165
570	20130350	PDA	IITK	INDIAN INSTITUTE OF TECHNOLOGY	0	111319	0	0	0	111319
571	2014305	PDA	IITK	INDIAN INSTITUTE OF TECHNOLOGY	0	53490	0	41153	0	94643
572	2014225	PDA	IITK	INDIAN INSTITUTE OF TECHNOLOGY	0	38670	5400	0	0	33270
573	2015078	PDA	IITK	INDIAN INSTITUTE OF TECHNOLOGY	0	46960	0	3000	0	49960
574	2017429	PDA	IITK	INDIAN INSTITUTE OF TECHNOLOGY	0	70606	0	36933	0	107539
575	2016300	PDA	IITK	INDIAN INSTITUTE OF TECHNOLOGY	0	101674	0	15361	0	117035
576	2017080	PDA	IITK	INDIAN INSTITUTE OF TECHNOLOGY	0	0	0	32040	0	32040
577	2017469	PDA	IITK	INDIAN INSTITUTE OF TECHNOLOGY	0	9070	0	17082	0	26152
578	2018344	PDA	IITK	INDIAN INSTITUTE OF TECHNOLOGY	0	62041	0	56793	0	118834
579	2020011	PDA	IITK	INDIAN INSTITUTE OF TECHNOLOGY	0	0	0	70235	0	70235
580	2019055	PDA	IITK	INDIAN INSTITUTE OF TECHNOLOGY	0	19568	0	19569	0	39137
581	2019460	PDA	IITK	INDIAN INSTITUTE OF TECHNOLOGY	0	0	0	24000	0	24000
582	2020093	PDA	IITK	INDIAN INSTITUTE OF TECHNOLOGY	0	0	0	24000	0	24000
583	20010197	PDA	IITK	INDIAN INSTITUTE OF TECHNOLOGY	0	175784	6168	0	0	169616
584	20120030	PDA	IITK	INDIAN INSTITUTE OF TECHNOLOGY	0	78105	49566	0	0	28539

585	2017024	PDA	IITK	INDIAN INSTITUTE OF TECHNOLOGY	0	47200	0	62400	0	109600
586	2018493	PDA	IITK	INDIAN INSTITUTE OF TECHNOLOGY	0	5940	0	0	0	5940
587	2020106	PDA	IITK	INDIAN INSTITUTE OF TECHNOLOGY	0	0	0	7262	0	7262
588	2016230	PDA	IITK	INDIAN INSTITUTE OF TECHNOLOGY	0	122000	0	60313	0	182313
589	2018022	PDA	IITK	INDIAN INSTITUTE OF TECHNOLOGY	0	54000	0	0	0	54000
590	2018479	PDA	IITK	INDIAN INSTITUTE OF TECHNOLOGY	0	0	0	7262	0	7262
591	20040006	PDA	IITK	INDIAN INSTITUTE OF TECHNOLOGY	0	354487	0	53633	0	408120
592	20070052	PDA	IITK	INDIAN INSTITUTE OF TECHNOLOGY	0	44	0	0	0	44
		PDA Total			4442	144158986	9546521	33628722	3513	168240258
1	2016194	RND	R&D	R & D FUND	0	17960	0	0	0	17960
2	2018417	RND	R&D	R & D FUND	2500000	0	0	0	2500000	0
3	20100200	RND	R&D	R & D FUND	0	284	0	0	0	284
4	2018100	RND	MHRD	MIN. OF HUMAN RESOURCE DEVELOP	0	0	0	1672160	0	1672160
5	20130118	RND	IITK	INDIAN INSTITUTE OF TECHNOLOGY	0	0	0	0	0	0
6	2016048	RND	R&D	R & D FUND	0	0	0	15050167	0	15050167
7	2017146	RND	R&D	R & D FUND	0	64443334	0	18075575	0	82518909
8	2018241	RND	MISC	MISCELLANEOUS	0	2747468	0	13353170	0	16100638
9	2018252	RND	IITK	INDIAN INSTITUTE OF TECHNOLOGY	0	0	0	0	0	0
10	2019008	RND	MISC	MISCELLANEOUS	0	92523785	0	125631707	0	218155492
11	2016096	RND	R&D	R & D FUND	0	420	0	0	0	420
12	2017160	RND	MHRD	MIN. OF HUMAN RESOURCE DEVELOP	0	2865500	1458897	0	0	1406603
13	20030301	RND	IITK	INDIAN INSTITUTE OF TECHNOLOGY	0	11000	0	0	0	11000
14	20080152	RND	IITK	INDIAN INSTITUTE OF TECHNOLOGY	0	219031	0	0	0	219031

15	19990050	RND	R&D	R & D FUND	7896977	0	761096	0	8658073	0
16	20010088	RND	IITK	INDIAN INSTITUTE OF TECHNOLOGY	0	321510	118861	0	0	202649
		RND Total			10396977	163150292	2338854	173782779	11158073	335355313
1	2019251	SIA	MISC	MISCELLANEOUS	0	762344	0	1240871	0	2003215
		SIA Total			0	762344	0	1240871	0	2003215
1	20020302	SPS	MHRD	MIN. OF HUMAN RESOURCE DEVELOP	469	0	0	0	469	0
2	20040269	SPS	ISRO	INDIAN SPACE RES. ORGANIZATION	0	100000	0	0	0	100000
3	20010280	SPS	MLA	MEDIA LAB ASIA	0	1606181	579387	0	0	1026794
4	20000311	SPS	ISRO	INDIAN SPACE RES. ORGANIZATION	0	3709173	0	0	0	3709173
		SPS Total			469	5415354	579387	0	469	4835967
1	20050092	SWS	DFCT	DATAMATION FOUNDATION CHARITABLE TRUST	0	25000	0	0	0	25000
		SWS Total			0	25000	0	0	0	25000
1	20070082	TA	DST	DEPARTMENT OF SC.& TECHNOLOGY	14797	0	0	0	14797	0
2	20080172	TA	INDOUS	INDO-US SCIENCE & TECHNOLOGY FORUM	0	239909	0	0	0	239909
3	20120234	TA	DST	DEPARTMENT OF SC.& TECHNOLOGY	0	9	0	0	0	9
4	2017494	TA	MRLIPL	MICROSOFT RESEARCH LAB INDIA PRIVATE LIMITED	0	100000	0	0	0	100000
5	2016275	TA	MRLIPL	MICROSOFT RESEARCH LAB INDIA PRIVATE LIMITED	0	11180	0	0	0	11180
6	20050193	TA	IITK	INDIAN INSTITUTE OF TECHNOLOGY	17367	0	0	0	17367	0
7	2019309	TA	NCPOR	NATIONAL CENTRE FOR POLAR AND OCEAN RESEARCH	81315	0	0	81315	0	0
8	2019061	TA	IFCAM	INDO-FRENCH CENTRE FOR APPLIED MATHEMATICS	0	77	0	0	0	77
9	20090154	TA	DST	DEPARTMENT OF SC.& TECHNOLOGY	0	4737	0	0	0	4737

10	20050145	TA	DST	DEPARTMENT OF SC.& TECHNOLOGY	0	1555	0	0	0	1555
11	2019103	TA	SERB	SCIENCE & ENGINEERING RESEARCH BOARD	324902	0	0	460854	0	135952
12	2019285	TA	SERB	SCIENCE & ENGINEERING RESEARCH BOARD	0	48382	48444	0	62	0
		TA Total			438381	405849	48444	542169	32226	493419
1	20110220	THM	MIS	MIS	0	232	0	0	0	232
2	20110218	THM	MIS	MIS	0	37932	0	0	0	37932
3	20110219	THM	MIS	MIS	0	34153	0	0	0	34153
4	20110222	THM	MIS	MIS	0	50000	0	0	0	50000
5	20110221	THM	MIS	MIS	0	2643	0	0	0	2643
6	20110225	THM	MIS	MIS	9094	0	0	0	9094	0
7	20110223	THM	MIS	MIS	0	592	0	0	0	592
		THM Total			9094	125552	0	0	9094	125552
1	T12-023	TNR	MISC	MISCELLANEOUS	0	4	0	0	0	4
2	T2004-07	TNR	IITK	INDIAN INSTITUTE OF TECHNOLOGY	4697	0	0	0	4697	0
3	T10-036	TNR	HBTI	HBTI	0	157	0	0	0	157
4	T11-003	TNR	MISC	MISCELLANEOUS	0	2	0	0	0	2
5	T11-009	TNR	MISC	MISCELLANEOUS	0	1	0	0	0	1
6	T11-006	TNR	MISC	MISCELLANEOUS	0	2199	0	0	0	2199
7	T13-005	TNR	MISC	MISCELLANEOUS	0	1	0	0	0	1
8	T14-018	TNR	MISC	MISCELLANEOUS	3780	0	0	0	3780	0
9	T16-01	TNR	MISC	MISCELLANEOUS	0	75904	0	0	0	75904
10	T16-02	TNR	MISC	MISCELLANEOUS	0	438563	0	0	0	438563
11	T16-03	TNR	MISC	MISCELLANEOUS	0	507	0	0	0	507
12	T16-04	TNR	MISC	MISCELLANEOUS	0	997	0	0	0	997
13	T17-010	TNR	MISC	MISCELLANEOUS	0	868	0	0	0	868
14	T17-03	TNR	MISC	MISCELLANEOUS	0	30067	0	0	0	30067
15	T17-04	TNR	MISC	MISCELLANEOUS	0	914	0	0	0	914
16	T17-05	TNR	MISC	MISCELLANEOUS	0	527	0	0	0	527
17	T18-03	TNR	MISC	MISCELLANEOUS	0	134	0	0	0	134
18	T18-04	TNR	MISC	MISCELLANEOUS	0	2303	0	0	0	2303
19	T19-03	TNR	MISC	MISCELLANEOUS	0	351104	351104	0	0	0
20	T19-04	TNR	MISC	MISCELLANEOUS	0	1681092	1745692	0	64600	0
21	T20-03	TNR	MISC	MISCELLANEOUS	0	0	0	512696	0	512696

22	T20-04	TNR	MISC	MISCELLANEOUS	0	0	0	894356	0	894356
23	T20-05	TNR	MISC	MISCELLANEOUS	0	0	0	153337	0	153337
24	T17-037	TNR	MISC	MISCELLANEOUS	0	300	0	0	0	300
25	T16-016	TNR	MISC	MISCELLANEOUS	0	8619	0	0	0	8619
26	T17-016	TNR	MISC	MISCELLANEOUS	0	5685	0	0	0	5685
27	T19-26	TNR	MISC	MISCELLANEOUS	0	16496	16496	0	0	0
28	T20-26	TNR	MISC	MISCELLANEOUS	0	0	0	22246	0	22246
29	T19-02	TNR	MISC	MISCELLANEOUS	6218	0	0	0	6218	0
30	T18-05	TNR	MISC	MISCELLANEOUS	0	2288	0	0	0	2288
31	T19-05	TNR	MISC	MISCELLANEOUS	0	73862	73862	0	0	0
32	T20-061	TNR	MISC	MISCELLANEOUS	0	0	0	416003	0	416003
33	T2004-06	TNR	IITK	INDIAN INSTITUTE OF TECHNOLOGY	0	30126	0	0	0	30126
34	T17-047	TNR	MISC	MISCELLANEOUS	0	1091	0	0	0	1091
35	T16-013	TNR	MISC	MISCELLANEOUS	0	8351	0	0	0	8351
36	T17-013	TNR	MISC	MISCELLANEOUS	0	14914	0	0	0	14914
37	T16-025	TNR	MISC	MISCELLANEOUS	0	7843	0	0	0	7843
38	T19-08	TNR	MISC	MISCELLANEOUS	343	0	0	0	343	0
39	T19-07	TNR	MISC	MISCELLANEOUS	0	2907	2907	0	0	0
40	T20-07	TNR	MISC	MISCELLANEOUS	0	0	0	2907	0	2907
41	T19-35	TNR	MISC	MISCELLANEOUS	0	432	432	0	0	0
42	T20-35	TNR	MISC	MISCELLANEOUS	0	0	0	432	0	432
43	T2004-05	TNR	IITK	INDIAN INSTITUTE OF TECHNOLOGY	0	411342	0	0	0	411342
44	T10-035	TNR	RBI	RBI	0	7950	0	0	0	7950
45	T11-002	TNR	MISC	MISCELLANEOUS	0	618	0	0	0	618
46	T12-007	TNR	MISC	MISCELLANEOUS	0	989	0	0	0	989
47	T13-001	TNR	MISC	MISCELLANEOUS	2705	0	0	0	2705	0
48	T15-027	TNR	MISC	MISCELLANEOUS	0	14206	0	0	0	14206
49	T16-015	TNR	MISC	MISCELLANEOUS	0	3300	0	0	0	3300
50	T17-015	TNR	MISC	MISCELLANEOUS	0	3	0	0	0	3
51	T19-31	TNR	MISC	MISCELLANEOUS	0	19200	19200	0	0	0
52	T20-31	TNR	MISC	MISCELLANEOUS	0	0	0	38808	0	38808
53	2018003	TNR	IITG	INDIAN INSTITUTE OF TECHNOLOGY, GANDHINAGAR	0	200513	0	0	0	200513
54	T10-045	TNR	UPJN	U P JAL NIGAM	0	387	0	0	0	387

55	T15-07	TNR	MISC	MISCELLANEOUS	0	1	0	0	0	1
56	T16-023	TNR	MISC	MISCELLANEOUS	29670	0	0	0	29670	0
57	T17-023	TNR	MISC	MISCELLANEOUS	6490	0	0	0	6490	0
58	T18-09	TNR	MISC	MISCELLANEOUS	856	0	0	0	856	0
59	T19-09	TNR	MISC	MISCELLANEOUS	0	4504617	4504617	0	0	0
60	T20-09	TNR	MISC	MISCELLANEOUS	0	0	0	4632828	0	4632828
61	T20-20	TNR	MISC	MISCELLANEOUS	0	0	0	5705	0	5705
62	T13-003	TNR	MISC	MISCELLANEOUS	0	5198	0	0	0	5198
63	T14-019	TNR	MISC	MISCELLANEOUS	0	1	0	0	0	1
64	T19-13	TNR	MISC	MISCELLANEOUS	0	3304	3304	0	0	0
65	T20-13	TNR	MISC	MISCELLANEOUS	0	0	0	3304	0	3304
66	T13-024	TNR	MISC	MISCELLANEOUS	0	6497	0	0	0	6497
67	T19-45	TNR	MISC	MISCELLANEOUS	0	3000	3000	0	0	0
68	T20-45	TNR	MISC	MISCELLANEOUS	0	0	0	3000	0	3000
69	T20-02	TNR	MISC	MISCELLANEOUS	0	0	0	749	0	749
70	T15-002	TNR	MISC	MISCELLANEOUS	0	3560	0	0	0	3560
71	T19-48	TNR	MISC	MISCELLANEOUS	4729	0	0	0	4729	0
72	T19-29	TNR	MISC	MISCELLANEOUS	0	10000	10000	0	0	0
73	T20-29	TNR	MISC	MISCELLANEOUS	0	0	0	10000	0	10000
74	T16-07	TNR	MISC	MISCELLANEOUS	3200	0	0	0	3200	0
75	T17-02	TNR	MISC	MISCELLANEOUS	2000	0	0	0	2000	0
76	T19-01	TNR	MISC	MISCELLANEOUS	0	344274	344274	0	0	0
77	T20-01	TNR	MISC	MISCELLANEOUS	0	0	0	429105	0	429105
78	T2004-04	TNR	IITK	INDIAN INSTITUTE OF TECHNOLOGY	0	7409	0	0	0	7409
79	T19-053	TNR	MISC	MISCELLANEOUS	4293	0	0	4293	0	0
80	T20-53	TNR	MISC	MISCELLANEOUS	0	0	0	0	0	0
81	T20-40	TNR	MISC	MISCELLANEOUS	0	0	0	11864	0	11864
82	T20-55	TNR	MISC	MISCELLANEOUS	0	0	0	0	0	0
83	T20-52	TNR	MISC	MISCELLANEOUS	0	0	40239	0	40239	0
84	T14-021	TNR	MISC	MISCELLANEOUS	0	14240	14240	0	0	0
85	T10-041	TNR	IITRL	IITRL	0	1	0	0	0	1
86	T10-043	TNR	SRISAI	SRI SAI RAM ENGG. COLLEGE	0	3	0	0	0	3
87	2018350	TNR	UNILEV	UNILEVER LIMITED	0	328867	328867	0	0	0
88	T12-025	TNR	MISC	MISCELLANEOUS	0	4939	0	0	0	4939
89	T13-006	TNR	MISC	MISCELLANEOUS	0	44182	0	0	0	44182
90	T14-008	TNR	MISC	MISCELLANEOUS	0	15848	0	0	0	15848

91	T15-014	TNR	MISC	MISCELLANEOUS	0	1558	0	0	0	1558
92	T16-019	TNR	MISC	MISCELLANEOUS	7125	0	0	0	7125	0
93	T17-019	TNR	MISC	MISCELLANEOUS	0	21076	0	0	0	21076
94	T19-27	TNR	MISC	MISCELLANEOUS	0	4342	4342	0	0	0
95	T20-27	TNR	MISC	MISCELLANEOUS	0	0	0	108582	0	108582
96	T13-018	TNR	MISC	MISCELLANEOUS	0	895	0	0	0	895
97	T16-05	TNR	MISC	MISCELLANEOUS	0	2500	0	0	0	2500
98	T17-055	TNR	MISC	MISCELLANEOUS	0	1500	0	0	0	1500
99	T13-016	TNR	MISC	MISCELLANEOUS	0	1780	0	0	0	1780
100	T14-006	TNR	MISC	MISCELLANEOUS	0	2670	0	0	0	2670
101	T19-40	TNR	MISC	MISCELLANEOUS	0	11864	11864	0	0	0
102	19990025	TNR	IITK	INDIAN INSTITUTE OF TECHNOLOGY	0	45145	28625	0	0	16520
103	T18-028	TNR	MISC	MISCELLANEOUS	1296	0	0	0	1296	0
104	T19-28	TNR	MISC	MISCELLANEOUS	0	2700	2700	0	0	0
105	T20-28	TNR	MISC	MISCELLANEOUS	0	0	0	2700	0	2700
106	T13-004	TNR	MISC	MISCELLANEOUS	0	108501	0	0	0	108501
107	T19-15	TNR	MISC	MISCELLANEOUS	0	253446	253446	0	0	0
108	T20-15	TNR	MISC	MISCELLANEOUS	0	0	0	253446	0	253446
109	T14-013	TNR	MISC	MISCELLANEOUS	0	400	0	0	0	400
110	T17-014	TNR	MISC	MISCELLANEOUS	0	8536	0	0	0	8536
111	T19-11	TNR	MISC	MISCELLANEOUS	0	99515	99515	0	0	0
112	T20-11	TNR	MISC	MISCELLANEOUS	0	0	0	103515	0	103515
113	T16-027	TNR	MISC	MISCELLANEOUS	0	5000	0	0	0	5000
114	T17-027	TNR	MISC	MISCELLANEOUS	0	12000	0	0	0	12000
115	T11-005	TNR	MISC	MISCELLANEOUS	0	4837	0	0	0	4837
116	T13-013	TNR	MISC	MISCELLANEOUS	0	1	0	0	0	1
117	T10-017	TNR	IAF	INDIAN AIR FORCE	0	1	0	0	0	1
118	T2004-02	TNR	IITK	INDIAN INSTITUTE OF TECHNOLOGY	153704	0	0	0	153704	0
119	T11-001	TNR	MISC	MISCELLANEOUS	621	0	0	0	621	0
120	T13-007	TNR	MISC	MISCELLANEOUS	0	4000	0	0	0	4000
121	T14-010	TNR	MISC	MISCELLANEOUS	0	16002	0	0	0	16002
122	T15-05	TNR	MISC	MISCELLANEOUS	0	912	0	0	0	912
123	T16-017	TNR	MISC	MISCELLANEOUS	0	20000	0	0	0	20000
124	T17-017	TNR	MISC	MISCELLANEOUS	0	1403	0	0	0	1403
125	T20-32	TNR	MISC	MISCELLANEOUS	0	0	0	5000	0	5000

126	T17-011	TNR	MISC	MISCELLANEOUS	0	16000	0	0	0	16000
127	T19-16	TNR	MISC	MISCELLANEOUS	0	8000	8000	0	0	0
128	T20-16	TNR	MISC	MISCELLANEOUS	0	0	0	8000	0	8000
129	T17-045	TNR	MISC	MISCELLANEOUS	0	7796	0	0	0	7796
130	2019030	TNR	PU	PUNJAB UNIVERSITY	0	50848	46847	0	0	4001
131	T14-001	TNR	MISC	MISCELLANEOUS	880	0	0	0	880	0
132	T16-010	TNR	MISC	MISCELLANEOUS	15000	0	0	0	15000	0
133	T19-19	TNR	MISC	MISCELLANEOUS	1495	0	0	1495	0	0
134	T19-049	TNR	MISC	MISCELLANEOUS	25779	0	0	30508	0	4729
135	T13-025	TNR	MISC	MISCELLANEOUS	0	26789	0	0	0	26789
136	T19-22	TNR	MISC	MISCELLANEOUS	0	900	900	0	0	0
137	T20-22	TNR	MISC	MISCELLANEOUS	0	0	0	900	0	900
138	T19-42	TNR	MISC	MISCELLANEOUS	0	5400	5400	0	0	0
139	T20-42	TNR	MISC	MISCELLANEOUS	0	0	0	5400	0	5400
140	T14-030	TNR	MISC	MISCELLANEOUS	320	0	0	0	320	0
141	T14-028	TNR	MISC	MISCELLANEOUS	0	2225	0	0	0	2225
142	T17-042	TNR	MISC	MISCELLANEOUS	0	424	0	0	0	424
143	T19-06	TNR	MISC	MISCELLANEOUS	0	10705	10705	0	0	0
144	T10-040	TNR	SHRIGO	SHRI GOPAL ENGG. & CHEMICAL KANPUR	0	165	0	0	0	165
145	T11-011	TNR	MISC	MISCELLANEOUS	0	99	0	0	0	99
146	T17-036	TNR	MISC	MISCELLANEOUS	19872	0	0	0	19872	0
147	T14-005	TNR	MISC	MISCELLANEOUS	0	16154	0	0	0	16154
148	T17-061	TNR	IITK	INDIAN INSTITUTE OF TECHNOLOGY	0	16785	0	0	0	16785
149	T19-47	TNR	MISC	MISCELLANEOUS	0	5064	5064	0	0	0
150	T20-47	TNR	MISC	MISCELLANEOUS	0	0	0	5064	0	5064
151	T10-047	TNR	MIS	MIS	0	159	0	0	0	159
152	T10-014	TNR	EIL	ENGINEERS INDIA LIMITED	0	1	0	0	0	1
153	T10-015	TNR	PGCI	POWER GRID CORP. OF INDIA	0	1	0	0	0	1
154	T11-004	TNR	MISC	MISCELLANEOUS	0	125	0	0	0	125
155	T12-004	TNR	MISC	MISCELLANEOUS	838	0	0	0	838	0
156	T13-009	TNR	MISC	MISCELLANEOUS	4	0	0	0	4	0
157	T14-022	TNR	MISC	MISCELLANEOUS	0	11036	0	0	0	11036
158	T19-24	TNR	MISC	MISCELLANEOUS	0	320	320	0	0	0
159	T20-24	TNR	MISC	MISCELLANEOUS	0	0	0	320	0	320

160	T2004-01	TNR	IITK	INDIAN INSTITUTE OF TECHNOLOGY	58695	0	0	0	58695	0
161	T19-41	TNR	MISC	MISCELLANEOUS	10813	0	0	0	10813	0
162	T14-003	TNR	MISC	MISCELLANEOUS	0	2055	0	0	0	2055
163	20040048	TNR	IITK	INDIAN INSTITUTE OF TECHNOLOGY	0	49931	0	0	0	49931
164	T13-015	TNR	MISC	MISCELLANEOUS	0	2002	0	0	0	2002
165	T14-012	TNR	MISC	MISCELLANEOUS	0	25007	0	0	0	25007
166	T17-028	TNR	MISC	MISCELLANEOUS	0	3002	0	0	0	3002
167	T12-012	TNR	MISC	MISCELLANEOUS	0	69	0	0	0	69
168	T12-027	TNR	MISC	MISCELLANEOUS	0	1335	0	0	0	1335
169	T19-51	TNR	MISC	MISCELLANEOUS	0	63390	63390	0	0	0
170	T20-51	TNR	MISC	MISCELLANEOUS	0	0	0	8000	0	8000
171	T19-14	TNR	MISC	MISCELLANEOUS	0	4470	4470	0	0	0
172	T20-14	TNR	MISC	MISCELLANEOUS	0	0	0	3270	0	3270
173	T17-053	TNR	MISC	MISCELLANEOUS	0	1200	0	0	0	1200
174	T19-25	TNR	MISC	MISCELLANEOUS	0	7400	7400	0	0	0
175	T20-25	TNR	MISC	MISCELLANEOUS	0	0	0	13200	0	13200
176	T16-09	TNR	MISC	MISCELLANEOUS	0	7467	0	0	0	7467
177	T20-50	TNR	MISC	MISCELLANEOUS	0	0	0	1800	0	1800
178	T19-10	TNR	MISC	MISCELLANEOUS	0	525652	561186	0	35534	0
179	T20-10	TNR	MISC	MISCELLANEOUS	0	0	0	663794	0	663794
180	T19-18	TNR	MISC	MISCELLANEOUS	126	0	0	0	126	0
181	T17-026	TNR	MISC	MISCELLANEOUS	3000	0	0	0	3000	0
182	T13-012	TNR	MISC	MISCELLANEOUS	0	26722	0	0	0	26722
183	T12-021	TNR	MISC	MISCELLANEOUS	0	4272	0	0	0	4272
184	T14-002	TNR	MISC	MISCELLANEOUS	0	10413	0	0	0	10413
185	T20-61	TNR	MISC	MISCELLANEOUS	0	0	6048	0	6048	0
186	T12-016	TNR	MISC	MISCELLANEOUS	0	7298	0	0	0	7298
187	T13-011	TNR	MISC	MISCELLANEOUS	0	8900	0	0	0	8900
188	T14-014	TNR	MISC	MISCELLANEOUS	0	5340	0	0	0	5340
189	2018343	TNR	MISC	MISCELLANEOUS	0	189722	368874	0	179152	0
		TNR Total			368549	10467934	8947330	8356627	662555	10171237
1	19990102	TRF	IITK	INDIAN INSTITUTE OF TECHNOLOGY	0	78215	0	0	0	78215
2	19990010	TRF	IITK	INDIAN INSTITUTE OF TECHNOLOGY	0	4388600	41650	0	0	4346950

3	20010125	TRF	IITK	INDIAN INSTITUTE OF TECHNOLOGY	0	39677569	1476681	0	0	38200888
4	19990052	TRF	IITK	INDIAN INSTITUTE OF TECHNOLOGY	0	151228	0	0	0	151228
		TRF Total			0	44295612	1518331	0	0	42777281
1	20040118	TRO	IITK	INDIAN INSTITUTE OF TECHNOLOGY	0	3883	0	0	0	3883
2	20040268	TRO	IITK	INDIAN INSTITUTE OF TECHNOLOGY	0	256547	0	0	0	256547
3	20040213	TRO	IITK	INDIAN INSTITUTE OF TECHNOLOGY	0	7250	0	0	0	7250
		TRO Total			0	267680	0	0	0	267680
1	20030276	TSF	IITK	INDIAN INSTITUTE OF TECHNOLOGY	0	2791483	0	513585	0	3305068
		TSF Total			0	2791483	0	513585	0	3305068
Grand Total					53572363	1693978433	541885621	470844476	84876551	1654241476

INDIAN INSTITUTE OF TECHNOLOGY KANPUR
REGISTRAR OFFICE

No. IITK/FBC/2021-22/
Dated: 14 September 2021

Subject: Approval of the Unaudited Annual Accounts of the Institute for the Financial Year 2020-2021

The unaudited accounts for the financial year 2020-2021 have been recommended by the Finance Committee at its 2021/2nd meeting of September 02, 2021 for adoption and approval by the Board of Governors.

Accordingly, the Board of Governors at its 242nd (2021/6th) meeting on September 03, 2021 adopted and approved the unaudited accounts for further submission to AG (UP).


14/09/2021

Registrar &
Secretary, Board of Governors

Enclosed: (i) Unaudited Annual Accounts for F Y 2020-21.